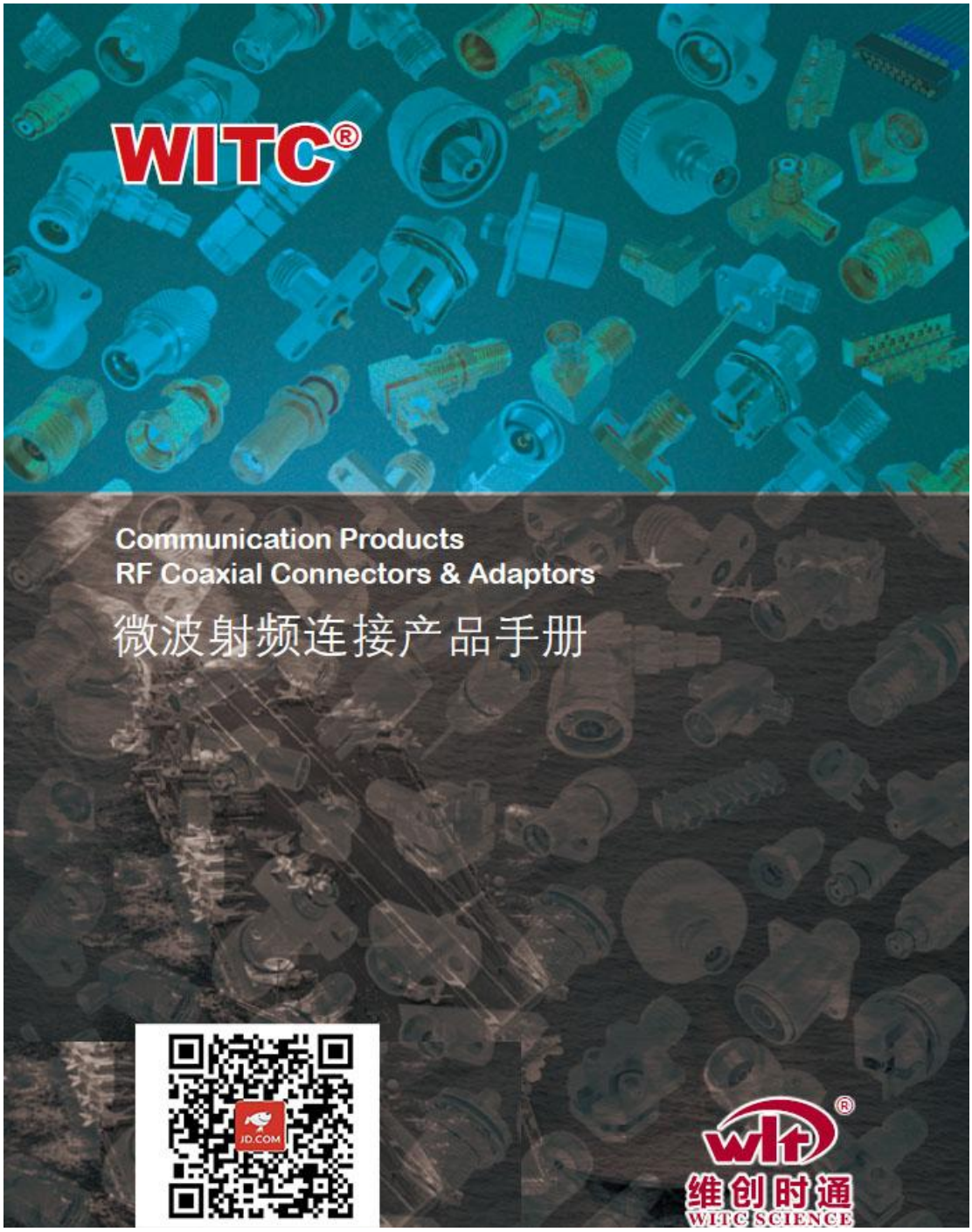

SMA 系列连接器： SMA 母头

适配 PCB 焊接

(产品外形特点实物图会与图纸略有差异-有无灌封口，实际以产品规格图纸为准

WITC

产品型号/Type	产品编号/Part No.	适配电缆/Suitable cables	剥线尺寸/Cable shortening dimension
SMA-KHD1	41-0108-AAD1	PCB	

RoHS

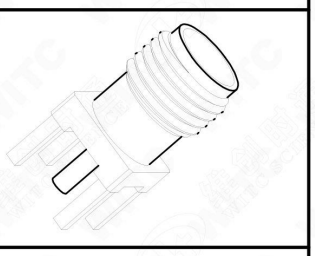

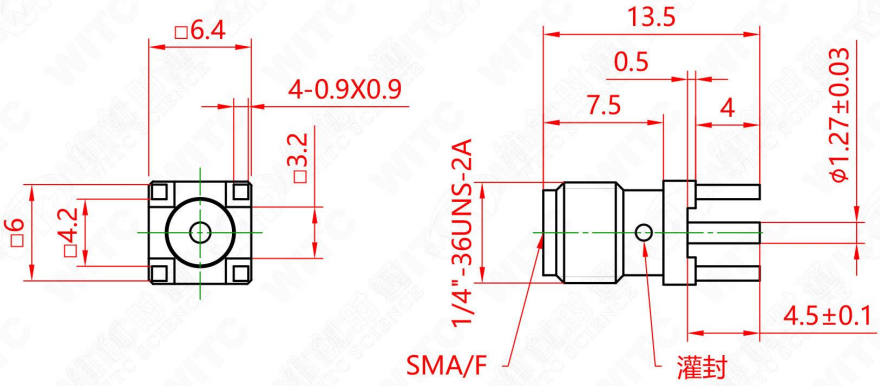

电气特性/Electrical Specifications

特性阻抗/Impedance	50Ω
频率范围/Frequency Range	DC-18GHz
驻波/VSWR	1.35(Max)
插损/Insertion loss	≤ 0.04 xSQT(f(GHz)) dB
中心导体接触电阻/Center contact resistance	≤ 3.0 mΩ
外导体接触电阻/Outer contact resistance	≤ 2.0 mΩ
测试电压/Test voltage	1000 V rms

焊接开孔尺寸

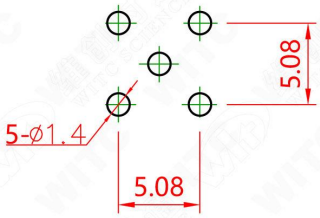

机械参数/Mechanical Data

中心连接方式/Center contact	焊接/Soldered
外导体连接方式/Outer contact	焊接/Soldered
耐久性/Connector Durability	≥500
中心针保持力/Center contact captivation:	
轴向/Axial	≥ 27 N
径向/Radial	≥ 3 Ncm

材料/Material Data

零件/Piece Parts	材料/Material	镀层/Surface Plating
中心导体/Center contact	铍青铜/Beryllium bronze	镀金/Gold Plating (Nickel underplated)
外导体/Outer contact	黄铜/Brass	镀金/Gold Plating (Nickel underplated)
绝缘体/Insulator	聚四氟乙烯/PTFE	

环境参数/Environmental Data

使用温度/Operating Temperature	-55℃ to 85℃
耐热温度/Temperature resistance	110℃

版本/REV.	2.0	投影方向/Direction of view		未注公差尺寸的极限偏差按



https://item.jd.com/10210696479781.html

WITC

产品型号/Type	产品编号/Part No.	适配电缆/Suitable cables	剥线尺寸/Cable shortening dimension
SMA-KHDC2	41-0108-AAD2	PCB	

RoHS

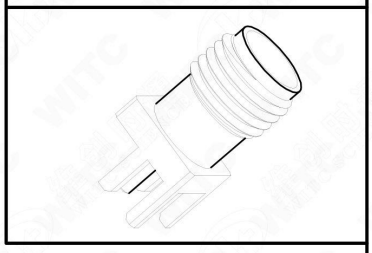

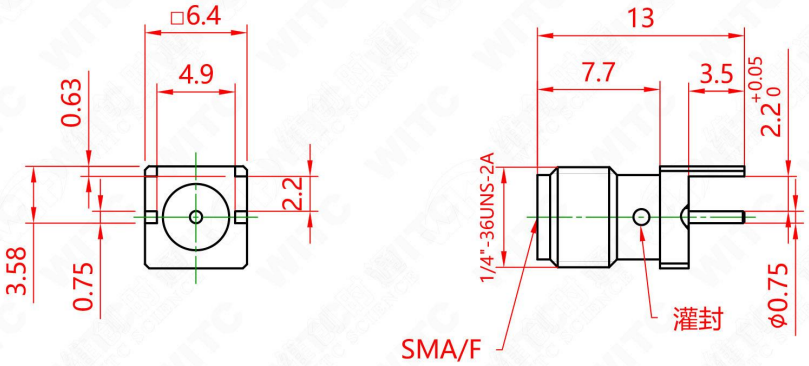

电气特性/Electrical Specifications

特性阻抗/Impedance	50Ω
频率范围/Frequency Range	DC-12GHz
驻波/VSWR	1.30(Max)
插损/Insertion loss	≤ 0.05 xSQT(f(GHz)) dB
中心导体接触电阻/Center contact resistance	≤ 3.0 mΩ
外导体接触电阻/Outer contact resistance	≤ 2.0 mΩ

焊盘尺寸

PCB尺寸(厚度2.2mm)

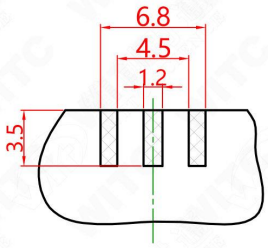

阴影为焊接区

机械参数/Mechanical Data

中心连接方式/Center contact	焊接/Soldered
外导体连接方式/Outer contact	焊接/Soldered
耐久性/Connector Durability	≥500
中心针保持力/Center contact captivation:	
轴向/Axial	≥ 27 N
径向/Radial	≥ 3 Ncm

材料/Material Data

零件/Piece Parts	材料/Material	镀层/Surface Plating
中心导体/Center contact	铍青铜/Beryllium bronze	镀金/Gold Plating (Nickel underplated)
外导体/Outer contact	黄铜/Brass	镀金/Gold Plating (Nickel underplated)
绝缘体/Insulator	聚四氟乙烯/PTFE	

环境参数/Environmental Data

使用温度/Operating Temperature	-55℃ to 85℃
耐热温度/Temperature resistance	185℃

版本/REV.	1.0	投影方向/Direction of view		未注公差尺寸的极限偏差按IT17级	2019.4.1

https://item.jd.com/10210635822434.html

WITC

产品型号/Type	产品编号/Part No.	端接形式/Backend Type	产品特性/Features
SMA-KHD3	41-0108-AAD3	PCB	SMA Jack Connector Frequency up to 18GHz

RoHS　　未注尺寸公差：±0.1mm

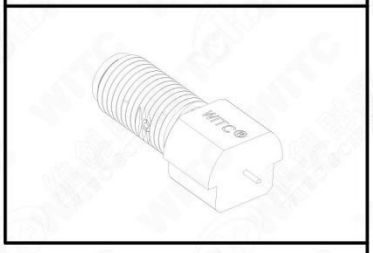

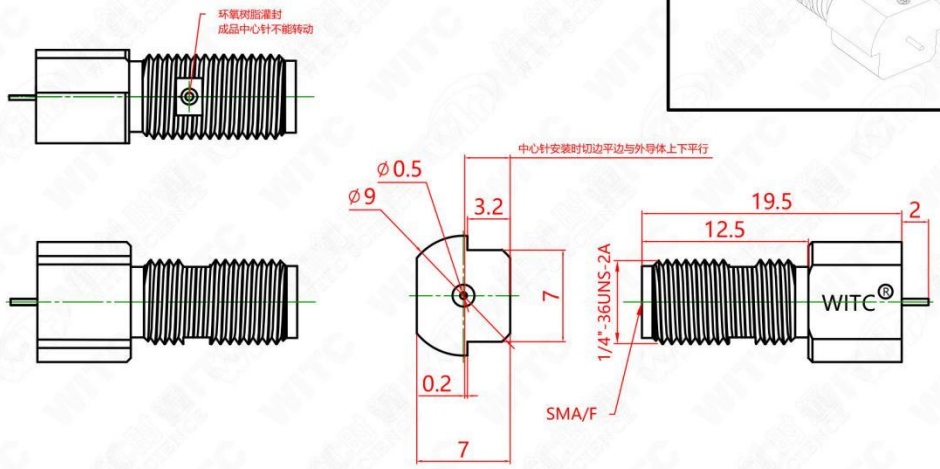

电气特性/Electrical Specifications

特性阻抗/Impedance	50Ω
频率范围/Frequency Range	DC-18GHz
驻波/VSWR	1.35(Max)
插损/Insertion loss	≤ 0.05 xSQT(f(GHz)) dB
中心导体接触电阻/Center contact resistance	≤ 3.0 mΩ
外导体接触电阻/Outer contact resistance	≤ 2.0 mΩ
测试电压/Test voltage	300V rms

焊盘尺寸

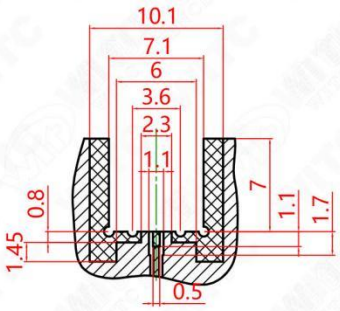

机械参数/Mechanical Data

中心连接方式/Center contact	焊接/Soldered
外导体连接方式/Outer contact	焊接/Soldered
耐久性/Connector Durability	≥500
中心针保持力/Center contact captivation:	
轴向/Axial	≥ 27 N
径向/Radial	≥ 3 Ncm

材料/Material Data

零件/Piece Parts	材料/Material	镀层/Surface Plating
中心导体/Center contact	铍青铜/Beryllium bronze	镀金/Gold Plating (Nickel underplated)
外导体/Outer contact	黄铜/Brass	镀金/Gold Plating (Nickel underplated)
绝缘体/Insulator	聚四氟乙烯/PTFE	

环境参数/Environmental Data

使用温度/Operating Temperature	-55℃ to 155℃
最大焊接温度/ Max.soldering Temperature	235℃ for 6 sec

版本/REV.	2.0	投影方向/Direction of view		未注公差尺寸的极限偏差按IT15级	设计/



https://item.jd.com/10210838112377.html

WITC

产品型号/Type	产品编号/Part No.	端接形式/Backend Type	产品特性/Features
SMA-KHD3-S	41-0108-AAD3-S	PCB	SMA Jack Connector Frequency up to 18GHz

RoHS　　未注尺寸公差：±0.1mm

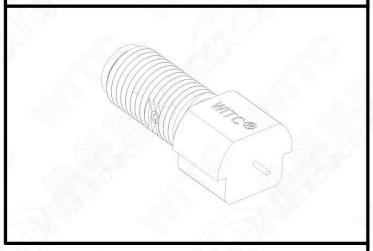

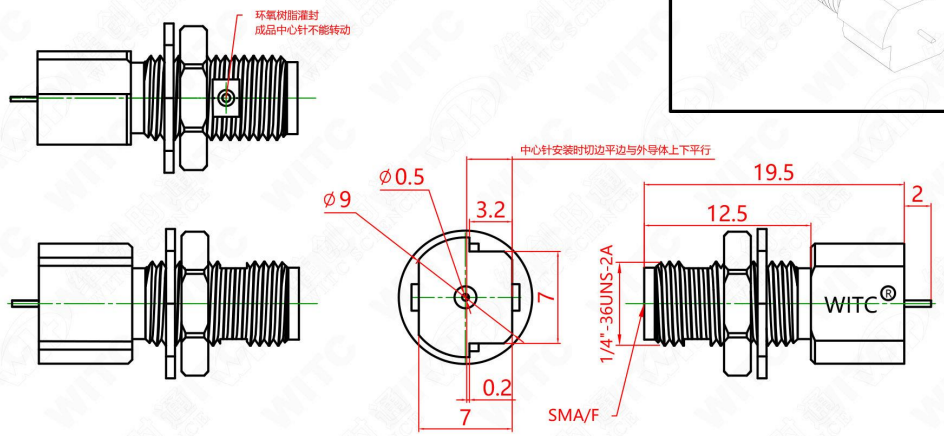

电气特性/Electrical Specifications

特性阻抗/Impedance	50Ω
频率范围/Frequency Range	DC-18GHz
驻波/VSWR	1.35(Max)
插损/Insertion loss	≤ 0.05 xSQT(f(GHz)) dB
中心导体接触电阻/Center contact resistance	≤ 3.0 mΩ
外导体接触电阻/Outer contact resistance	≤ 2.0 mΩ
测试电压/Test voltage	300V rms

焊盘尺寸

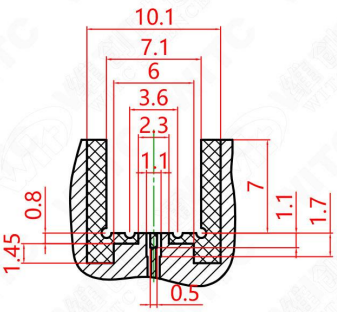

机械参数/Mechanical Data

中心连接方式/Center contact	焊接/Soldered
外导体连接方式/Outer contact	焊接/Soldered
耐久性/Connector Durability	≥500
中心针保持力/Center contact captivation:	
轴向/Axial	≥ 27 N
径向/Radial	≥ 3 Ncm

材料/Material Data

零件/Piece Parts	材料/Material	镀层/Surface Plating
中心导体/Center contact	铍青铜/Beryllium bronze	镀金/Gold Plating (Nickel underplated)
外导体/Outer contact	黄铜/Brass	镀金/Gold Plating (Nickel underplated)
绝缘体/Insulator	聚四氟乙烯/PTFE	

环境参数/Environmental Data

使用温度/Operating Temperature	-55℃ to 155℃
最大焊接温度/ Max.soldering Temperature	235℃ for 6 sec



版本/REV.	1.0	投影方向/Direction of view		未注公差尺寸的极限偏差按IT15	设计/Des

https://item.jd.com/10213638142964.html

WITC

产品型号/Type	产品编号/Part No.	端接形式/Backend Type	剥线尺寸/Cable shortening dimension
SMA-KHDC10	41-0108-AAD10	PCB	

RoHS

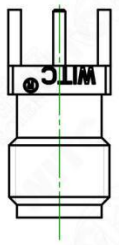

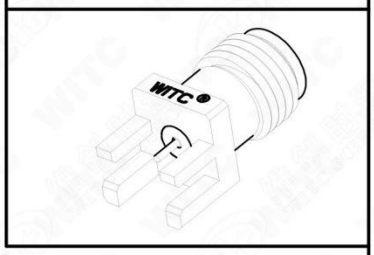

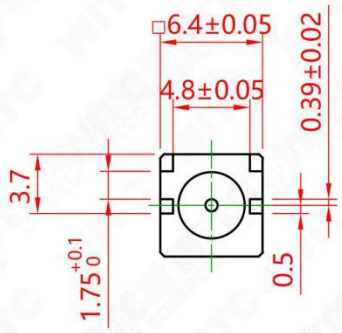

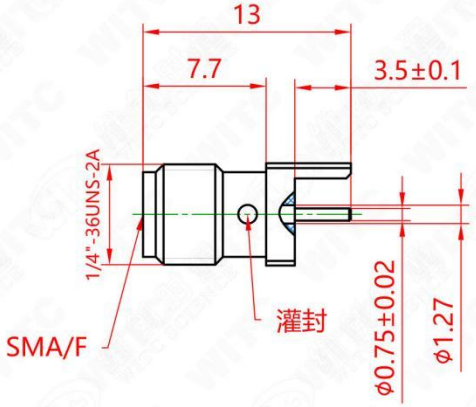

电气特性/Electrical Specifications

特性阻抗/Impedance	50Ω
频率范围/Frequency Range	DC-18GHz
驻波/VSWR	1.35(Max)
插损/Insertion loss	≤ 0.05 xSRQT(f(GHz)) dB
中心导体接触电阻/Center contact resistance	≤ 3.0 mΩ
外导体接触电阻/Outer contact resistance	≤ 2.0 mΩ
测试电压/Test voltage	1000 V rms

焊盘尺寸

PCB尺寸(厚度≤1.75mm)

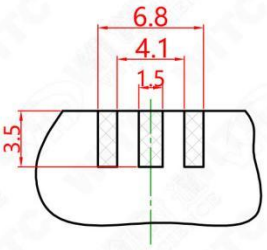

阴影为焊接区

机械参数/Mechanical Data

中心连接方式/Center contact	焊接/Soldered
外导体连接方式/Outer contact	焊接/Soldered
耐久性/Connector Durability	≥500
中心针保持力/Center contact captivation:	
轴向/Axial	≥ 27 N
径向/Radial	≥ 3 Ncm

材料/Material Data

零件/Piece Parts	材料/Material	镀层/Surface Plating
中心导体/Center contact	铍青铜/Beryllium bronze	镀金/Gold Plating (Nickel underplated)
外导体/Outer contact	黄铜/Brass	镀金/Gold Plating (Nickel underplated)
绝缘体/Insulator	聚四氟乙烯/PTFE	

环境参数/Environmental Data

使用温度/Operating Temperature	-65℃ to 165℃
耐热温度/Temperature resistance	185℃

版本/REV.	3.0	投影方向/Direction of view		未注公差尺寸的极限偏差按IT



https://item.jd.com/10210636399240.html

WITC

产品型号/Type	产品编号/Part No.	适配电缆/Suitable cables	剥线尺寸/Cable shortening dimension
SMA-KHDC10B	41-0108-AAD10B	PCB	

RoHS

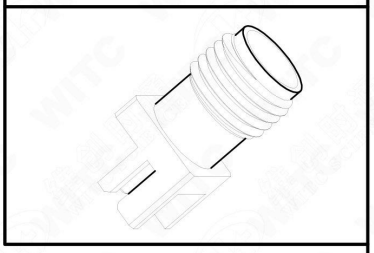

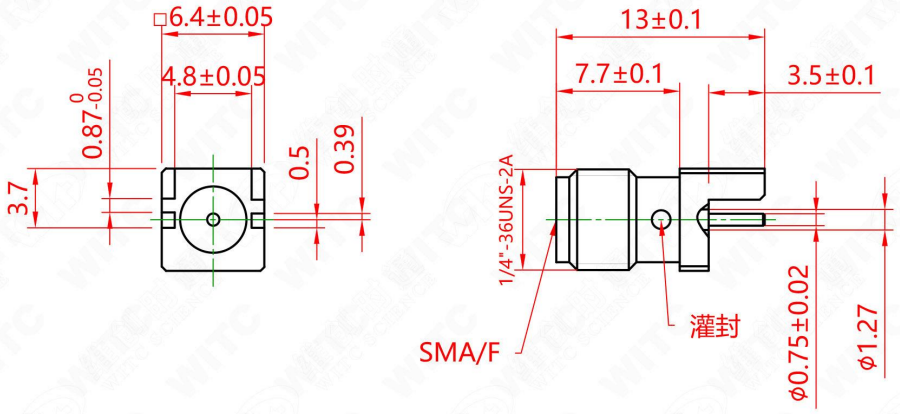

电气特性/Electrical Specifications

特性阻抗/Impedance	50Ω
频率范围/Frequency Range	DC-18GHz
驻波/VSWR	1.35(Max)
插损/Insertion loss	≤ 0.05 xSQT(f(GHz)) dB
中心导体接触电阻/Center contact resistance	≤ 3.0 mΩ
外导体接触电阻/Outer contact resistance	≤ 2.0 mΩ
测试电压/Test voltage	1000 V rms

焊盘尺寸

PCB尺寸(厚度0.6mm)

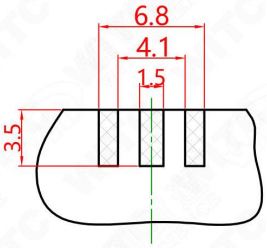

阴影为焊接区

机械参数/Mechanical Data

中心连接方式/Center contact	焊接/Soldered
外导体连接方式/Outer contact	焊接/Soldered
耐久性/Connector Durability	≥500
中心针保持力/Center contact captivation:	
轴向/Axial	≥ 27 N
径向/Radial	≥ 3 Ncm

材料/Material Data

零件/Piece Parts	材料/Material	镀层/Surface Plating
中心导体/Center contact	铍青铜/Beryllium bronze	镀金/Gold Plating (Nickel underplated)
外导体/Outer contact	黄铜/Brass	镀金/Gold Plating (Nickel underplated)
绝缘体/Insulator	聚四氟乙烯/PTFE	

环境参数/Environmental Data

使用温度/Operating Temperature	-65℃ to 165℃

版本/REV.	1.0	投影方向/Direction of view		未注公差尺寸的极限偏差按IT15级	设

https://item.jd.com/10213644705529.html

WITC

产品型号/Type	产品编号/Part No.	端接形式/Backend Type	产品特性/Features
SMA-KHDC10C	41-0108-AAD10C	PC-Board solder pins	SMA Jack Connector Frequency up to 18GHz

RoHS

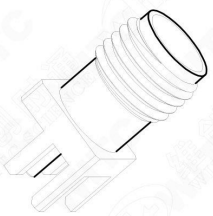

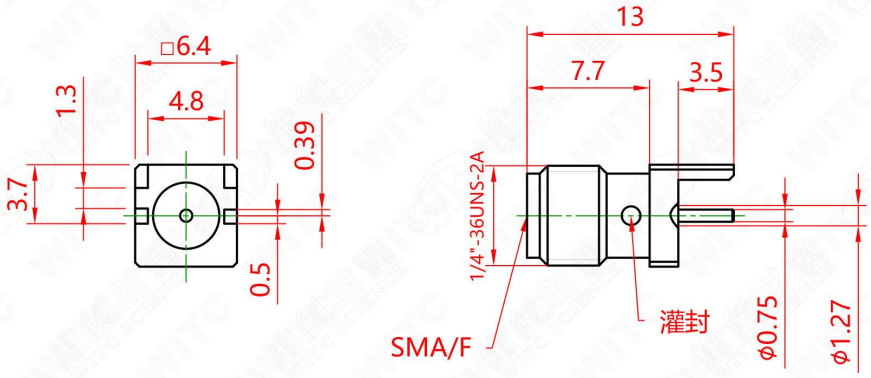

电气特性/Electrical Specifications

特性阻抗/Impedance	50Ω
频率范围/Frequency Range	DC-18GHz
驻波/VSWR	1.35(Max)
插损/Insertion loss	≤ 0.05 xSQRT(f(GHz)) dB
中心导体接触电阻/Center contact resistance	≤ 3.0 mΩ
外导体接触电阻/Outer contact resistance	≤ 2.0 mΩ
测试电压/Test voltage	1000 V rms

焊盘尺寸

PCB尺寸(厚度≤1.2mm)

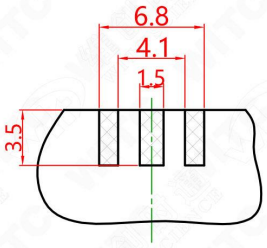

阴影为焊接区

机械参数/Mechanical Data

中心连接方式/Center contact	焊接/Soldered
外导体连接方式/Outer contact	焊接/Soldered
耐久性/Connector Durability	≥500
中心针保持力/Center contact captivation:	
轴向/Axial	≥ 27 N
径向/Radial	≥ 3 Ncm

材料/Material Data

零件/Piece Parts	材料/Material	镀层/Surface Plating
中心导体/Center contact	铍青铜/Beryllium bronze	镀金/Gold Plating (Nickel underplated)
外导体/Outer contact	黄铜/Brass	镀金/Gold Plating (Nickel underplated)
绝缘体/Insulator	聚四氟乙烯/PTFE	

环境参数/Environmental Data

使用温度/Operating Temperature	-55℃ to 155℃
最大焊接温度/ Max.soldering Temperature	235℃ for 6 sec



版本/REV.	1.0	投影方向/Direction of view		未注公差尺寸的极限偏差按IT15级	日期/

https://item.jd.com/10213644907437.html

WITC

产品型号/Type	产品编号/Part No.	适配电缆/Suitable cables	剥线尺寸/Cable shortening dimension
SMA-KHDC11	41-0108-AAD11	PCB	

RoHS

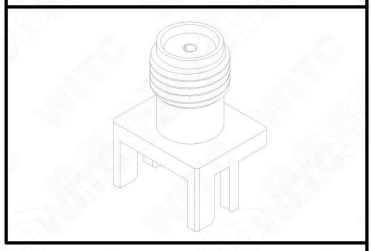

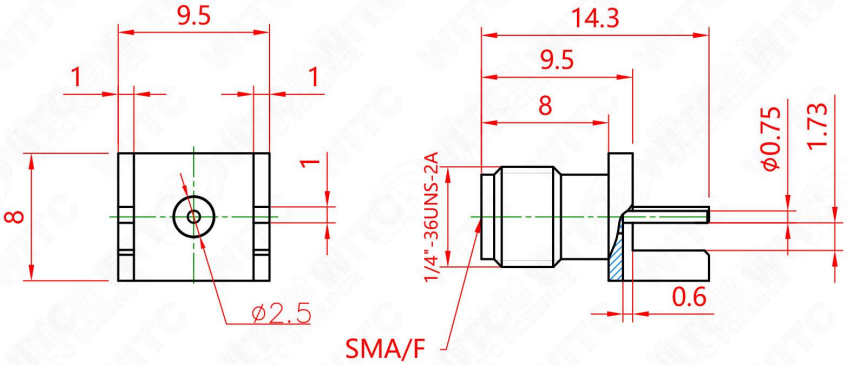

焊盘尺寸

PCB尺寸(厚度1.7mm)

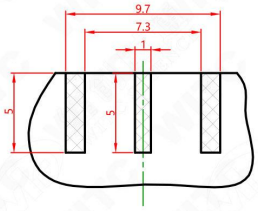

阴影为焊接区

电气特性/Electrical Specifications

特性阻抗/Impedance	50Ω
频率范围/Frequency Range	DC-18GHz
驻波/VSWR	1.35(Max)
插损/Insertion loss	≤ 0.04 xSQT(f(GHz)) dB
中心导体接触电阻/Center contact resistance	≤ 3.0 mΩ
外导体接触电阻/Outer contact resistance	≤ 2.0 mΩ
测试电压/Test voltage	1000 V rms

机械参数/Mechanical Data

中心连接方式/Center contact	焊接/Soldered
外导体连接方式/Outer contact	焊接/Soldered
耐久性/Connector Durability	≥500
中心针保持力/Center contact captivation:	
轴向/Axial	≥ 27 N
径向/Radial	≥ 3 Ncm

材料/Material Data

零件/Piece Parts	材料/Material	镀层/Surface Plating
中心导体/Center contact	铍青铜/Beryllium bronze	镀金/Gold Plating (Nickel underplated)
外导体/Outer contact	黄铜/Brass	镀金/Gold Plating (Nickel underplated)
绝缘体/Insulator	聚四氟乙烯/PTFE	

环境参数/Environmental Data

使用温度/Operating Temperature	-55℃ to 85℃
耐热温度/Temperature resistance	110℃

版本/REV.	2.0	投影方向/Direction of view		未注公差尺寸的极限偏差按IT17级



https://item.jd.com/10210636713673.html

WITC

产品型号/Type	产品编号/Part No.	适配电缆/Suitable cables	剥线尺寸/Cable shortening dimension
SMA-KHD12	41-0108-AAD12	PCB	

RoHS

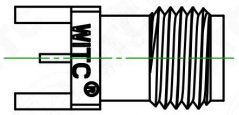

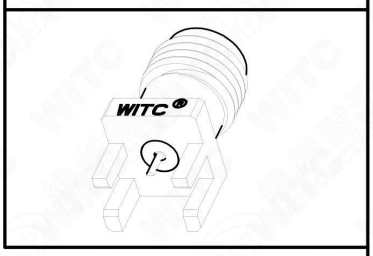

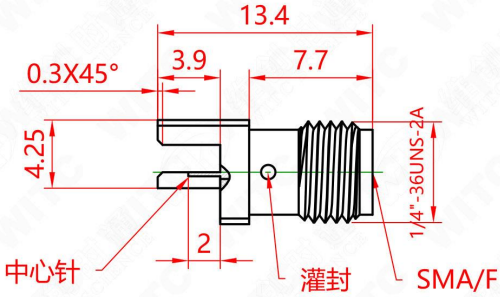

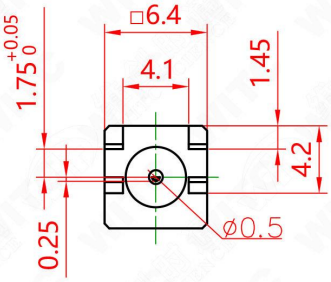

电气特性/Electrical Specifications

特性阻抗/Impedance	50Ω
频率范围/Frequency Range	DC-18GHz
驻波/VSWR	1.35(Max)
插损/Insertion loss	≤ 0.04 xSQT(f(GHz)) dB
中心导体接触电阻/Center contact resistance	≤ 3.0 mΩ
外导体接触电阻/Outer contact resistance	≤ 2.0 mΩ
测试电压/Test voltage	1000 V rms

焊盘尺寸

PCB尺寸(厚度1.7mm)

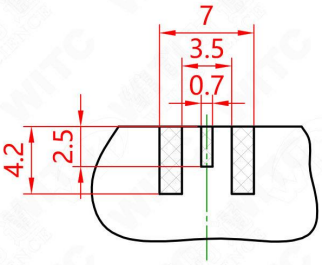

阴影为焊接区

机械参数/Mechanical Data

中心连接方式/Center contact	焊接/Soldered
外导体连接方式/Outer contact	焊接/Soldered
耐久性/Connector Durability	≥500
中心针保持力/Center contact captivation:	
轴向/Axial	≥ 27 N
径向/Radial	≥ 3 Ncm

材料/Material Data

零件/Piece Parts	材料/Material	镀层/Surface Plating
中心导体/Center contact	铍青铜/Beryllium bronze	镀金/Gold Plating (Nickel underplated)
外导体/Outer contact	黄铜/Brass	镀金/Gold Plating (Nickel underplated)
绝缘体/Insulator	聚四氟乙烯/PTFE	

环境参数/Environmental Data

使用温度/Operating Temperature	-55℃ to 65℃
耐热温度/Temperature resistance	110℃



版本/REV.	2.0	投影方向/Direction of view		未注公差尺寸的极限偏差按IT15级	设计/ 日期/D

https://item.jd.com/10213643355379.html

WITC

产品型号/Type	产品编号/Part No.	适配电缆/Suitable cables	剥线尺寸/Cable shortening dimension
SMA-KHD13	41-0108-AAD13	PCB	

RoHS

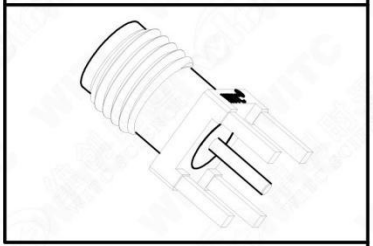

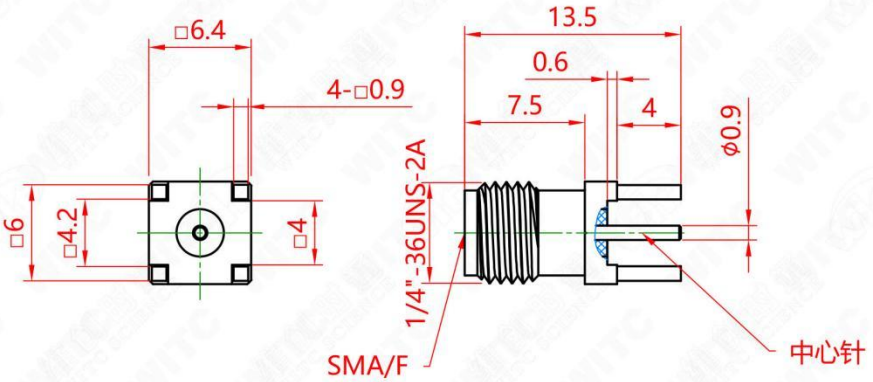

电气特性/Electrical Specifications

特性阻抗/Impedance	50Ω
频率范围/Frequency Range	DC-18GHz
连接器驻波/Connector VSWR	1.35(Max)
插损/Insertion loss	≤ 0.05 xSQRT(f(GHz)) dB
中心导体接触电阻/Center contact resistance	≤ 3.0 mΩ
外导体接触电阻/Outer contact resistance	≤ 2.0 mΩ
介质耐压 /Dielectric Withstanding Voltage	≥1000 V rms at sea level

推荐焊盘尺寸(Pcb -Layout)
(此版图仅供参考，应视实际所用板材的参数、厚度、叠层关系以及结构等，进行连接器与PCB板之间的传输性能的分析设计，以确定合适的尺寸，以及连接方式) 背面直接穿板焊接的馈电结构建议使用频率范围DC~6GHz

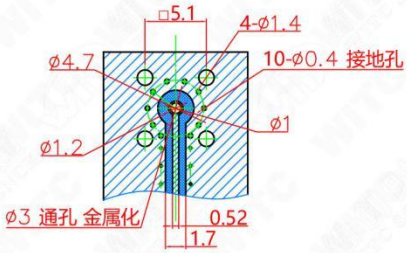

机械参数/Mechanical Data

中心连接方式/Center contact	焊接/Soldered
外导体连接方式/Outer contact	焊接/Soldered
耐久性/Connector Durability	≥500
中心针保持力/Center contact captivation:	
轴向/Axial	≥ 27 N
径向/Radial	≥ 3 Ncm

材料/Material Data

零件/Piece Parts	材料/Material	镀层/Surface Plating
中心导体/Center contact	铍青铜/Beryllium bronze	镀金/Gold Plating (Nickel underplated)
外导体/Outer contact	黄铜/Brass	镀金/Gold Plating (Nickel underplated)
绝缘体/Insulator	聚四氟乙烯/PTFE	

环境参数/Environmental Data

使用温度/Operating Temperature	-55℃ to 85℃
耐热温度/Temperature resistance	110℃

版本/REV.	1.0	投影方向/Direction of view		未注公差尺寸的极限偏差按IT15级	设计/



https://item.jd.com/10210696856826.html

WITC

产品型号/Type	产品编号/Part No.	适配电缆/Suitable cables	剥线尺寸/Cable shortening dimension
SMA-KHDC14	41-0108-AAD14	PCB	

RoHS

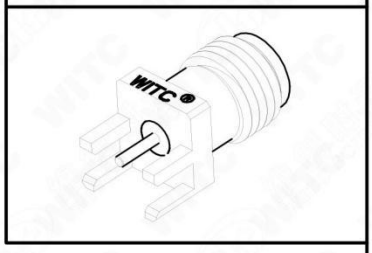

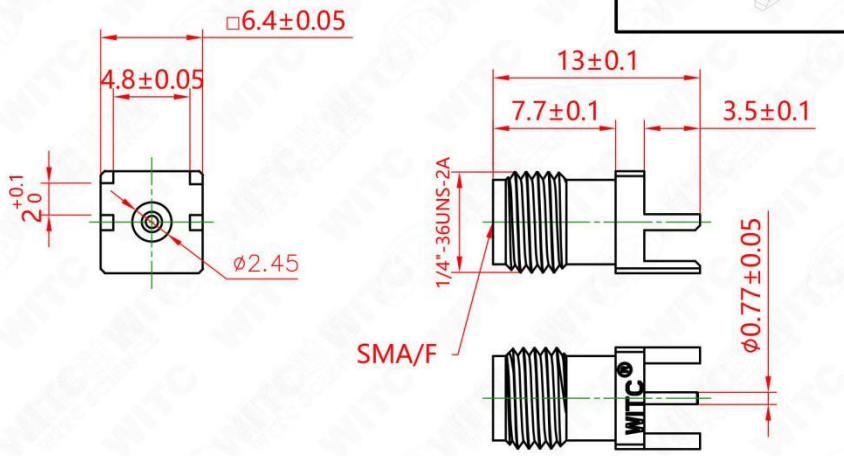

电气特性/Electrical Specifications

特性阻抗/Impedance	50Ω
频率范围/Frequency Range	DC-18GHz
驻波/VSWR	1.35(Max)
插损/Insertion loss	≤ 0.04 xSQT(f(GHz)) dB
中心导体接触电阻/Center contact resistance	≤ 3.0 mΩ
外导体接触电阻/Outer contact resistance	≤ 2.0 mΩ
测试电压/Test voltage	1000 V rms

焊盘尺寸（参考）

PCB尺寸(厚度≤2mm)

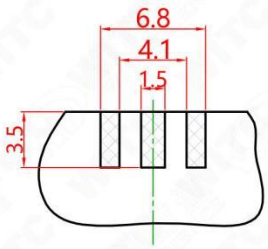

阴影为焊接区

机械参数/Mechanical Data

中心连接方式/Center contact	焊接/Soldered
外导体连接方式/Outer contact	焊接/Soldered
耐久性/Connector Durability	≥500
中心针保持力/Center contact captivation:	
轴向/Axial	≥ 27 N
径向/Radial	≥ 3 Ncm

材料/Material Data

零件/Piece Parts	材料/Material	镀层/Surface Plating
中心导体/Center contact	铍青铜/Beryllium bronze	镀金/Gold Plating (Nickel underplated)
外导体/Outer contact	黄铜/Brass	镀金/Gold Plating (Nickel underplated)
绝缘体/Insulator	聚四氟乙烯/PTFE	

环境参数/Environmental Data

使用温度/Operating Temperature	-55℃ to 85℃
耐热温度/Temperature resistance	110℃

版本/REV.	1.0	投影方向/Direction of view		未注公差尺寸的极限偏差



https://item.jd.com/10213643561373.html

WITC

产品型号/Type	产品编号/Part No.	适配电缆/Suitable cables	剥线尺寸/Cable shortening dimension
SMA-KHD15	41-0108-AAD15	PCB	

RoHS

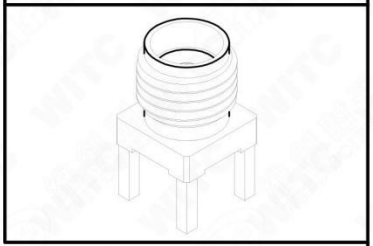

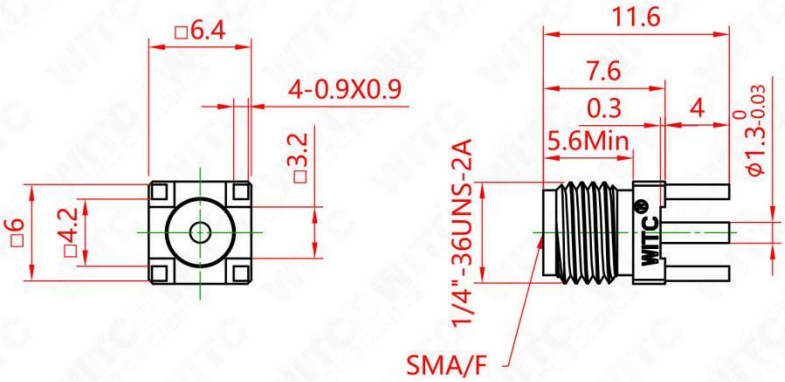

电气特性/Electrical Specifications

特性阻抗/Impedance	50Ω
频率范围/Frequency Range	DC-18GHz
驻波/VSWR	1.35(Max)
插损/Insertion loss	≤ 0.04 xSQT(f(GHz)) dB
中心导体接触电阻/Center contact resistance	≤ 3.0 mΩ
外导体接触电阻/Outer contact resistance	≤ 2.0 mΩ
测试电压/Test voltage	1000 V rms

焊接开孔尺寸

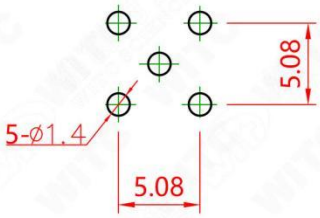

机械参数/Mechanical Data

中心连接方式/Center contact	焊接/Soldered
外导体连接方式/Outer contact	焊接/Soldered
耐久性/Connector Durability	≥500
中心针保持力/Center contact captivation:	
轴向/Axial	≥ 27 N
径向/Radial	≥ 3 Ncm

材料/Material Data

零件/Piece Parts	材料/Material	镀层/Surface Plating
中心导体/Center contact	铍青铜/Beryllium bronze	镀金/Gold Plating (Nickel underplated)
外导体/Outer contact	黄铜/Brass	镀金/Gold Plating (Nickel underplated)
绝缘体/Insulator	聚四氟乙烯/PTFE	

环境参数/Environmental Data

使用温度/Operating Temperature	-55℃ to 85℃
耐热温度/Temperature resistance	110℃

版本/REV.	1.0	投影方向/Direction of view		未注公差尺寸的极限偏差按IT17

https://item.jd.com/10213638917644.html

WITC

产品型号/Type	产品编号/Part No.	适配电缆/Suitable cables	剥线尺寸/Cable shortening dimension
SMA-KHDC16	41-0108-AAD16	PCB	

RoHS

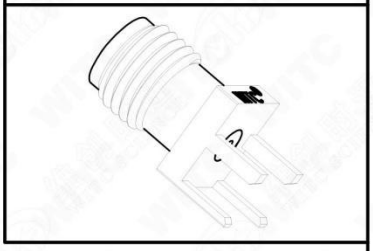

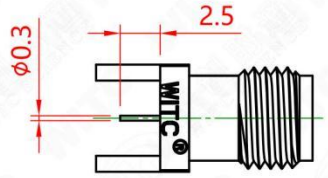

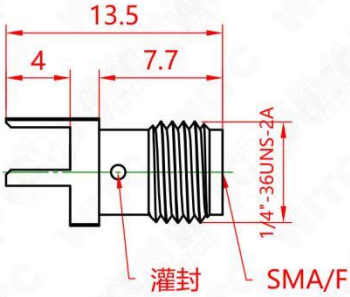

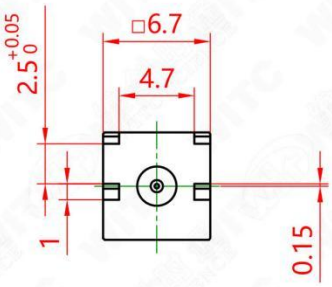

电气特性/Electrical Specifications

特性阻抗/Impedance	50Ω
频率范围/Frequency Range	DC-18GHz
驻波/VSWR	1.35(Max)
插损/Insertion loss	≤ 0.05 xSQRT(f(GHz)) dB
中心导体接触电阻/Center contact resistance	≤ 3.0 mΩ
外导体接触电阻/Outer contact resistance	≤ 2.0 mΩ
测试电压/Test voltage	1000 V rms

焊盘尺寸参考

PCB尺寸(厚度2.2mm)

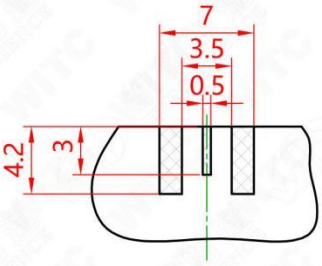

阴影为焊接区

机械参数/Mechanical Data

中心连接方式/Center contact	焊接/Soldered
外导体连接方式/Outer contact	焊接/Soldered
耐久性/Connector Durability	≥500
中心针保持力/Center contact captivation:	
轴向/Axial	≥ 27 N
径向/Radial	≥ 3 Ncm

材料/Material Data

零件/Piece Parts	材料/Material	镀层/Surface Plating
中心导体/Center contact	铍青铜/Beryllium bronze	镀金/Gold Plating (Nickel underplated)
外导体/Outer contact	黄铜/Brass	镀金/Gold Plating (Nickel underplated)
绝缘体/Insulator	聚四氟乙烯/PTFE	

环境参数/Environmental Data

使用温度/Operating Temperature	-55℃ to 65℃
耐热温度/Temperature resistance	110℃

版本/REV.	1.0	投影方向/Direction of view		未注公差尺寸的极限偏差按IT15级	

https://item.jd.com/10210637589836.html

WITC

产品型号/Type	产品编号/Part No.	端接形式/Backend Type	产品特性/Features
SMA-KHDC17	41-0108-AAD17	PCB(Tab Contact)	End launch jack receptacle SMA/F 50 Ohm

RoHS

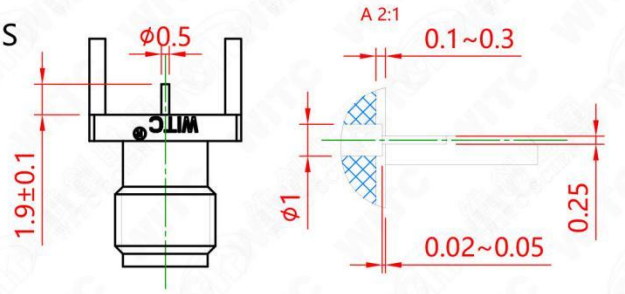

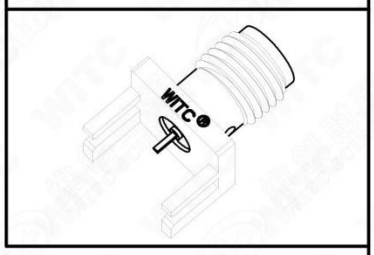

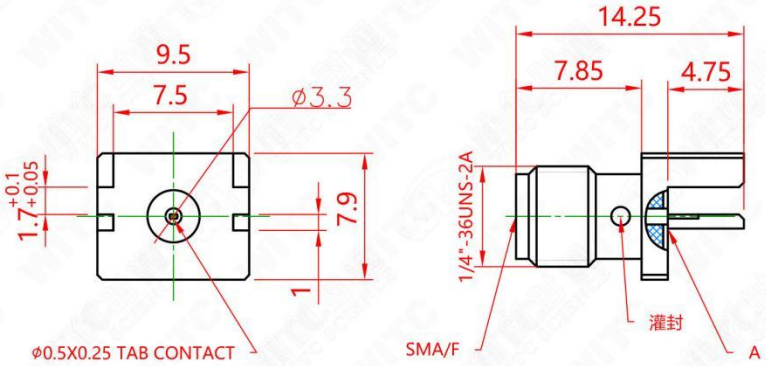

推荐焊盘布局尺寸

PCB尺寸(叠层厚度≤1.7mm)

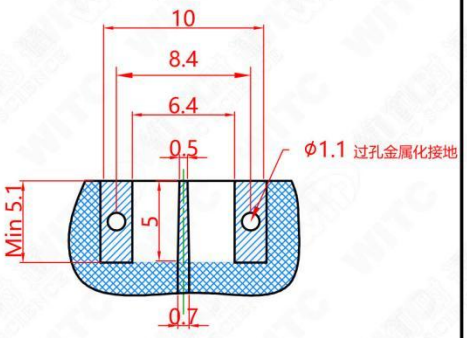

阴影为焊接区

电气特性/Electrical Specifications

特性阻抗/Impedance	50Ω
频率范围/Frequency Range	DC-18GHz
驻波/VSWR	1.35(Max)
插损/Insertion loss	≤ 0.05 xSRQT(f(GHz)) dB
中心导体接触电阻/Center contact resistance	≤ 3.0 mΩ
外导体接触电阻/Outer contact resistance	≤ 2.0 mΩ
测试电压/Test voltage	1000 V rms

机械参数/Mechanical Data

中心连接方式/Center contact	焊接/Soldered
外导体连接方式/Outer contact	焊接/Soldered
耐久性/Connector Durability	≥500
中心针保持力/Center contact captivation:	
轴向/Axial	≥ 27 N
径向/Radial	≥ 3 Ncm

材料/Material Data

零件/Piece Parts	材料/Material	镀层/Surface Plating
中心导体/Center contact	铍青铜/Beryllium bronze	镀金/Gold Plating (Nickel underplated)
外导体/Outer contact	黄铜/Brass	镀金/Gold Plating (Nickel underplated)
绝缘体/Insulator	聚四氟乙烯/PTFE	

环境参数/Environmental Data

使用温度/Operating Temperature	-65℃ to 165℃

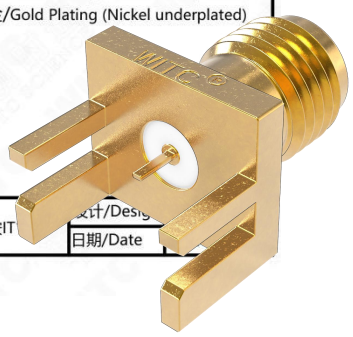

版本/REV.	1.0	投影方向/Direction of view		未注公差尺寸的极限偏差按IT	设计/Desig	日期/Date

https://item.jd.com/10213641741154.html

WITC

产品型号/Type	产品编号/Part No.	端接形式/Backend Type	产品特性/Features
SMA-KHDC20	41-0108-AAD20	PCB(Tab Contact)	End launch jack receptacle SMA/F 50 Ohm

RoHS

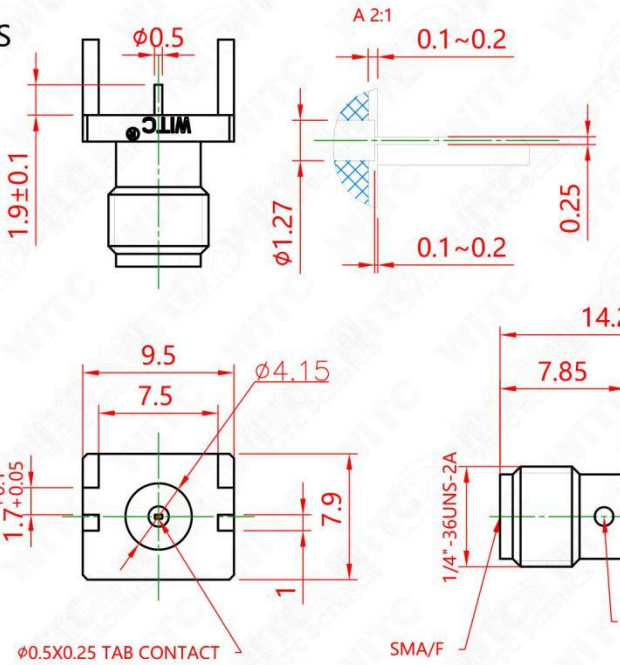

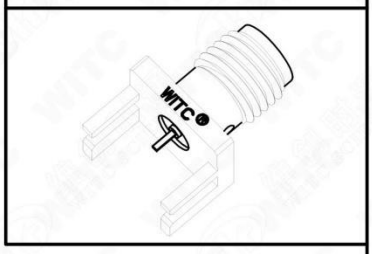

推荐焊盘布局尺寸

PCB尺寸(叠层厚度≤1.7mm)

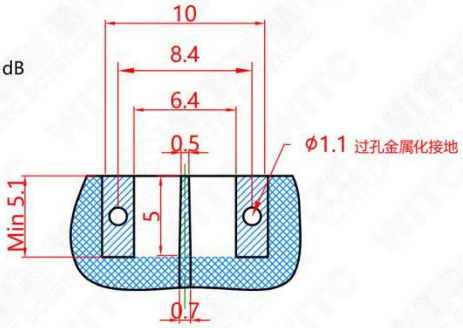

阴影为焊接区

电气特性/Electrical Specifications

特性阻抗/Impedance	50Ω
频率范围/Frequency Range	DC-18GHz
驻波/VSWR	1.35(Max)
插损/Insertion loss	≤ 0.05 xSRQT(f(GHz)) dB
中心导体接触电阻/Center contact resistance	≤ 3.0 mΩ
外导体接触电阻/Outer contact resistance	≤ 2.0 mΩ
测试电压/Test voltage	1000 V rms

机械参数/Mechanical Data

中心连接方式/Center contact	焊接/Soldered
外导体连接方式/Outer contact	焊接/Soldered
耐久性/Connector Durability	≥500
中心针保持力/Center contact captivation:	
轴向/Axial	≥ 27 N
径向/Radial	≥ 3 Ncm

材料/Material Data

零件/Piece Parts	材料/Material	镀层/Surface Plating
中心导体/Center contact	铍青铜/Beryllium bronze	镀金/Gold Plating (Nickel underplated)
外导体/Outer contact	黄铜/Brass	镀金/Gold Plating (Nickel underplated)
绝缘体/Insulator	聚四氟乙烯/PTFE	

环境参数/Environmental Data

使用温度/Operating Temperature	-65℃ to 165℃

版本/REV.	1.0	投影方向/Direction of view		未注公差尺寸的极限偏差按



https://item.jd.com/10210638112913.html

WITC

产品型号/Type	产品编号/Part No.	端接形式/Backend Type	产品特性/Features
SMA-KHDC21	41-0108-AAD21	PCB	End launch jack receptacle SMA/F 50 Ohm

RoHS

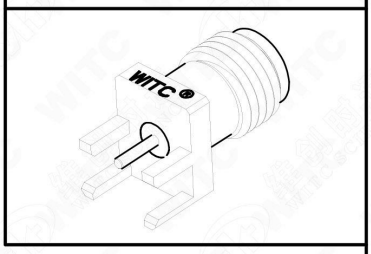

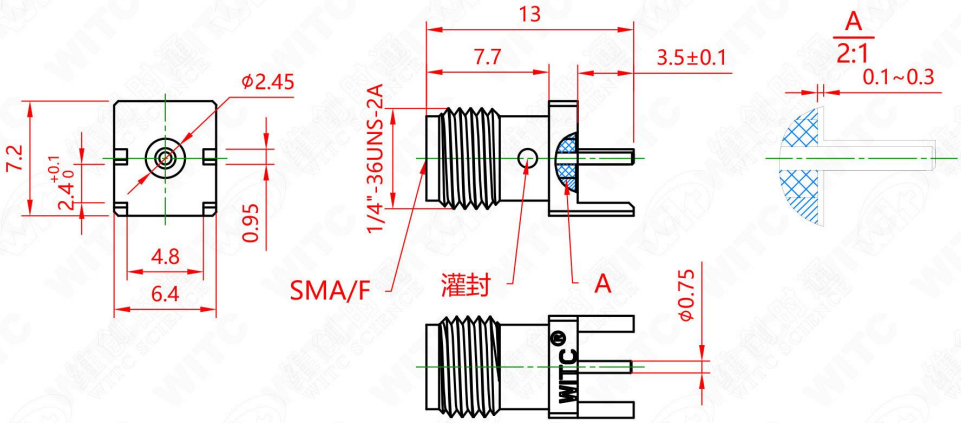

电气特性/Electrical Specifications

特性阻抗/Impedance	50Ω
频率范围/Frequency Range	DC-18GHz
驻波/VSWR	1.35(Max)
插损/Insertion loss	≤ 0.05 xSRQT(f(GHz)) dB
中心导体接触电阻/Center contact resistance	≤ 3.0 mΩ
外导体接触电阻/Outer contact resistance	≤ 2.0 mΩ
测试电压/Test voltage	1000 V rms

推荐焊盘布局尺寸

PCB尺寸(叠层厚度≤2.4mm)

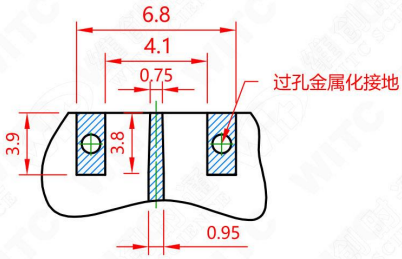

阴影为焊接区

机械参数/Mechanical Data

中心连接方式/Center contact	焊接/Soldered
外导体连接方式/Outer contact	焊接/Soldered
耐久性/Connector Durability	≥500
中心针保持力/Center contact captivation:	
轴向/Axial	≥ 27 N
径向/Radial	≥ 3 Ncm

材料/Material Data

零件/Piece Parts	材料/Material	镀层/Surface Plating
中心导体/Center contact	铍青铜/Beryllium bronze	镀金/Gold Plating (Nickel underplated)
外导体/Outer contact	黄铜/Brass	镀金/Gold Plating (Nickel underplated)
绝缘体/Insulator	聚四氟乙烯/PTFE	

环境参数/Environmental Data

使用温度/Operating Temperature	-65℃ to 165℃
耐热温度/Temperature resistance	185℃

版本/REV.	1.0	投影方向/Direction of view		未注公差尺寸的极限偏差按IT15级	日期



https://item.jd.com/10213641045681.html

WITC

产品型号/Type	产品编号/Part No.	适配电缆/Suitable cables	剥线尺寸/Cable shortening dimension
SMA-KHDC22	41-0108-AAD22	PCB	

RoHS

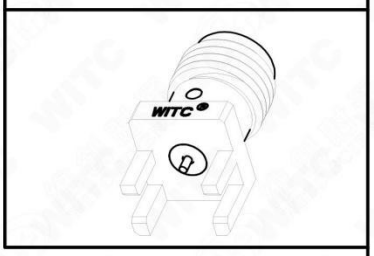

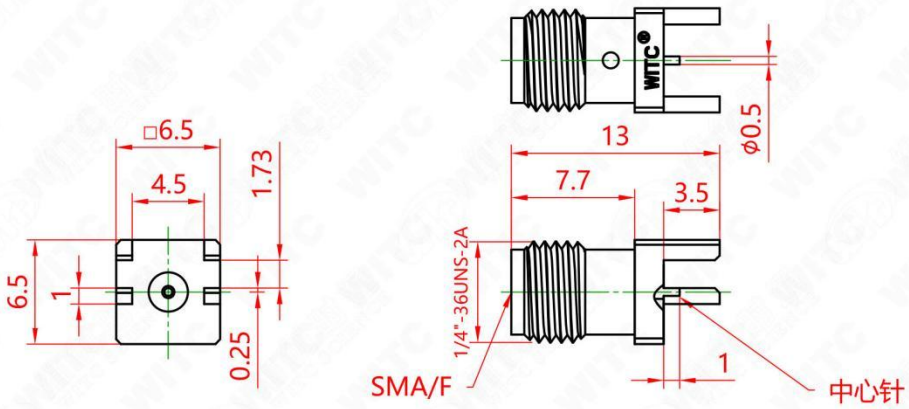

电气特性/Electrical Specifications

特性阻抗/Impedance	50Ω
频率范围/Frequency Range	DC-18GHz
驻波/VSWR	1.35(Max)
插损/Insertion loss	≤ 0.04 xSQT(f(GHz)) dB
中心导体接触电阻/Center contact resistance	≤ 3.0 mΩ
外导体接触电阻/Outer contact resistance	≤ 2.0 mΩ
测试电压/Test voltage	1000 V rms

焊盘尺寸(参考)
PCB尺寸(厚度1.7mm)

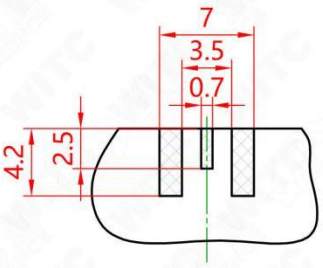

阴影为焊接区

机械参数/Mechanical Data

中心连接方式/Center contact	焊接/Soldered
外导体连接方式/Outer contact	焊接/Soldered
耐久性/Connector Durability	≥500
中心针保持力/Center contact captivation:	
轴向/Axial	≥ 27 N
径向/Radial	≥ 3 Ncm

材料/Material Data

零件/Piece Parts	材料/Material	镀层/Surface Plating
中心导体/Center contact	铍青铜/Beryllium bronze	镀金/Gold Plating (Nickle underplated)
外导体/Outer contact	黄铜/Brass	镀金/Gold Plating (Nickle underplated)
绝缘体/Insulator	聚四氟乙烯/PTFE	

环境参数/Environmental Data

使用温度/Operating Temperature	-55℃ to 85℃

版本/REV.	1.0	投影方向/Direction of view		未注公差尺寸的极限偏差按IT17级	

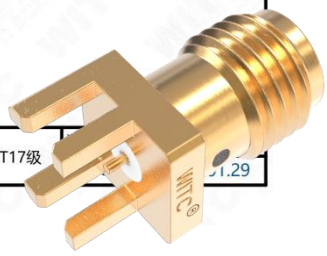

https://item.jd.com/10213641002803.html

WITC

产品型号/Type	产品编号/Part No.	端接形式/Backend Type	剥线尺寸/Cable shortening dimension
SMA-KHDC24	41-0108-AAD24	PCB	

RoHS



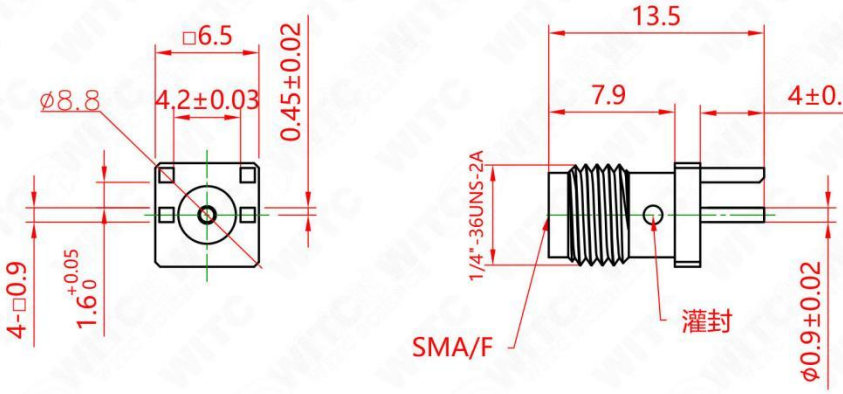

电气特性/Electrical Specifications

特性阻抗/Impedance	50Ω
频率范围/Frequency Range	DC-18GHz
驻波/VSWR	1.35(Max)
插损/Insertion loss	≤ 0.05 xSRQT(f(GHz)) dB
中心导体接触电阻/Center contact resistance	≤ 3.0 mΩ
外导体接触电阻/Outer contact resistance	≤ 2.0 mΩ
测试电压/Test voltage	1000 V rms

焊盘尺寸

PCB尺寸(厚度≤1.6mm)

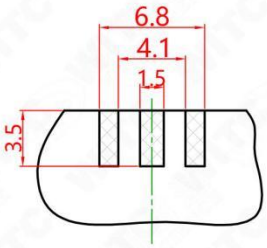

阴影为焊接区

机械参数/Mechanical Data

中心连接方式/Center contact	焊接/Soldered
外导体连接方式/Outer contact	焊接/Soldered
耐久性/Connector Durability	≥500
中心针保持力/Center contact captivation:	
轴向/Axial	≥ 27 N
径向/Radial	≥ 3 Ncm

材料/Material Data

零件/Piece Parts	材料/Material	镀层/Surface Plating
中心导体/Center contact	铍青铜/Beryllium bronze	镀金/Gold Plating (Nickel underplated)
外导体/Outer contact	黄铜/Brass	镀金/Gold Plating (Nickel underplated)
绝缘体/Insulator	聚四氟乙烯/PTFE	

环境参数/Environmental Data

使用温度/Operating Temperature	-65℃ to 165℃
耐热温度/Temperature resistance	185℃

版本/REV.	3.0	投影方向/Direction of view		未注公差尺寸的极限偏差按IT15级	设计 / 日期



https://item.jd.com/10217839766569.html

WITC

产品型号/Type	产品编号/Part No.	适配电缆/Suitable cables	剥线尺寸/Cable shortening dimension
SMA-KHDC25	41-0108-AAD25	PCB	

RoHS

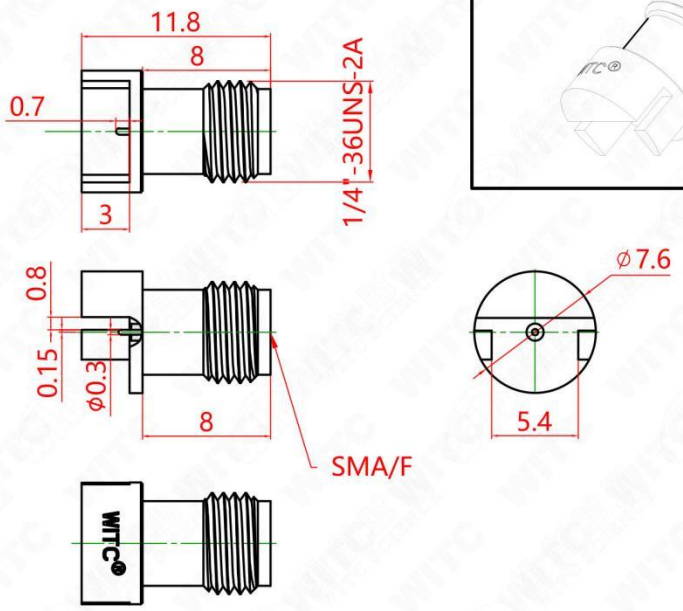

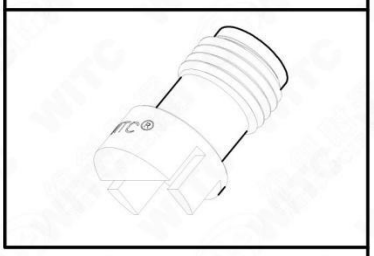

电气特性/Electrical Specifications

特性阻抗/Impedance	50Ω
频率范围/Frequency Range	DC-18GHz
驻波/VSWR	1.35(Max)
插损/Insertion loss	≤ 0.05 xSQT(f(GHz)) dB
中心导体接触电阻/Center contact resistance	≤ 3.0 mΩ
外导体接触电阻/Outer contact resistance	≤ 2.0 mΩ
测试电压/Test voltage	500 V rms

焊盘尺寸
(阴影区域为焊接区)

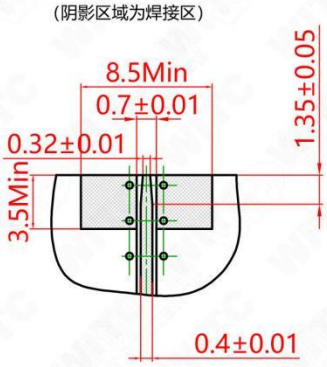

机械参数/Mechanical Data

中心连接方式/Center contact	焊接/Soldered
外导体连接方式/Outer contact	焊接/Soldered
耐久性/Connector Durability	≥500
中心针保持力/Center contact captivation:	
轴向/Axial	≥ 27 N
径向/Radial	≥ 3 Ncm

材料/Material Data

零件/Piece Parts	材料/Material	镀层/Surface Plating
中心导体/Center contact	铍青铜/Beryllium bronze	镀金/Gold Plating (Nickel underplated)
外导体/Outer contact	黄铜/Brass	镀金/Gold Plating (Nickel underplated)
绝缘体/Insulator	聚四氟乙烯/PTFE	

环境参数/Environmental Data

使用温度/Operating Temperature	-65℃ to 165℃



版本/REV.	1.0	投影方向/Direction of view		未注公差尺寸的极限偏差按IT15级

https://item.jd.com/10211059406157.html

WITC

产品型号/Type	产品编号/Part No.	适配电缆/Suitable cables	剥线尺寸/Cable shortening dimension
SMA-KHD26	41-0108-AAD26	PCB	

RoHS

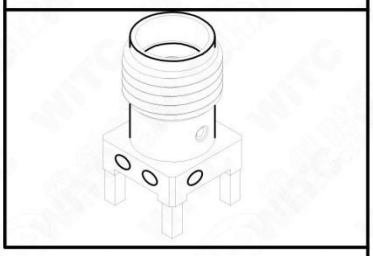

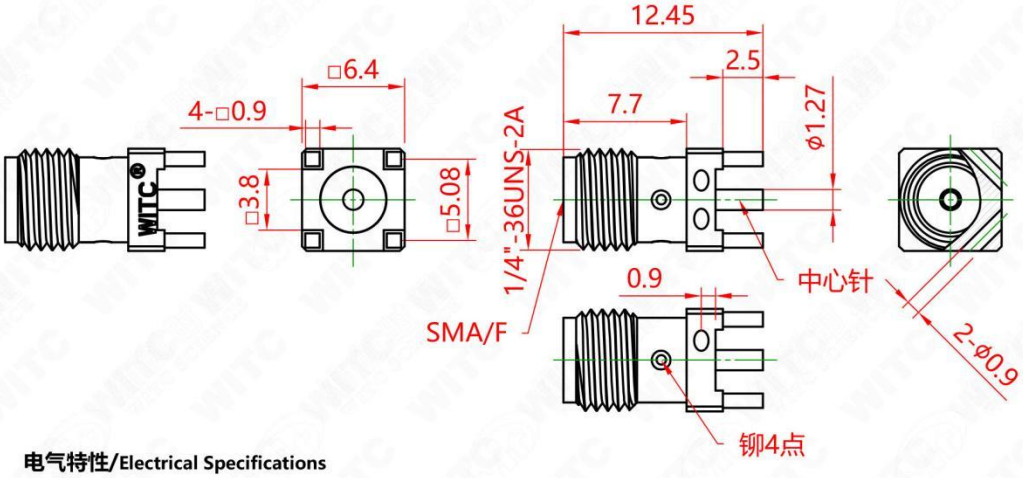

电气特性/Electrical Specifications

特性阻抗/Impedance	50Ω
频率范围/Frequency Range	DC-18GHz
连接器驻波/Connector VSWR	1.20(Max)
插损/Insertion loss	≤ 0.05 xSQRT(f(GHz)) dB
中心导体接触电阻/Center contact resistance	≤ 3.0 mΩ
外导体接触电阻/Outer contact resistance	≤ 2.0 mΩ
介质耐压 /Dielectric Withstanding Voltage	≥1000 V rms at sea level

焊接开孔尺寸

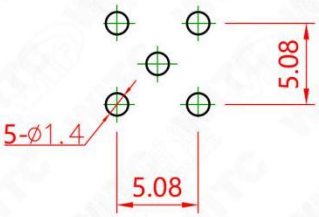

机械参数/Mechanical Data

中心连接方式/Center contact	焊接/Soldered
外导体连接方式/Outer contact	焊接/Soldered
耐久性/Connector Durability	≥500
中心针保持力/Center contact captivation:	
轴向/Axial	≥ 27 N
径向/Radial	≥ 3 Ncm

材料/Material Data

零件/Piece Parts	材料/Material	镀层/Surface Plating
中心导体/Center contact	铍青铜/Beryllium bronze	镀金/Gold Plating (Nickel underplated)
外导体/Outer contact	黄铜/Brass	镀金/Gold Plating (Nickel underplated)
绝缘体/Insulator	聚四氟乙烯/PTFE	

环境参数/Environmental Data

使用温度/Operating Temperature	-65℃ to 165℃

版本/REV.	1.0	投影方向/Direction of view		未注公差尺寸的极限偏差按IT15级	设计/ 日期/



https://item.jd.com/10210697320291.html

WITC

产品型号/Type	产品编号/Part No.	端接形式/Backend Type	产品特性/Features
SMA-KHDC27	41-0108-AAD27	PCB Board SMD	Right Angle Jack PCB Connector Frequency up to 18GHz

RoHS

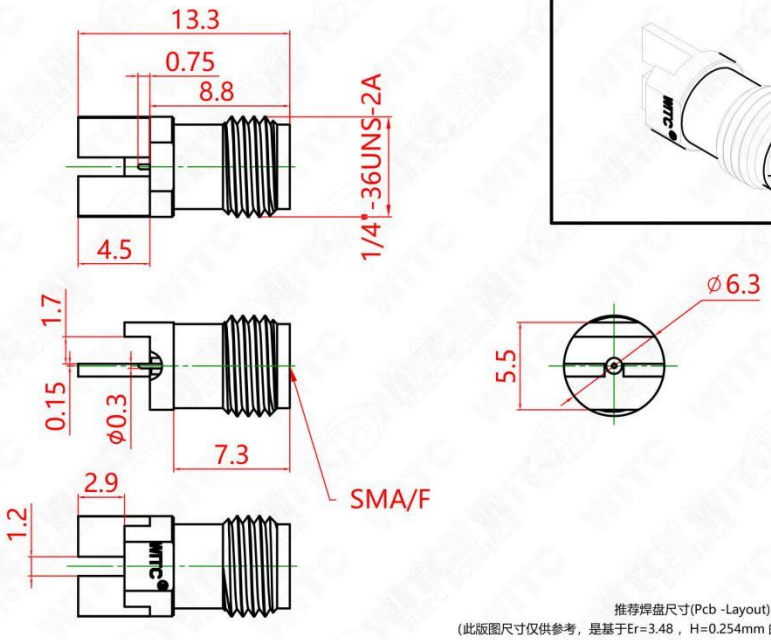

推荐焊盘尺寸(Pcb -Layout)
(此版图尺寸仅供参考，是基于Er=3.48，H=0.254mm 的板厚给出的推荐尺寸; 实际应用时，应根据所用板材的参数、厚度、叠层关系以及结构等，进行连接器与PCB板之间传输性能的分析设计，以确定合适的尺寸以及连接方式)

共面波导 CPWG(为焊接区), 建议叠板厚度1.5~1.7mm

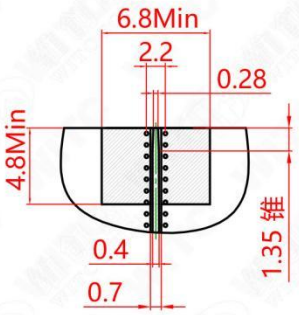

电气特性/Electrical Specifications

特性阻抗/Impedance	50Ω
连接器频率/ Connector Frequency Range	DC-18GHz
回波损耗/Return Loss *	≥14.6dB@ DC~18GHz

*(Return Loss in application depends decisive on PCB layout)

插损/Insertion loss	≤ 0.05 xSQRT(f(GHz)) dB
中心导体接触电阻/Center contact resistance	≤ 3.0 mΩ
外导体接触电阻/Outer contact resistance	≤ 2.0 mΩ
测试电压/Test voltage	500 V rms

机械参数/Mechanical Data

中心连接方式/Center contact	焊接/Soldered
外导体连接方式/Outer contact	焊接/Soldered
耐久性/Connector Durability	≥500
连接测试力矩/Coupling test torque	0.6 Nm
推荐力矩/Recommended torque	0.5Nm

材料/Material Data

零件/Piece Parts	材料/Material	镀层/Surface Plating
中心导体/Center contact	铍青铜/Beryllium bronze	镀金/Gold Plating (Nickel underplated)
外导体/Outer contact	黄铜/Brass	镀金/Gold Plating (Nickel underplated)
绝缘体/Insulator	聚四氟乙烯/PTFE	

环境参数/Environmental Data

使用温度/Operating Temperature	-55℃ to 155℃
最大焊接温度/ Max.soldering Temperature	235℃ for 6 sec

版本/REV.	1.0	投影方向/Direction of view		未注公差尺寸的极限偏差按IT



https://item.jd.com/10227787665482.html

WITC

产品型号/Type	产品编号/Part No.	端接形式/Backend Type	产品特性/Features
SMA-KHDC28	41-0108-AAD28	PCB Board SMD	Right Angle Jack PCB Connector Frequency up to 18GHz

RoHS

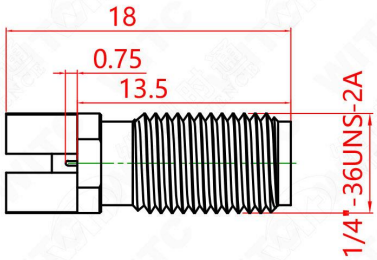

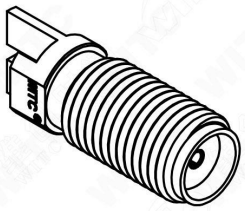

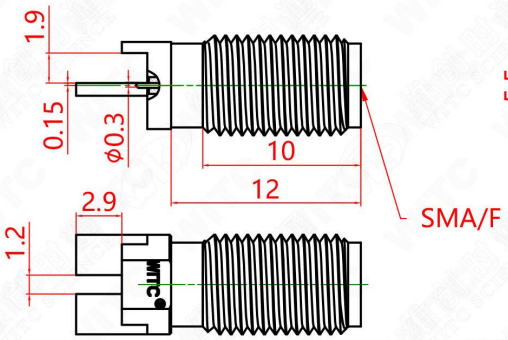

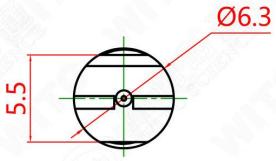

推荐焊盘尺寸(Pcb -Layout)
(此版图尺寸仅供参考，是基于Er=3.48，H=0.254mm 的板厚给出的推荐尺寸; 实际应用时，应根据所用板材的参数、厚度、叠层关系以及结构等，进行连接器与PCB板之间传输性能的分析设计，以确定合适的尺寸以及连接方式)

共面波导 CPWG(为焊接区), 建议叠板厚度1.7~1.9mm

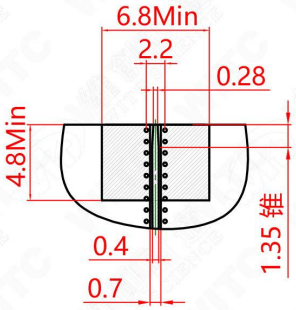

电气特性/Electrical Specifications

特性阻抗/Impedance	50Ω
连接器频率/ Connector Frequency Range	DC-18GHz
回波损耗/Return Loss *	≥14.6dB@ DC~18GHz
*(Return Loss in application depends decisive on PCB layout)	
插损/Insertion loss	≤ 0.05 xSQRT(f(GHz)) dB
中心导体接触电阻/Center contact resistance	≤ 3.0 mΩ
外导体接触电阻/Outer contact resistance	≤ 2.0 mΩ
测试电压/Test voltage	500 V rms

机械参数/Mechanical Data

中心连接方式/Center contact	焊接/Soldered
外导体连接方式/Outer contact	焊接/Soldered
耐久性/Connector Durability	≥500
连接测试力矩/Coupling test torque	0.6 Nm
推荐力矩/Recommended torque	0.5Nm

材料/Material Data

零件/Piece Parts	材料/Material	镀层/Surface Plating
中心导体/Center contact	铍青铜/Beryllium bronze	镀金/Gold Plating (Nickel underplated)
外导体/Outer contact	黄铜/Brass	镀金/Gold Plating (Nickel underplated)
绝缘体/Insulator	聚四氟乙烯/PTFE	

环境参数/Environmental Data

使用温度/Operating Temperature	-55℃ to 155℃
最大焊接温度/ Max.soldering Temperature	235℃ for 6 sec



版本/REV.	1.0	投影方向/Direction of view		未注公差尺寸的极限偏差按IT15级	设计/ 日期/Date

https://item.jd.com/10211672297270.htm

WITC

产品型号/Type	产品编号/Part No.	适配电缆/Suitable cables	剥线尺寸/Cable shortening dimension
SMA-KHDW-1	41-0108-WWD1	PCB	

RoHS

低磁(Low magnetic)

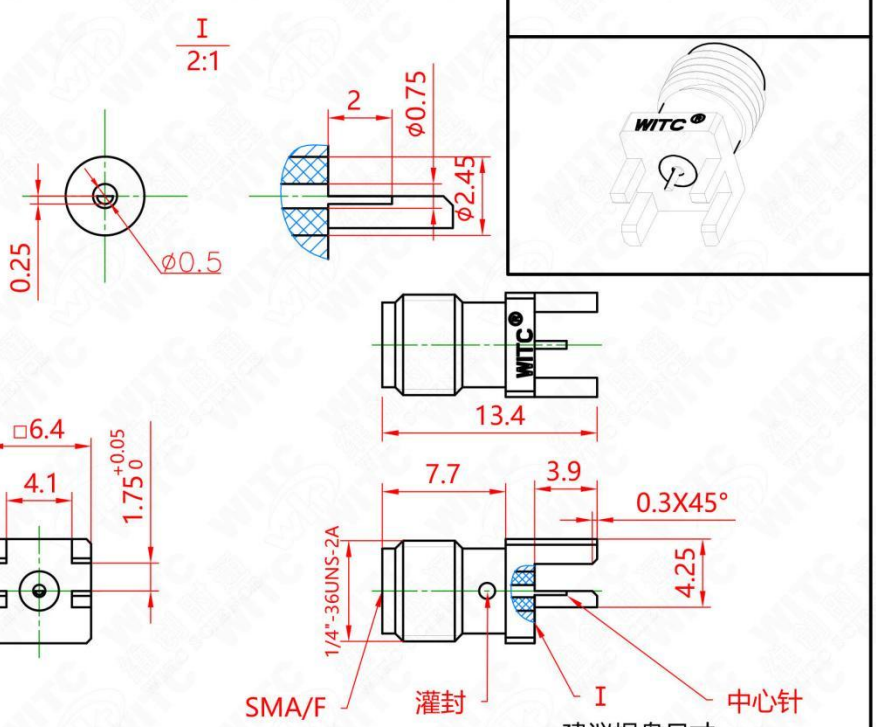

建议焊盘尺寸

PCB尺寸(厚度1.7mm)

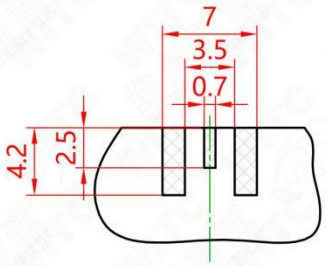

阴影为焊接区

电气特性/Electrical Specifications

特性阻抗/Impedance	50Ω
频率范围/Frequency Range	DC-18GHz
驻波/VSWR	1.35(Max)
插损/Insertion loss	≤ 0.04 xSQT(f(GHz)) dB
中心导体接触电阻/Center contact resistance	≤ 3.0 mΩ
外导体接触电阻/Outer contact resistance	≤ 2.0 mΩ
测试电压/Test voltage	1000 V rms

机械参数/Mechanical Data

中心连接方式/Center contact	焊接/Soldered
外导体连接方式/Outer contact	焊接/Soldered
耐久性/Connector Durability	≥500
中心针保持力/Center contact captivation:	
轴向/Axial	≥ 27 N
径向/Radial	≥ 3 Ncm

材料/Material Data

零件/Piece Parts	材料/Material	镀层/Surface Plating
中心导体/Center contact	铍青铜(低磁)/Beryllium bronze(Low magnetic)	镀金/Gold Plating (Cu underplated)
外导体/Outer contact	铍青铜(低磁)/Beryllium bronze(Low magnetic)	镀金/Gold Plating (Cu underplated)
绝缘体/Insulator	聚四氟乙烯/PTFE	

环境参数/Environmental Data

使用温度/Operating Temperature	-55℃ to 85℃
耐热温度/Temperature resistance	110℃



版本/REV.	3.0	投影方向/Direction of view		未注公差尺寸的极限偏差按IT15级	设计/Desi 日期/Date

https://item.jd.com/10210635393561.html

WITC

产品型号/Type	产品编号/Part No.	适配电缆/Suitable cables	剥线尺寸/Cable shortening dimension
SMA-KHDW-2	41-0108-WWD2	PCB	

RoHS

低磁(Low magnetic)

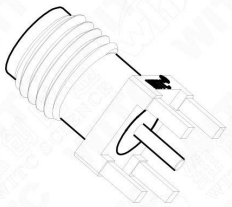

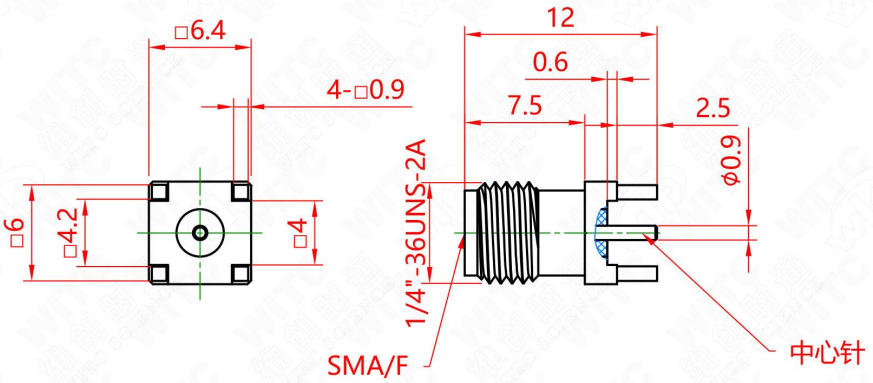

电气特性/Electrical Specifications

特性阻抗/Impedance	50Ω
频率范围/Frequency Range	DC-18GHz
连接器驻波/Connector VSWR	1.35(Max)
插损/Insertion loss	≤ 0.05 xSQRT(f(GHz)) dB
中心导体接触电阻/Center contact resistance	≤ 3.0 mΩ
外导体接触电阻/Outer contact resistance	≤ 2.0 mΩ
介质耐压 /Dielectric Withstanding Voltage	≥1000 V rms at sea level

推荐焊盘尺寸(Pcb -Layout)

(此版图仅供参考，应视实际所用板材的参数、厚度、叠层关系以及结构等，进行连接器与PCB板之间的传输性能的分析设计，以确定合适的尺寸，以及连接方式） 背面直接穿板焊接的馈电结构建议使用频率范围DC~6GHz

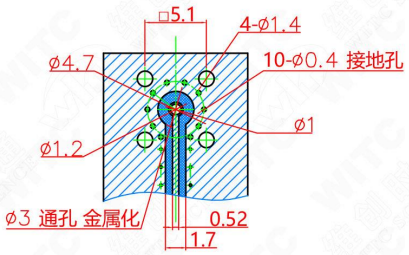

机械参数/Mechanical Data

中心连接方式/Center contact	焊接/Soldered
外导体连接方式/Outer contact	焊接/Soldered
耐久性/Connector Durability	≥500
中心针保持力/Center contact captivation:	
轴向/Axial	≥ 27 N
径向/Radial	≥ 3 Ncm

材料/Material Data

零件/Piece Parts	材料/Material	镀层/Surface Plating
中心导体/Center contact	铍青铜(低磁)/Beryllium bronze(Low magnetic)	镀金/Gold Plating (Cu underplated)
外导体/Outer contact	铍青铜(低磁)/Beryllium bronze(Low magnetic)	镀金/Gold Plating (Cu underplated)
绝缘体/Insulator	聚四氟乙烯/PTFE	

环境参数/Environmental Data

使用温度/Operating Temperature	-55℃ to 85℃
耐热温度/Temperature resistance	110℃



版本/REV.	1.0	投影方向/Direction of view		未注公差尺寸的极限偏差按IT15	1.13

https://item.jd.com/10210696997182.html