

SUMMARY

Wires

Low voltage 5



Image is for illustrative purpose only

Series	0W
Termination type	Female solder
IP rating	68
AWG wire size	24.00 - 24.00
Cable Ø	0.00 - 0.00 mm
Status	active
Matching parts	FVG.0W.305.CLAC50

Download

[Request a quote](#)

[Catalog](#)

TECHNICAL DETAILS

Mechanics

Shell Style/Model	EV*: Fixed socket, nut fixing
Keying	1 key (alpha=0; Plug: male contacts; Receptacle: female contacts)
Housing Material	Brass (chrome plated [SAE AMS 2460]) shell and collet nut, nickel plated [SAE AMS QQ N 290] brass latch sleeve and mid pieces
Weight	11.36 g

Performance

Configuration	0W.305 : 5 Low Voltage
Insulator	
Rated Current	6.5 Amps

Specifications

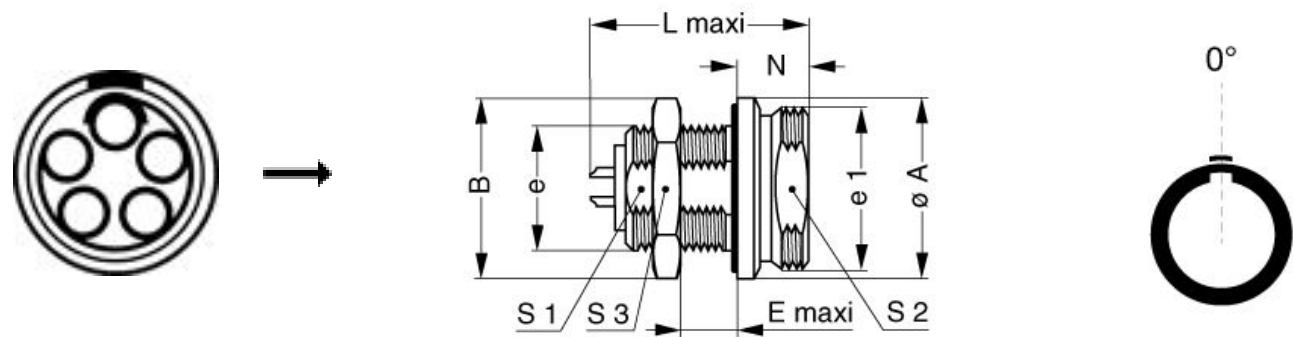
Contact Type: Solder
Contact Dia.: 0.7 mm (0.028in)
Bucket Dia.: 0.8 mm (0.031in)
Max. Solid Conductor: 0.34 mm² (AWG 22)
Max. Stranded Conductor: 0.34 mm² (AWG 22)
R (max): 6.1 mOhm
Vtest (contact-contact): 1000 V (AC) 1400 V (DC)
Vtest (contact-shell): 700 V (AC) 1000 V (DC)

LEMO products and services are provided "as is". LEMO makes no warranties or representations with regard to LEMO product & services or use of them, express, implied or statutory, including for accuracy, completeness, or security. The user is fully responsible for his products and applications using LEMO components.

Others

- Endurance (Shell): 1000 mating cycles
- Temp (min / max): -20°C / +200°C
- Humidity (max): <=95% [at 60 deg C /140 F]
- Climatical Category: 20/200/21
- Shielding (min): 95 dB (10 MHz)
- Shielding (min): 80 dB (1 GHz)
- Salt Spray Corrosion: >1000 hr
- Pressure: 30 bars

DRAWINGS



Dimensions






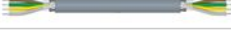


	A	B	E	L	N	S1	S2	S3	e	e1
mm.	16.2	16	4	21.7	8	10.5	12.5	14	M12x1.0	M14x1.0
in.	0,64	0,63	0,16	0,85	0,31	0,41	0,49	0,55		

RECOMMENDED BY LEMO

Tools

LEMO products and services are provided “as is”. LEMO makes no warranties or representations with regard to LEMO product & services or use of them, express, implied or statutory, including for accuracy, completeness, or security. The user is fully responsible for his products and applications using LEMO components.

Cables

CMN.05.T22.051QGZE	TPR (medical)	Grey	
CMN.05.T28.029PGCE	PVC	GREY	
CMN.05.T28.029PGZE		Grey	
CMN.05.T28.029PNCE	PVC	Black	
CMN.05.T28.029PNZE			
150250	PVC	Grey	
50090	PVC	Black	
50140	PVC	Grey	
5050	PVC	Black	

LEMO products and services are provided “as is”. LEMO makes no warranties or representations with regard to LEMO product & services or use of them, express, implied or statutory, including for accuracy, completeness, or security. The user is fully responsible for his products and applications using LEMO components.