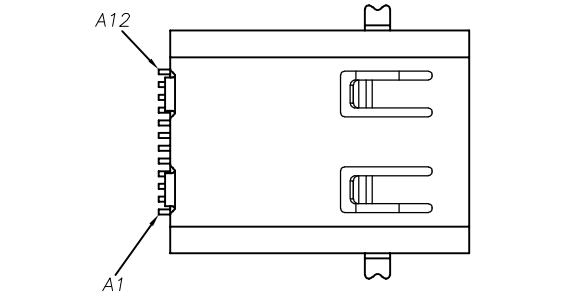

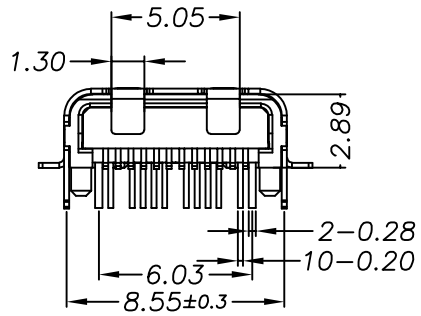

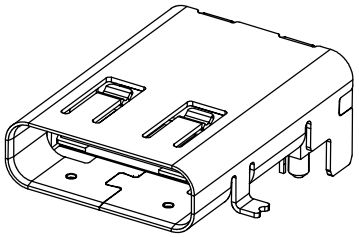

A1	GND	B12	GND
A2	SSTXP1	B11	SSRXP1
A3	SSTXN1	B10	SSRXN1
A4	VBUS	B9	VBUS
A5	CC1	B8	SBU2
A6	DP1	B7	DN2
A7	DN1	B6	DP2
A8	SBU1	B5	CC2
A9	VBUS	B4	VBUS
A10	SSRXN2	B3	SSTXN2
A11	SSRXP2	B2	SSTXP2
A12	GND	B1	GND
IN	SIGNAL NAMF	PIN	SIGNAL NAMF

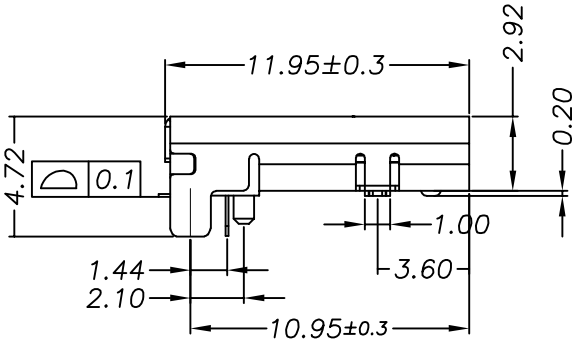

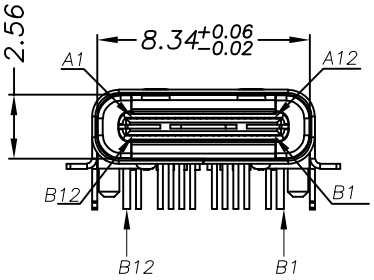

备注:
1.材质:
1.1胶芯：LCP+30%G.F
1.2端子：C18140，T=0.12mm；镀半金锡
1.3外壳：不锈钢，T=0.20mm；表面镀镍
1.4接地片：不锈钢，T=0.10mm；
1.5卡片：不锈钢，T=0.15mm；
2.主要特性：
2.1额定电流：3A
2.2接触阻抗：40mΩ MAX
2.3绝缘阻抗：100MΩ MIN 250V DC
2.4耐压测试: 100V AC
2.5沾锡性：温度250±5℃，时间5±0.5s
2.6整体插入力：2.0kgf MAX
整体拔出力:0.8kgf MIN
2.7使用寿命：10000次
2.8工作温度：-30℃～+80℃

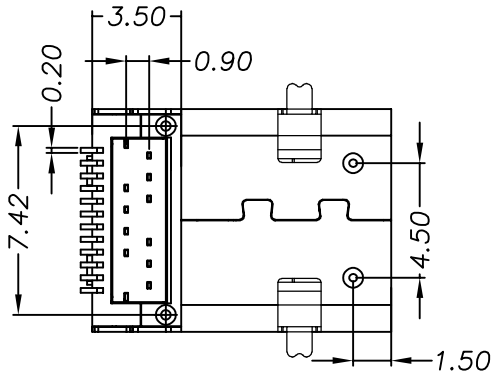

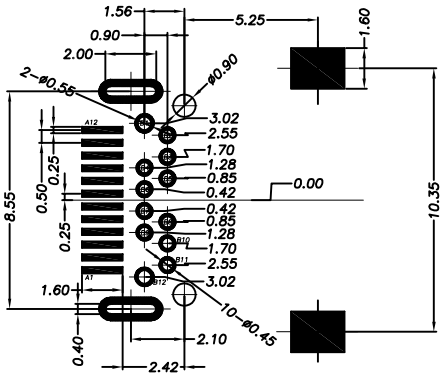

RECOMMENDED PCB LAYOUT(TOP VIEW)

深圳市华宇创精密电子有限公司

TOLERANCE: X.X ±0.30 X.XX ±0.25 X.XXX ±0.15 X.° ±2° X.X° ±0.5°	DRAWED BY : 陈一鸣	DATE : 2014-02-23	PART NAME: USB TYPE C 母座板上加长L=11.95前插后贴
	CHECKED BY: 马跃	DATE : 2014-02-23	PART NO. HYCW299-USBC24-119B
UNIT: mm [inch]			MOLD NO.
	APPROVED BY: 邱敏	DATE : 2014-02-23	DRAW NO: HYC-2112141428
SCALE:1:1 SIZE: A4			SHEET NO. 1 OF 1