



产品承认书 SPECIFICATION FOR APPROVAL

客户名称:

CUSTOMER

我司料号:

OUR PART NO.

XRPQ2014J-2R2M

我司品名:

OUR PART NAME

PQ inductor

送样日期:

DATE SAMPLES

数量:

QUANTITY

制造确认 MANUFACTURER APPROVE

拟制 DRAWN	审核 CHECKED	确认 APPROVED
Hu Fangting	RaoPing	LiZhengxiong

客户确认 CUSTOMER APPROVE

客户名称 CUSTOMER NAME:

客户料号 CUSTOMER P/N:

规格型号 DESCRIPTION: PQ2014J 2.2uH ±20% 55A

检查结果: 合格 不合格

签名及盖章:

INSPECT RESULT ACCEPT REJECT

SIGNATURE AND STAMP

说明 REMARK:

如对本承认书内容有异议请提出或标记发送至我司, 本承认书在未收到异议回复时于本承认书提供一周后生效。

If you have any objection to the contents of this acknowledgment, please raise it or send the mark to us. The acknowledgment will become effective one week after the acknowledgment is provided in the absence of any objection.

东莞市祥如电子有限公司

DONGGUAN XIANGRU ELECTRONICS CO., LTD

Tel: 0769-86346548 Fax: 0769-86346358

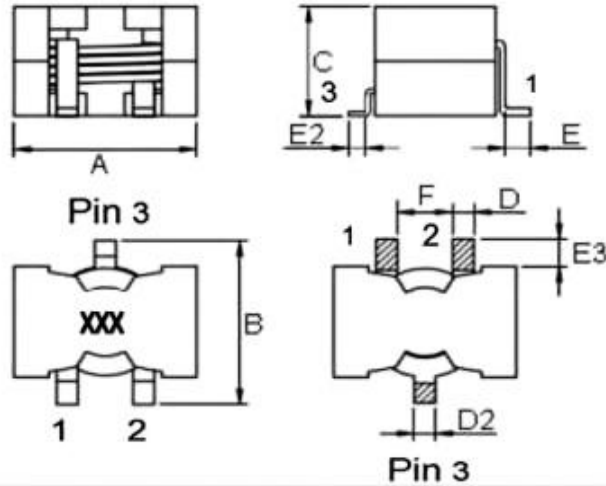
Email: dgxiangru@126.com

产品承认书

SPECIFICATION FOR APPROVAL

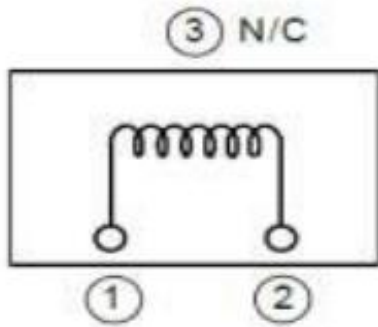
客户名称 CUSTOMER		日期 DATE	2025/2/20
客户物料编号 CUSTOMER P/N		客户规格型号 DESCRIPTION	PQ2014J 2.2uH ±20% 55A
我司物料编号 OUR PART NO	XRPQ2014J-2R2M	我司品名 OUR PART NAME	PQ inductor

外观尺寸 Appearance of size:
单位 Unit: mm

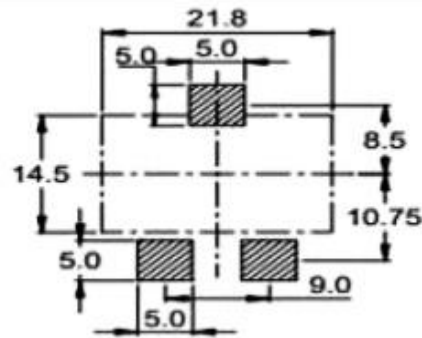


A	B	C	D	D2	E	E2	E3	F
21.5MAX	22.5MAX	14.5MAX	3.0 ±0.5	2.5 ±0.5	3.0 ±0.5	1.8 ±0.5	4.0-6.5	7.0 ±0.5

2. Schematic 原理图:



3. 焊接图 RECOMMENDED PCB LAYOUT:



4. Features: 特点:

(1) 装配设计, 结构坚固。

Assembly design, solid structure.

(2) 高电感、大电流、低磁损耗、低ESR、小寄生电容。High inductance, large current, low magnetic loss, low ESR and small parasitic capacitance.

(3) 升温电流和饱和电流受环境影响较小。The heating current and saturation current are less affected by the environment.

(4) 工作温度: -40~+125 (含线圈温升)。Working temperature: -40~+125 (including coil temperature rise).



产品承认书

SPECIFICATION FOR APPROVAL

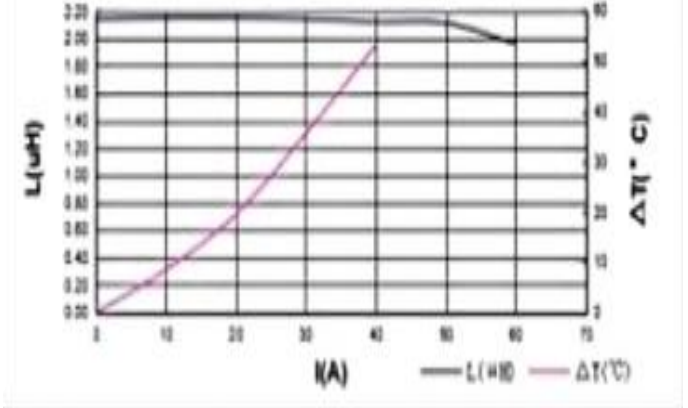
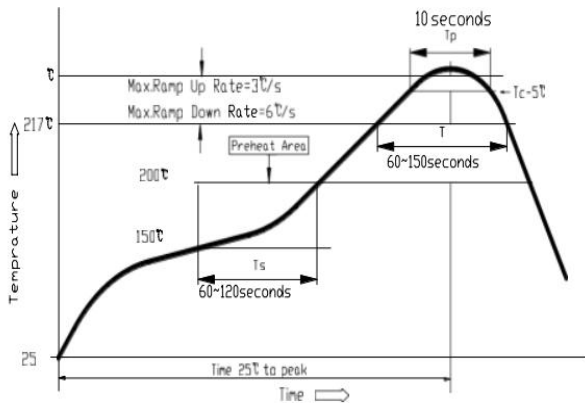
客户名称 CUSTOMER		日期 DATE	2025/2/20
客户物料编号 CUSTOMER P/N		客户规格型号 DESCRIPTION	PQ2014J 2.2uH ±20% 55A
我司物料编号 OUR PART NO	XRPQ2014J-2R2M	我司品名 OUR PART NAME	PQ inductor

电性能参数. ELECTRICAL REQUIREMENTS:

Part Number 型号	Inductance (uH) 电感量 At 100KHz/0.25V	精度 precision (±)	直流电阻 DCR (mΩ) Max	Saturation current(A) 饱和电流	Temperature rise current (A) 温 升电流
XRPQ2014J-2R2M	2.2	20%	2.3	55	28

Reflow soldering profile:

Saturation current VS temperature rise current curve:



CHARACTERISTICS 特点:

- 1). 所有测试数据基于 25° C 的环境温度. All test data is based on 25°C ambient.
- 2). 直流电流 (安培), 将导致近似 ΔT40°C. DC current (A) that will cause an approximate ΔT40°C
- 3). 直流电流 (A), 将导致 L0 下降约 30% 典型值. DC current (A) that will cause L0 to drop approximately 30% Typ
- 4). 工作温度范围: -40°C ~ +125°C. Operating temperature range: -40°C ~ +125°C
- 5). 在最坏情况下, 零件温度 (环境温度 + 温升) 不应超过 125°C. 电路设计、元件、PWB 走线尺寸和厚度、气流和其他冷却装置都会影响零件温度。应在 den 应用程序中验证零件温度. The part temperature (ambient + temp rise) should not exceed 125°C under worst case operating conditions. circuit design, component. PWB trace size and thickness, airflow and other cooling provision all affect the part temperature. Part temperature should be verified in the den application

制表 MADE	审核 CHECKED	批准 APPROVED	
Hu Fangting	Rao0ing	LiZhengxiong	