



产品规格书

PRODUCT SPECIFICATION

客户名称: CUSTOMER:	
产品名称: PRODUCT NAME:	贴片保险丝
产品描述: Product description:	1206 贴片保险丝 慢断 编带
型号/规格: Model/specification:	1206T 3A 32V
料号: PN:	
日期: Date:	2025年03月03日

供应商-泓达 Supplier- Hongda		确认合格章 Confirm qualified Signet	客户 Customer	零件承认章 Approval Signet
编制 PREPARED	李红			
审核 CHECKED	鲜春			
批准 APPROVED	孙嘉利			



1206 Time Delay SMD Fuses

1206T Series



Description

1206T Series are the fuses set the industry standard for performance, reliability and quality. The solder-free design provides excellent on-off and temperature cycling characteristics during use and also makes our SMD fuses more heat and shock tolerant than typical subminiature fuses.



Rated Current	Electrical Characteristics					
	1.0In	2.0In	2.5In	3.0In	3.5In	10.0In
0.63A~3A	4 hour min.	1sec – 60sec	5 sec max.	0.1sec – 3sec	-	0.2ms – 20ms
3.5~5A	4 hour min.	-	5 sec max.	0.1sec – 3sec	-	0.2ms – 20ms
6A~30A	4 hour min.	-	-	-	5 sec max.	0.2ms – 20ms

Features

- High inrush current withstanding capability
- AEC-Q200 Automotive Grade Certified
- Compatible with reflow and wave solder
- Ceramic and glass construction
- Excellent environmental integrity
- One time positive disconnect
- Lead Free and Halogen free material

Specifications

Specification							
Part No.	Rated Voltage	Rated Current (A)	Breaking Capacity (A) ¹	Typical Cold-Resistance (mOhms) ²	Typical Voltage Drop (mV)	Typical Pre-Arcing I ² t (A ² Sec) ³	Alpha Mark
	DC						
1206T630mA	125V 72V 63V 32V 24V	0.63A	50A@125Vdc 50A@72Vdc 50A@63Vdc 150A@32Vdc 300A@24Vdc	1080	950	0.009	B
1206T750mA		0.75A		850	900	0.01	.75
1206T1A		1A		480	510	0.11	H
1206T1.25A		1.25A		330	500	0.15	H
1206T1.5A		1.5A		230	465	0.17	K
1206T1.75A		1.75A		180	450	0.20	E
1206T2A		2A		135	316	0.41	N
1206T2.5A		2.5A		75	240	0.68	O
1206T3A		3A		47	187	1.5	P
1206T3.5A		72V 63V 32V 24V		3.5A		38	180
1206T4A	4A		34	173		2.5	S
1206T4.5A	4.5A		29	164		2.65	X



1206 Time Delay SMD Fuses

1206T Series



1206T5A	72V 63V 32V 24V	5A	50A@72Vdc 50A@63VDC	24	145	4	T
1206T6A		6A	150A@32Vdc 300A@24Vdc	16	140	12	F
1206T7A		7A		12.3	130	14	7
1206T8A	48V 32V 24V	8A	150A@48Vdc 150A@32Vdc 300A@24Vdc	8.3	123	16	M
1206T10A		10A		6.5	110	22	U
1206T12A		12A		5.3	80	40	W
1206T15A		15A		4.5	85	45	Y
1206T20A		20A		3.4	80	50	Q
1206T25A		25A		1.6	90	60	L
1206T30A	30A	1.3	90	100	Z		

1. DC Interrupting Rating (Measured at rated voltage, time constant of less than 50 microseconds, battery source)

2. DC Cold Resistance are measured at <10% of rated current in ambient temperature of 25°C

3. Typical Pre-arcing I^2t are measured at 10In Current

Choice fuse for surge application (USB charger etc.), make sure the I^2t of fuse is 4 times than surge.

4. 1206T12A&15A are higher I^2t version than 1206T12&15.

Specifications are subject to change without notice. Application testing is strongly recommended.



1206 Time Delay SMD Fuses

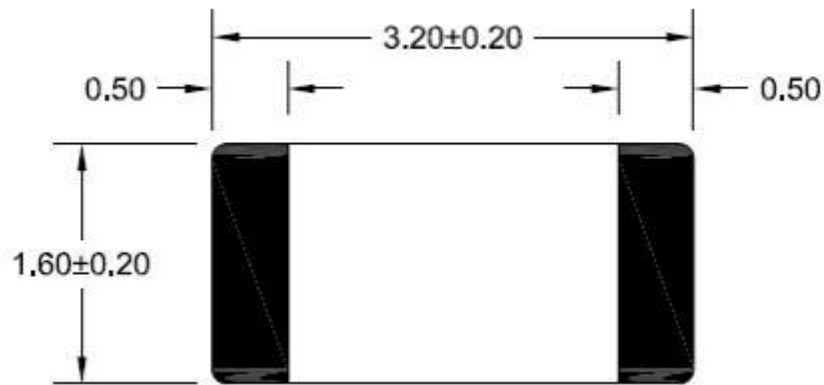
1206T Series



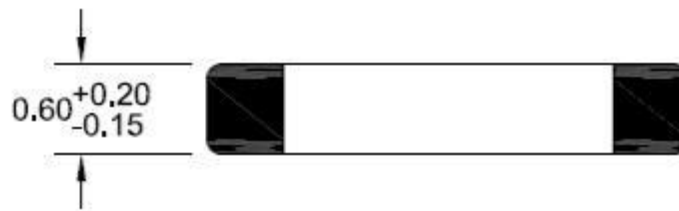
Dimension

Drawing not to scale (Unit: mm)

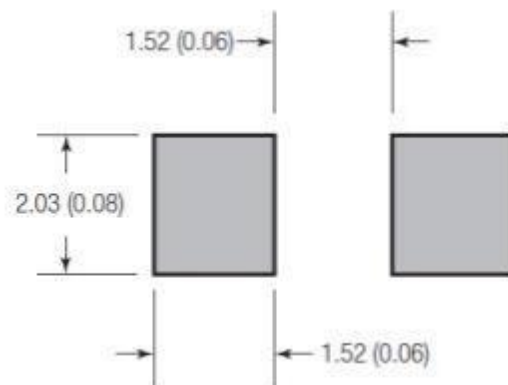
Top view



Side view



Recommended land pattern

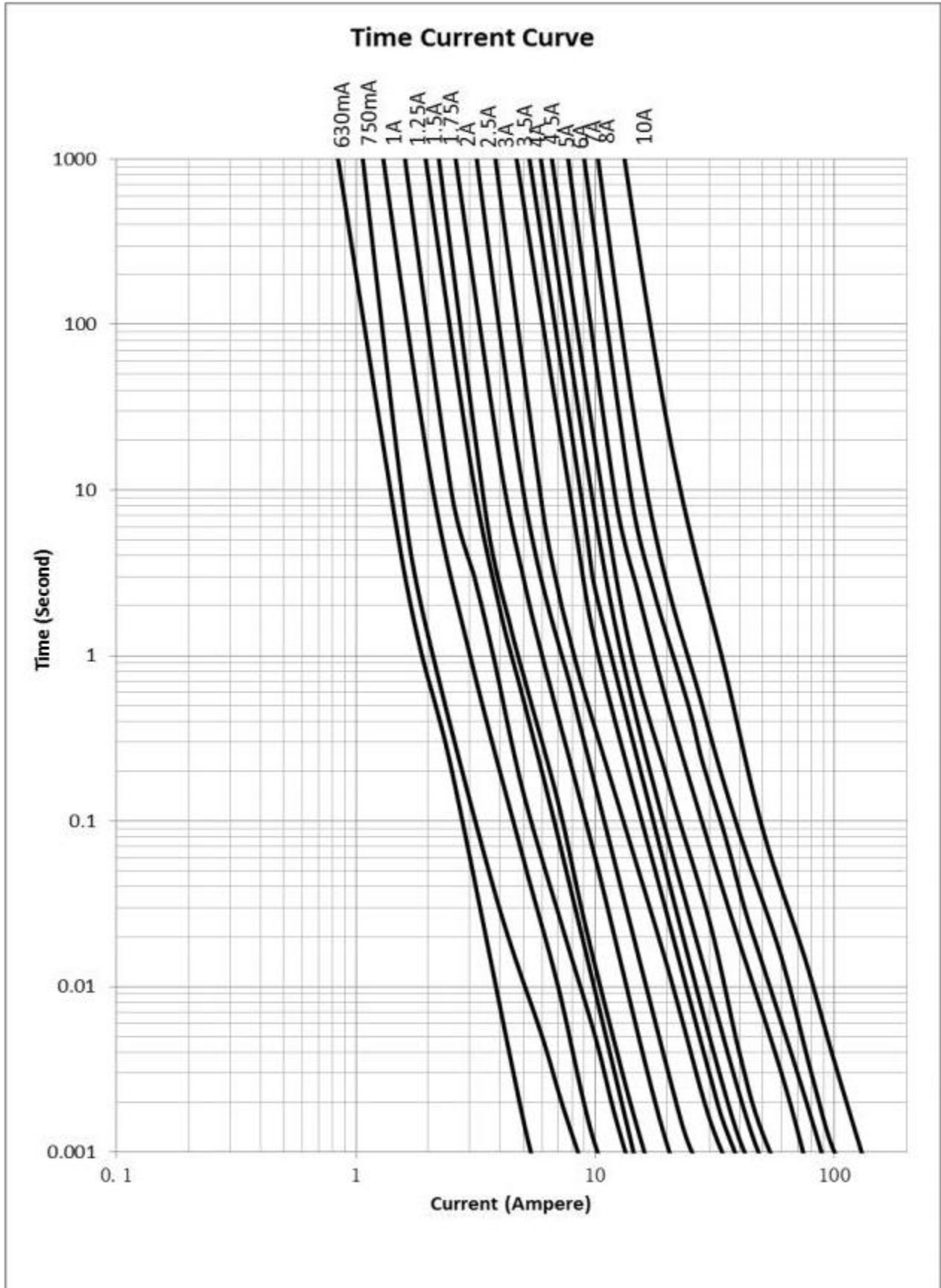


Unit: mm(inch)



1206 Time Delay SMD Fuses

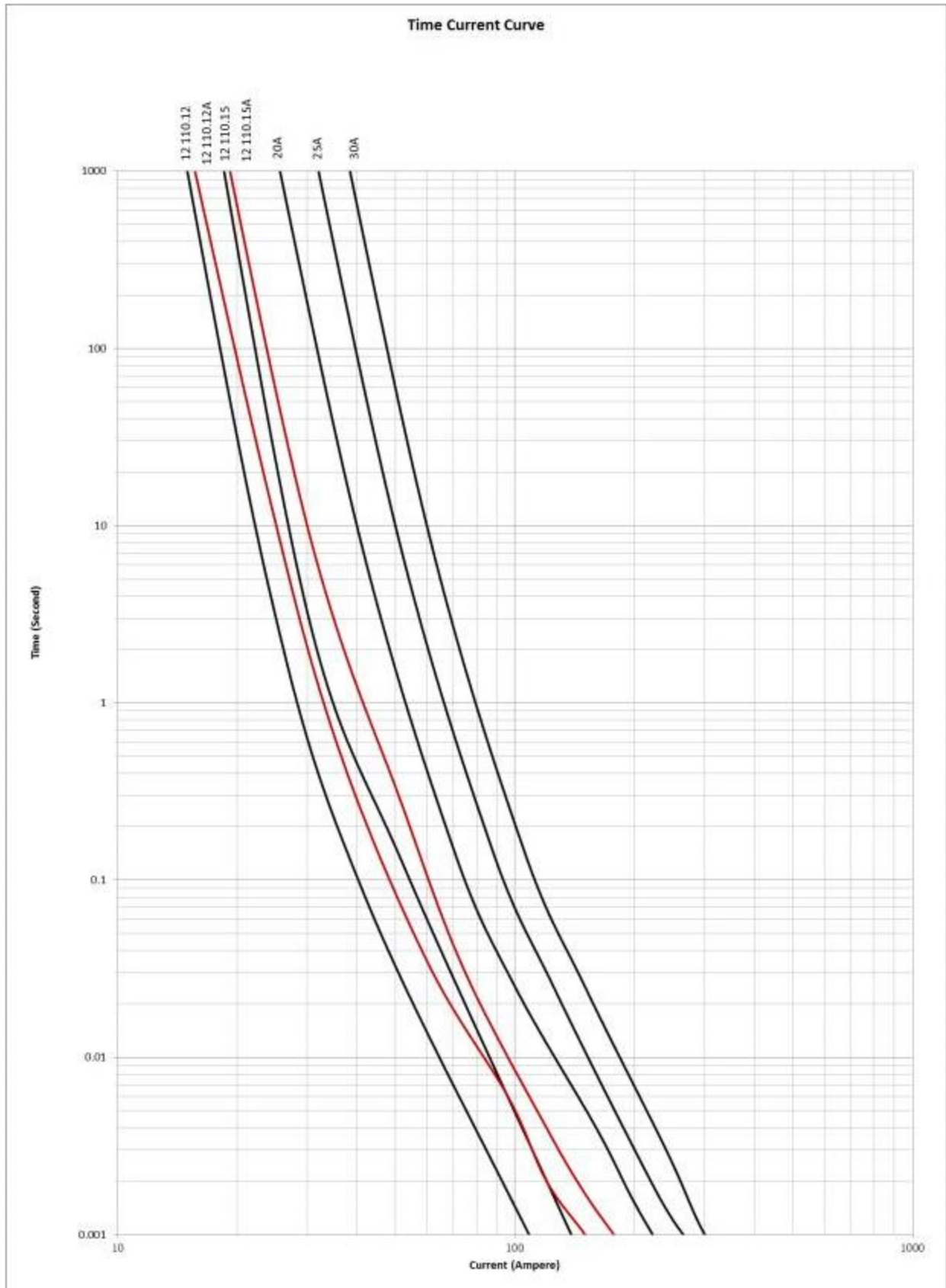
1206T Series





1206 Time Delay SMD Fuses

1206T Series





1206 Time Delay SMD Fuses

1206T Series



General specifications

Operating temperature: -55 °C to +125 °C (with derating)

Thermal shock: MIL-STD- 202G, Method 107, (300 cycles -55 °C to +125 °C)

Vibration: MIL-STD- 202G, Method 204, (20 g's for 20 minutes, 12 cycles in each of 3 orientations, 10- 2000 Hz)

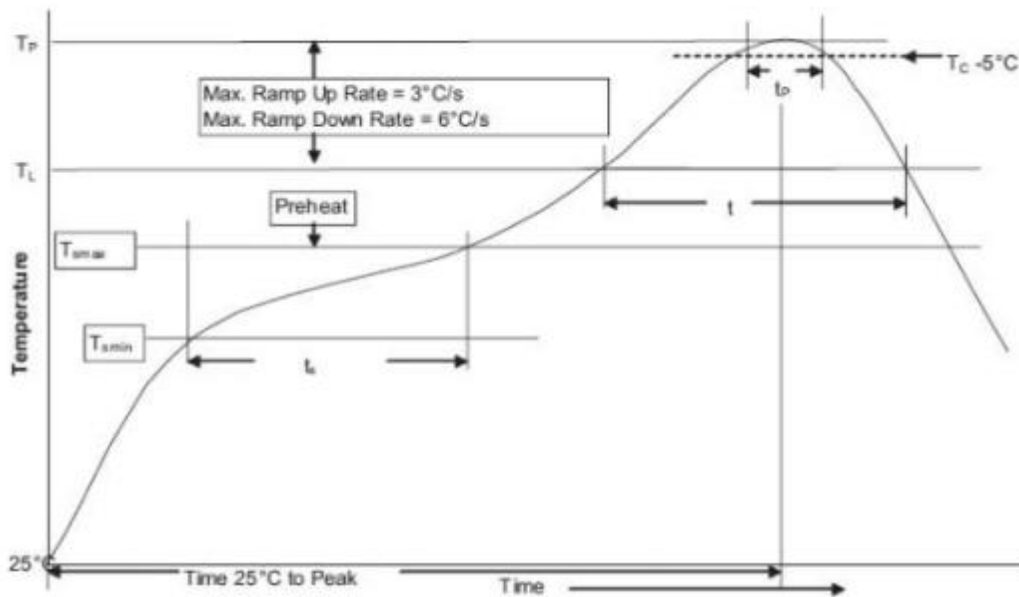
Humidity: MIL- STD- 202G, Method 103, (+85 °C, 85% relative humidity, 1000 hours 10% of operating power)

Mechanical shock: MIL-STD- 202G, Method 213, Condition C

Soldering method

- Wave solder
 - Reservoir temperature: 260 °C
 - Time in reservoir: 10 seconds maximum
- Infrared reflow
 - Temperature: 260 °C
 - Time: 30 seconds maximum

Solder reflow profile



Profile Feature	Lead(Pb) free solder
Preheat and soak	● Temperature min. (T _{min})
	● Temperature max. (T _{max})
	● Time (T _{min} to T _{max}) (t _S)
Average ramp up rate T _{max} to T _p	3 °C / Second Max.
Liquidous temperature (TL)	217 °C
Time at liquidous (tL)	60 - 150 Seconds
Peak package body temperature (TP)	260 °C
Time (tP) within 5C of the specified classification temperature (TC)	30 Seconds
Average ramp- down rate (TP to T _{max})	6 °C / Second Max.
Time (25C to Peak Temperature)	8 Minutes Max.



1206 Time Delay SMD Fuses

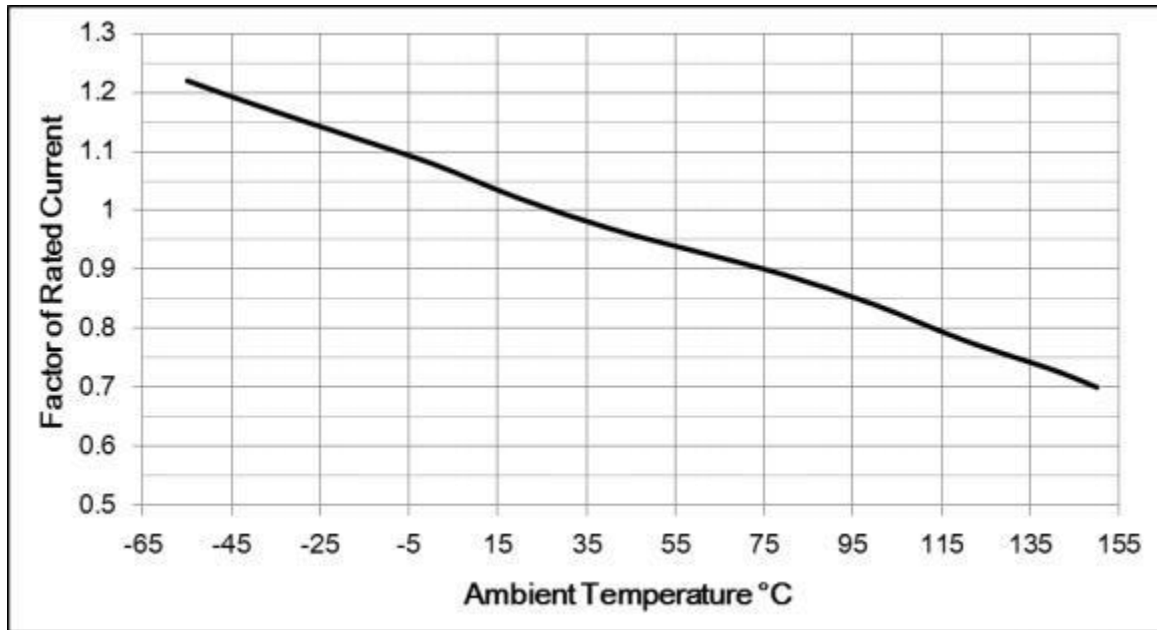
1206T Series



Temperature Derating Curve

Normal ambient temperature: $23 \pm 3^\circ\text{C}$

Operating temperature: $-55 \sim 150^\circ\text{C}$, with proper correction factor applied



Package

3000 fuses on 8mm tape-and-reel on a 7 inch (178mm) reel per EIA Standard 481.

--- End of Document ---