

SUMMARY

Wires

| | |
|-------------|---|
| Low voltage | 3 |
|-------------|---|



Image is for illustrative purpose only

| | |
|------------------|----------------|
| Series | 0B |
| Termination type | Female crimp |
| IP rating | 50 |
| AWG wire size | 26.00 - 22.00 |
| Cable Ø | 0.00 - 0.00 mm |
| Status | active |

Download

[Request a quote](#)[Catalog](#)

TECHNICAL DETAILS

Mechanics

| | |
|-------------------|---|
| Shell Style/Model | EG*: Fixed receptacle, nut fixing |
| Keying | 1 key (alpha=0, plug: male contacts, receptacle: female contacts) |
| Housing Material | |
| Weight | 1.61 g |

Performance

| | |
|---------------|----------------------------|
| Configuration | 0B.303 : 3 Low Voltage |
| Insulator | Y: PEEK for crimp contacts |
| Rated Current | 8 Amps |

Specifications

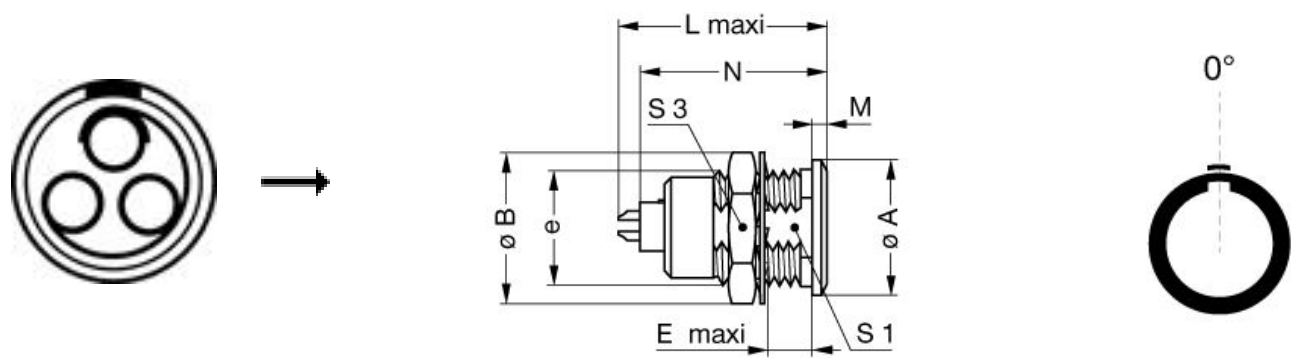
Contact Type: Crimp
Contact Retention: 30 N
Contact Dia.: 0.9 mm (0.035in)
Bucket Dia.: 0.8 mm (0.031in)
Min. Conductor: 0.14 mm² (AWG 26)
Max. Conductor: 0.34 mm² (AWG 22)
R (max): 4.8 mOhm
Vtest (contact-shell): 1600 V (AC), 2250 V (DC)
Vtest (contact-contact): 1700 V (AC), 2400 V (DC)

LEMO products and services are provided "as is". LEMO makes no warranties or representations with regard to LEMO product & services or use of them, express, implied or statutory, including for accuracy, completeness, or security. The user is fully responsible for his products and applications using LEMO components.

Others

Endurance (Shell): 5000
Temp (min / max): -55° C / +250° C
Humidity (max): <=95% [at 60 deg C / 140 F]
Vibration: 15 g [10 Hz - 2000 Hz]
Shock Resistance: 100 g [6 ms]
Climatical Category: 50/175/21
Shielding (min): 75 dB (10 MHz)
Shielding (min): 40 dB (1 GHz)

DRAWINGS



Dimensions

| | A | B | E | L | M | N | S1 | S3 | e |
|-----|------|------|------|------|------|------|------|------|--------|
| mm. | 10 | 12.5 | 7 | 20.7 | 1.2 | 19.1 | 8.2 | 11 | M9x0.6 |
| in. | 0,39 | 0,49 | 0,28 | 0,81 | 0,05 | 0,75 | 0,32 | 0,43 | |

RECOMMENDED BY LEMO

Tools

Crimp Tool: [DPC.91.701.V](#)
Crimp settings: AWG/Selector = 22-24-26/6-5-5














LEMO products and services are provided “as is”. LEMO makes no warranties or representations with regard to LEMO product & services or use of them, express, implied or statutory, including for accuracy, completeness, or security. The user is fully responsible for his products and applications using LEMO components.

Positionner: [DCE.91.070.BVM](#)

Extractor: [DCF.91.090.2LT](#)

Replacement contact: EGG.0B.661.ZZM

Cables

| | | | |
|--------------------|-----|-------|---|
| CMN.03.T28.031PGCE | PVC | GREY |  |
| CMN.03.T28.031PGZE | | Grey |  |
| CMN.03.T28.031PNCE | PVC | Black |  |
| CMN.03.T28.031PNZE | | |  |
| 130240 | PVC | Black |  |
| 130250 | PVC | Grey |  |
| 30110 | PVC | Grey |  |
| 30141 | PVC | Grey |  |
| 30260 | PVC | Black |  |
| 3041 | PVC | Grey |  |
| 3050 | PVC | Black |  |
| 3081 | PVC | Black | |
| 3220 | PVC | Black |  |
| 3280 | PVC | Black |  |
| 60080 | PVC | Grey | |

LEMO products and services are provided "as is". LEMO makes no warranties or representations with regard to LEMO product & services or use of them, express, implied or statutory, including for accuracy, completeness, or security. The user is fully responsible for his products and applications using LEMO components.