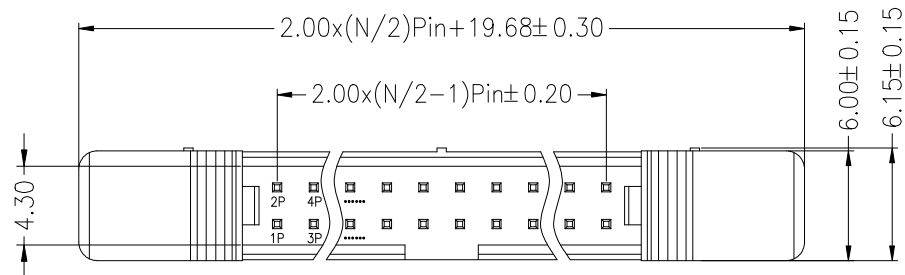




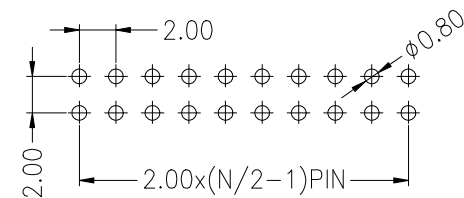
SPECIFICATIONS

Rated Current:2.0AMP
Contact Resistance:20mΩ Max
Withstand Voltage:500V AC/DC
Insulation Resistance:800MΩ Min
Operation Temperature:-40°c to +105°c

Contact Material:Brass
Contact Plating:Au or Sn Over Ni
Insulator Material:Polyester(UL94V-0)
Resistance To Soldering Heat:
245° C±5° C, 10s(PBT insulator)
260° C±5° C, 10s(PA6T&PA9T&LCP insulator)



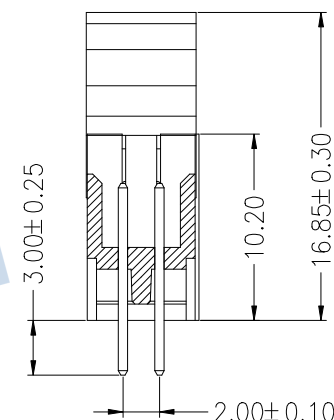
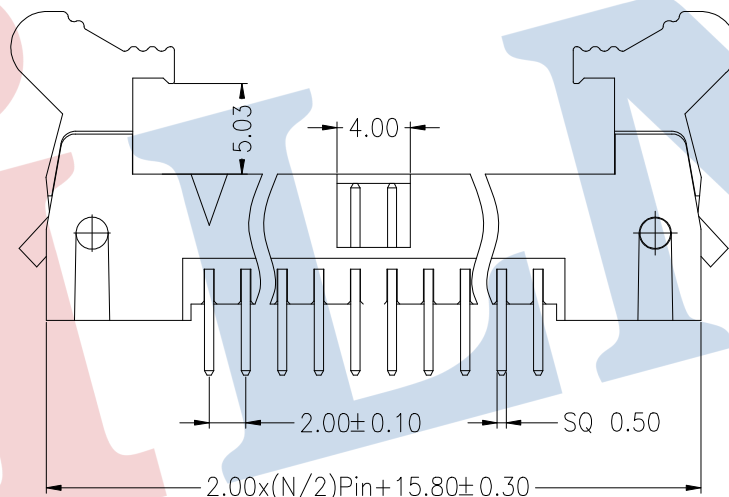
Recommended P.C.B Layout(Top Side)
(PCB BOARD TOLERANCE±0.05)



Ordering Information

3320 XX S XX X X M X 0X

No.of Pins 6--64	Contact Plating G0:Gold Flash G1:1u" Gold G2:1.5u" Gold G3:2u" Gold G4:3u" Gold G5:5u" Gold G6:10u" Gold G7:15u" Gold G8:30u" Gold S0:Gold Flash/Tin SN:Tin	Insulator Material Option A=BK-PBT C=BK-PA6T E=BK-PA9T F=BK-LCP	Color Type B=Black G=Grey	Latch Type M=Middle Latch	Packing O=PE Bag A=Tray T=Tube
---------------------	--	--	---------------------------------	------------------------------	---



				OPERATION		DRAW	Jelly Feng	21.08.16	SCALE	FIT	JILN ® 深圳锦凌电子股份有限公司 SHENZHEN JINLING ELECTRONICS CO.,LTD Tel: 86-755-27483253 Fax: 86-755-2997-5992	
				X.X	±0.30				UNIT	mm		
				X.XX	±0.20	CHECK			SIZE	A4		
				X.XXX	±0.10				SHEET	1/1		
A0	2021.08.16	NEW DRAWING		Angle	±3°	APPROVE			PROJ.	1/1	PART NO.	3320XXSXXXMX0X
REV	DATE	MODIFICATION DESCRIPTION		DIM	TOL						TITLE:	2.0 ejector header Npin 180°中耳