RoHS

REV	ECN NO.	DESRIPTION	DESIGN	APPROVAL	DATE
A1	NEW	新版发行			2025.03.15

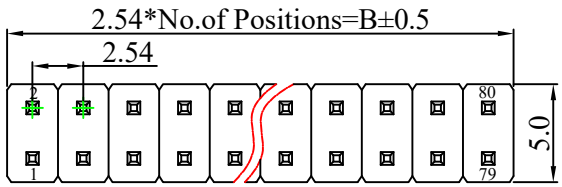

SPECIFICATIONS
1. Current rating: 3A
2. Temperature range: -40°C ~ +105°C
3. Insulation resistance: 1000MΩ Min.
4. Withstanding voltage: 600V AC/ minute.
5. Contact resistance: 20mΩ Max.

Material:
Insulator Material:PA6T UL 94V-0
Contact Material:Brass
Plating:Matte Tin or gold plated over Nickel
Mate with XFCN PM254 Double Row series

Ordering Code:

PZ254V-22-XX-1300
(1: PZ254V-22; 2: XX)

1.序列号
2.Pin位数: 2x2=04P
2x10=20P
2x20=40P

No.of PIN/ROW	Dimension A	Dimension B
2x02	2.54	5.08
2x03	5.08	7.62
2x04	7.62	10.16
2x05	10.16	12.70
2x06	12.70	15.24
2x07	15.24	17.78
2x08	17.78	20.32
2x09	20.32	22.86
2x10	22.86	25.40
2x11	25.40	27.94
2x12	27.94	30.48
2x13	30.48	33.02
2x14	33.02	35.56
2x15	35.56	38.10
2x16	38.10	40.64
2x17	40.64	43.18
2x18	43.18	45.72
2x19	45.72	48.26
2x20	48.26	50.80
2x21	50.80	53.34
2x22	53.34	55.88
2x23	55.88	58.42
2x24	58.42	60.96
2x25	60.96	63.50
2x26	63.50	66.04
2x27	66.04	58.58
2x28	58.58	71.12
2x29	71.12	73.66
2x30	73.66	76.20
2x31	76.20	78.74
2x32	78.74	81.28
2x33	81.28	83.82
2x34	83.82	86.36
2x35	86.36	88.90
2x36	88.90	91.44
2x37	91.44	93.98
2x38	93.98	96.52
2x39	96.52	99.06
2x40	99.06	101.60

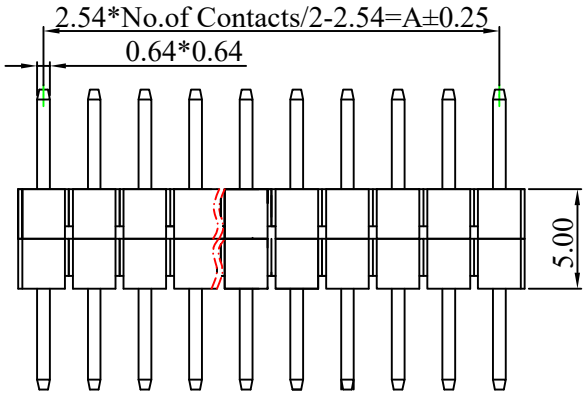

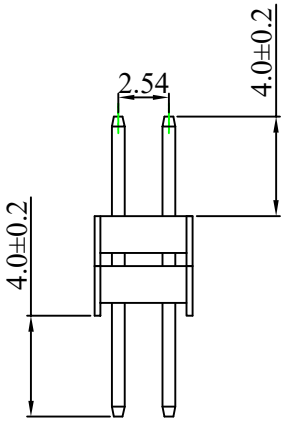

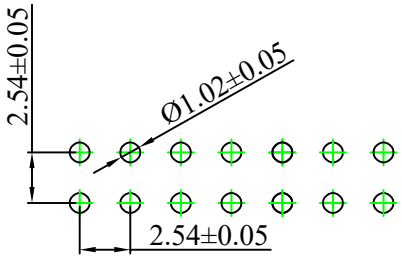

P.C.B Hole Layout

X.±0.50	X.°±
.X±0.25	.X°±
.XX±0.15	.XX°±
.XXX±0.10	.XXX°±
UNITS:	mm

PART NO: PZ254V-22-XX-1300

TITLE: 2.54mm Pin Header Connectors

XFCN兴飞连接器
0769-82001899
www.xfconn.com

DWG NO: /

APPD	Chen ZhiQiang			
CHKD	Liu Wei	VIEW		
DRAW	Chen HongJiang	SCALE	SHEET	REV
DATE	2025.03.15	NONE	1/1	A1

THESE DRAWINGS AND SPECIFICATIONS ARE THE PROPERTY OF XFCN AND SHALL NOT BE REPRODUCED,COPIED OR CUED IN ANY MANNER WITHOUT THE PRIOR WRITTEN CONSENT OF XFCN