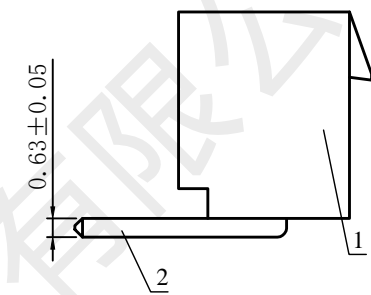
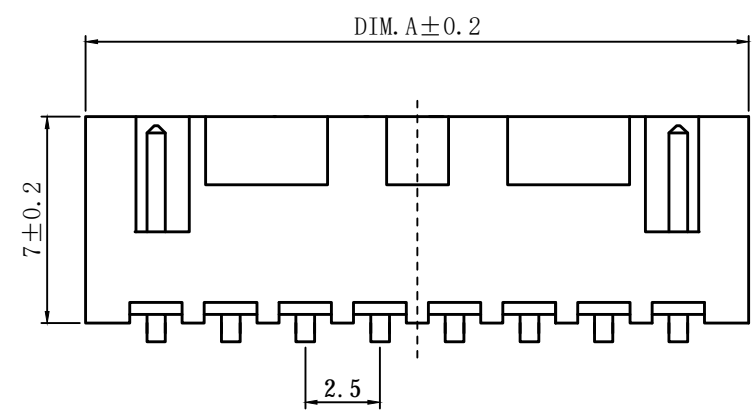
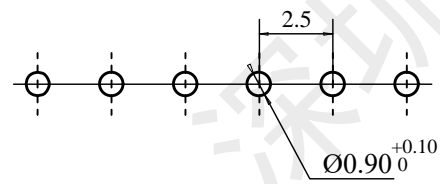
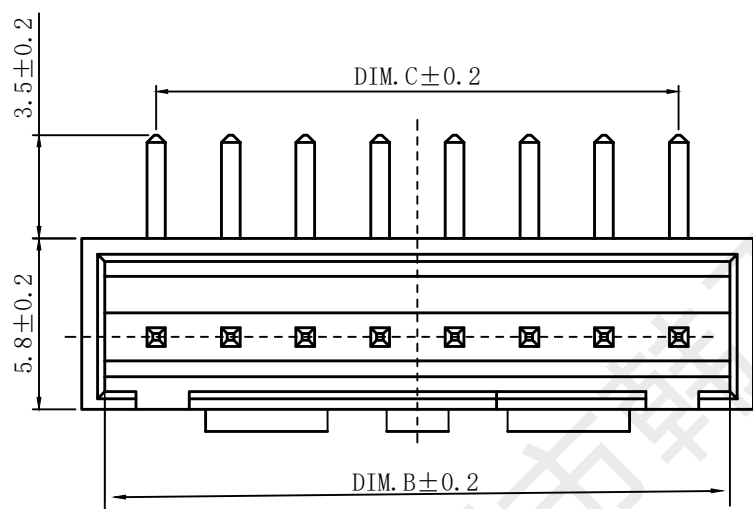


REV.	EC#	DESCRIPTION	DATE DRAWN	CHECK	APPROVED
1.00		初版发行	2020-8-28		



NUMBER OF PINS	DIM.A	DIM.B	DIM.C
15P	40	38.6	35
14P	37.5	36.1	32.5
13P	35	33.6	30
12P	32.5	31.1	27.5
11P	30	28.6	25
10P	27.5	26.1	22.5
9P	25	23.6	20
8P	22.5	21.1	17.5
7P	20	18.6	15
6P	17.5	16.1	12.5
5P	15	13.6	10
4P	12.5	11.1	7.5
3P	10	8.6	5
2P	7.5	6.1	2.5



PCB LAYOUT

GENERAL TOLERANCES			
DIM	TOL	DIM	DEG
X.		X°	±3.00°
X.X	±0.35	X.X°	±2.00°
X.XX	±0.25	X.XX°	±1.00°
X.XXX	±0.15	X.XXX°	

技术要求:

- 1) 材质:见附表;
- 2) 电镀:见附表;
- 3) 塑件表面平整、光洁、无毛刺、气泡、烧焦、变形、浇口无拉伤、多料或缺料等不良现象;
- 4) 端子表面无氧化、电镀不良等现象。

适用基板厚度: 1.6mm
 温度范围: -25℃~85℃
 额定电压: 250V AC/DC
 额定电流: 3A
 接触电阻: ≤0.02Ω
 绝缘电阻: ≥100MΩ
 耐压: 1000V AC/minute

2	PIN	n PCS	材质:黄铜,电镀:镀亮锡
1	Housing	1 PCS	材质:PA66 (UL94V-0),颜色:红色
NO.	NAME	Q'TY	DESCRIPTION

深圳市韩下电子有限公司

DRAW :	黄彬	2020-8-28	TITLE :	插件针座	DRAW NAME :	HX-XHB2.54-4PWZ-R
DESIGN :			SERIES :	1501 SERIES	DRAW NO. :	
CHECK :	张伟	2020-8-28	P/N :		UNIT :	mm
APPROVED :	罗小春	2020-8-28	REV. 1.00	SCALE N/A	SHEET :	1/1
CUSTOMER DRAWING						