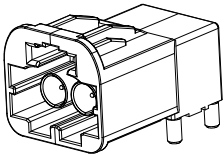


ROHS

REVISIONS					
REV.	ECN NO.	LOCATION	DESCRIPTION	DATE	DESIGN
A0	N/A		INITIAL RELEASE	2024.09.30	



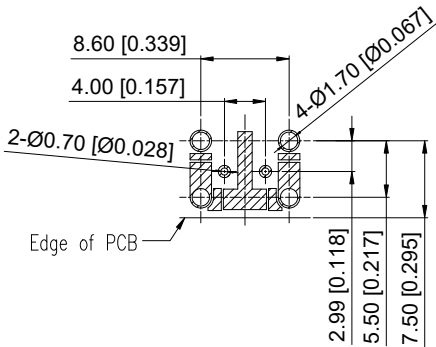
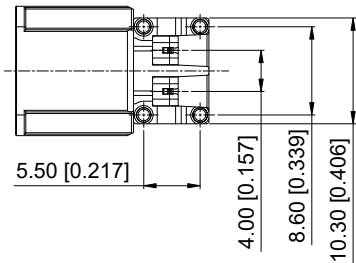
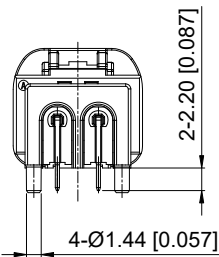
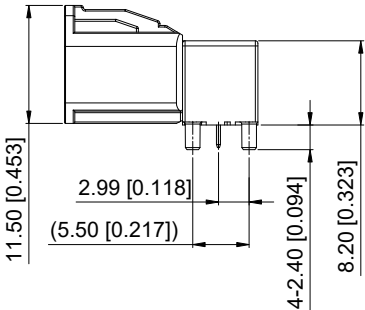
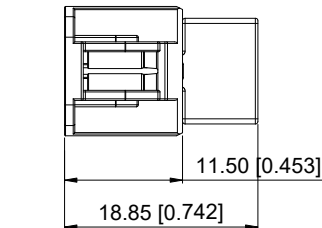
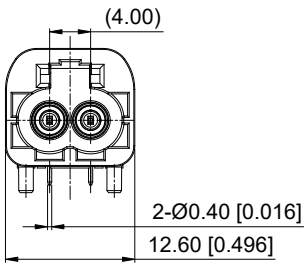
3D View

- Specifications(规格):
- 1.Impedance(特性阻抗) : 50Ω;
 - 2.Frequency (工作频率) : DC~9GHz;
 - 3.VSWR:1.60 Max.@6GHz
 - 4.Insulation resistance(绝缘阻抗) : ≥100MΩ;
 - 5.Dielectric withstand voltage (介质耐电压) : 800V AC;
 - 6.Mating cycles (耐久性) : ≥25 cycles;
 - 7.Engagement force(啮合力) : ≤30N;
 - 8.Retention force latch(保持力) : ≥110N;
 - 9.Temperature range(使用温度): -40℃~+105℃;

PART NO.:

XM0RWM23-NL25-X

Code: A~Z



Recommended P.C.B Layout

ANGULAR	±5°
X.	±0.50
X.x	±0.30
X.xx	±0.20
X.xxx	±0.10

UNSPECIFIED TOLERANCES

MODEL TYPE:
MINI FAKRA R/A Male Connector

PART NO.:
XM0RWM23-NL25-X

DWG NO.:
X-XM0RWM23-NL25-X

SCALE	PAGE	REVISION
N/A	1/2	A0

5	Dielectric	LCP		2 PCS	
4	Body	Zinc Alloy	Tin PLATED	1 PC	
3	Outer Conductor1	Copper Alloy	Tin PLATED	2 PCS	
2	Center Conductor	Copper Alloy	Gold PLATED	2 PCS	
1	Housing	PA4T		1 PC	
NO.	SPEC.	MATERIAL	FINISH (Contact)	Q'TY	Note

www.helloxkb.com www.helloxkb.cn www.xk-dg.cn



XKB INDUSTRIAL PRECISION CO.,LIMITED

1

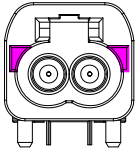
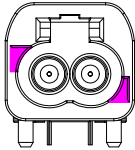
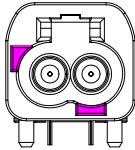
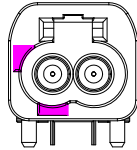
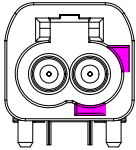
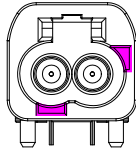
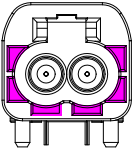
2

3

4

REVISIONS					
REV.	ECN NO.	LOCATION	DESCRIPTION	DATE	DESIGN
A0	N/A		INITIAL RELEASE	2024.09.30	


Code List:

Colde							
	A	B	C	D	E	F	Z
Color/RAL-No.	Black/9005	White/9010	Blue/5012	Bordeaux/4004	Green/6017	Brown/8011	Water Blue/5021
PART NO.	XMORWM23-NL25-A	XMORWM23-NL25-B	XMORWM23-NL25-C	XMORWM23-NL25-D	XMORWM23-NL25-E	XMORWM23-NL25-F	XMORWM23-NL25-Z

NOTE: ALL RIGHTS RESERVED,BANNED COPY!

ANGLAR	±5°
X.	±0.40
X.x	±0.30
X.xx	±0.20
X.xxx	±0.15
UNSPECIFIED TOLERANCES	



DESIGN	希文	VIEW: 	MODEL TYPE: MINI FAKRA R/A Male Connector		
CHECKED		UNIT: mm/in	PART NO.: XMORWM23-NL25-X		
APPROVED		SIZE: A4	DWG NO.: X-XMORWM23-NL25-X		
			SCALE	PAGE	REVISION
			N/A	2/2	A0

1

2

3

4