


THIS IS A C.A.D. GENERATED DRAWING  
DO NOT MAKE MANUAL REVISIONS TO MASTER.



**NOTES:**  
Size 9/15/25 way have 2 versions,  
without logo and with "MH" logo.

\* UNLESS OTHERWISE SPECIFIED TOLERANCES  
ON DECIMAL IS:

**BACKSHELL KIT INCLUDES:**

- (2)BACKSHELL HALVES
- (2)4-40 THUMBSCREWS
- (2)HOUSING SCREWS
- (1)SET OF COMPRESSION INSERTS-(9 POSITION~37 POSITION)  
DIAMETERS:4mm(.157"),5mm(.197"),7mm(.276"),9mm(.351")
- (1)SET OF COMPRESSION INSERTS-(50 POSITION)  
DIAMETERS:11mm(.433"),12.5mm(.492"),14mm(.551"),15mm(.591")

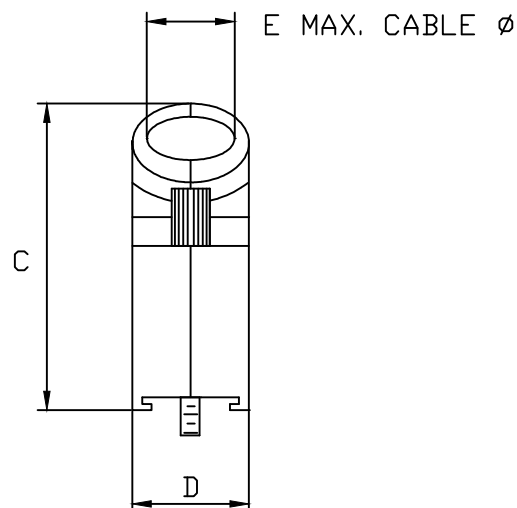
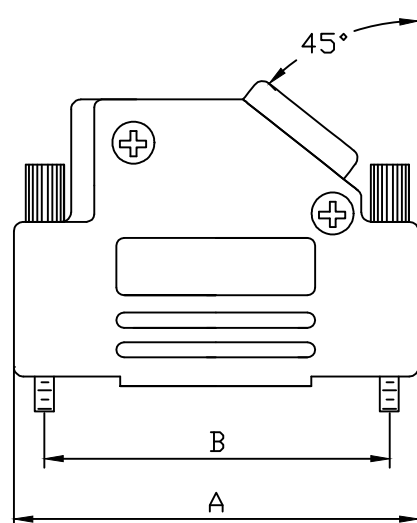
NOTE: 9 POSITION HAS ONLY 1 THUMBSCREW  
(OPPOSITE CABLE ENTRY)  
50 POSITION HAS 1 METAL CLAMP  
AND 2 CLAMP SCREWS

Without Logo:  
MHD45ZK9-NL-K  
MHD45ZK15-NL-K  
MHD45ZK25-NL-K

With "MH" Logo:  
MHD45ZK9-K  
MHD45ZK15-K  
MHD45ZK25-K

Size 37/50 way have only no logo  
version.

DIMENSIONS(mm/in)					
SIZE	A $\pm 1.0$ ( $\pm .04$ )	B $\pm 0.25$ ( $\pm .01$ )	C $\pm 1.8$ ( $\pm .07$ )	D $\pm 0.5$ ( $\pm .02$ )	E
9	31.0	24.99	36.3	14.5	13.0
	1.22	0.984	1.43	0.57	0.51
15	39.5	33.32	40.3	14.5	13.0
	1.56	1.312	1.59	0.57	0.51
25	53.2	47.04	40.3	14.5	13.0
	2.09	1.852	1.59	0.57	0.51
37	69.7	63.50	40.3	14.5	13.0
	2.74	2.500	1.59	0.57	0.51
50	67.4	61.11	44.9	17.4	17.0
	2.65	2.406	1.77	0.69	0.67



**ORDERING INFORMATON:**

SIZE	P/N - KITTED	PRODUCT CODE
9-WAY	6560-0106-11	MHD45ZK9-K
15-WAY	6560-0106-12	MHD45ZK15-K
25-WAY	6560-0106-13	MHD45ZK25-K
37-WAY	6560-0106-14	MHD45ZK37-K
50-WAY	6560-0106-15	MHD45ZK50-K

MHD45ZK9-DM9P-K=MHD45ZK9-K + MHDM9SP  
MHD45ZK15-DM15P-K=MHD45ZK15-K + MHDM15SP  
MHD45ZK25-DM25P-K=MHD45ZK25-K + MHDM25SP

MATERIAL: DIE CAST ZINC ALLOY  
NICKEL PLATED  
4-40 THUMBSCREWS:STEEL-Zn PLATED  
HOOD SCREWS:STEEL-Zn PLATED  
CLAMP:STEEL-NICKEL PLATED  
CLAMP SCREWS:STEEL-Zn PLATED  
COMPRESSION INSERTS:ABS UL RECOGNIZED  
OPERATING TEMP:-40°C TO+120°C



THIS SERIES FULLY CONFORMS TO THE  
EUROPEAN UNION DIRECTIVES 2002/95/EC  
AND 2002/96/EC FOR RoHS COMPLIANCY.




**MH CONNECTORS ,  
DIVISION OF EDAC**

THESE DRAWINGS AND SPECIFICATIONS ARE THE  
PROPERTY OF MH CONNECTORS AND SHALL NOT BE  
REPRODUCED, COPIED OR USED AS THE BASIS FOR  
THE MANUFACTURE OR SALE OF APPARATUS WITHOUT  
WRITTEN PERMISSION.

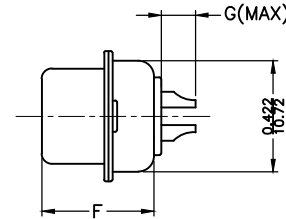
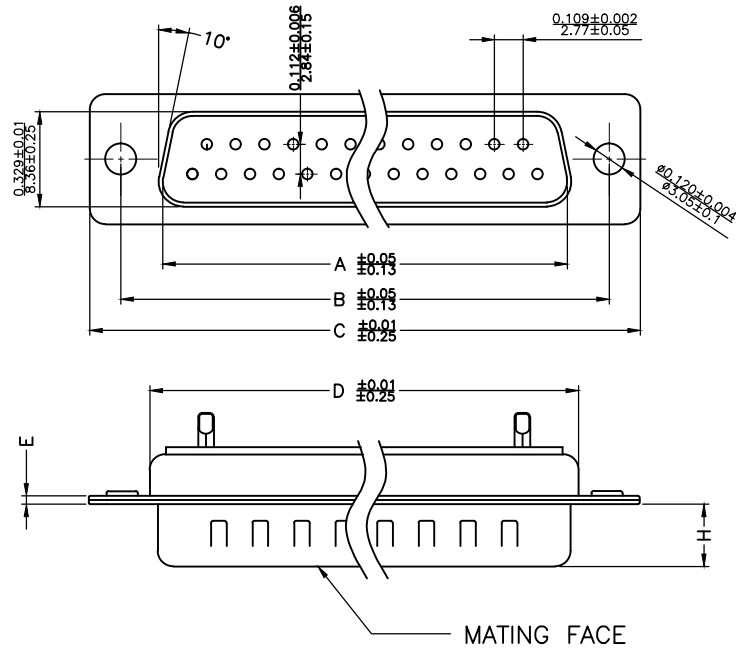
DRAWN Johnny		DATE 11-24-15
APPROVED VICTOR		DATE 11-24-15
SCALE 1 : 1	SHEET OF 1 OF 1	REV: 8.0
DRAWING No MHD45ZK SERIES		

THIS IS A C.A.D. GENERATED DRAWING  
DO NOT MAKE MANUAL REVISIONS TO MASTER.



\* UNLESS OTHERWISE SPECIFIED TOLERANCES  
ON DECIMAL IS: .XX ± 0.35

UNIT: MM



#### Material & Finish

Shell:

Steel

Nickel plated

Pin Contact:

Brass

Gold plated over nickel

Insulator:

PBT glass-fiber reinforced UL 94-V0

Number of contact:

9,15,25,37,50

Current rating: 5 amp

Dielectric strength:

1000V for one minute

Insulator resistance:

1000MΩ Min at 500V DC

Temperature:-55°C ~ 105°C

ITEM NO	A	B	C	D	E	F	G	H
MHDM9SP	16.92(0.666)	24.99(0.984)	30.81(1.213)	19.23(0.757)	1.0(0.0394)	10.8(0.425)	2.7(0.106)	5.84(0.23)
MHDM15SP	25.25(0.994)	33.32(1.312)	39.14(1.541)	27.56(1.085)	1.0(0.0394)	10.8(0.425)	2.7(0.106)	5.84(0.23)
MHDM25SP	38.96(1.534)	47.04(1.852)	53.04(2.088)	41.30(1.625)	1.0(0.0394)	10.8(0.425)	2.7(0.106)	5.84(0.23)
MHDM37SP	55.42(2.182)	63.50(2.500)	69.32(2.729)	57.71(2.272)	1.0(0.0394)	10.8(0.425)	2.7(0.106)	5.84(0.23)
MHDM50SP	52.86(2.081)	61.11(2.406)	66.92(2.634)	55.30(2.177)	1.0(0.0394)	10.8(0.425)	2.7(0.106)	5.84(0.23)

THESE DRAWINGS AND SPECIFICATIONS ARE THE  
PROPERTY OF MH CONNECTORS AND SHALL NOT BE  
REPRODUCED, COPIED OR USED AS THE BASIS FOR  
THE MANUFACTURE OR SALE OF APPARATUS WITHOUT  
WRITTEN PERMISSION.

DRAWN

Iven Ou

DATE

09-01-22

APPROVED

DATE

SCALE

1 : 1

SHEET OF

1 OF 1

REV:

4.0

DRAWING No

MHDM SP



THIS SERIES FULLY CONFORMS TO THE  
EUROPEAN UNION DIRECTIVES 2002/95/EC  
AND 2002/96/EC FOR RoHS COMPLIANCY.



MH CONNECTORS,  
DIVISION OF EDAC