



UF2AF SERIES

SURFACE MOUNT ULTRA FAST RECTIFIER

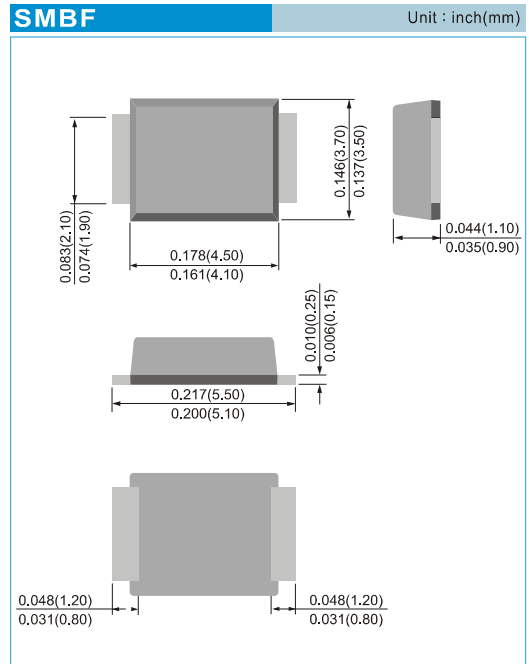
VOLTAGE 50-600 Volt** **CURRENT** 2 Ampere

FEATURES

- For surface mounted applications
- Low profile package
- Built-in strain relief
- Easy pick and place
- Ultrafast recovery times for high efficiency
- Plastic package has Underwriters Laboratory Flammability Classification 94V-O
- Glass passivated junction
- Lead free in compliance with EU RoHS 2011/65/EU directive
- Green molding compound as per IEC61249 Std. . (Halogen Free)

MECHANICAL DATA

- Case: SMBF molded plastic
- Terminals: Solder plated, solderable per MIL-STD-750, Method 2026
- Approx. Weight: 0.0018 ounces, 0.05 grams
- Polarity : Color band denotes cathode end



MAXIMUM RATINGS AND ELECTRICAL CHARACTERISTICS (T_A=25°C unless otherwise noted)

| PARAMETER | SYMBOL | UF2AF | UF2BF | UF2DF | UF2GF | UF2JF | UNITS |
|---|--------------------------------------|-------------|-------|-------|-------|-------|--------|
| Recurrent Peak Reverse Voltage | V _{RRM} | 50 | 100 | 200 | 400 | 600 | V |
| RMS Voltage | V _{RMS} | 35 | 70 | 140 | 280 | 420 | V |
| DC Blocking Voltage | V _R | 50 | 100 | 200 | 400 | 600 | V |
| Average Forward Current | I _{F(AV)} | 2 | | | | | A |
| Peak Forward Surge Current : 8.3ms single half sine-wave superimposed on rated load(JEDEC method) | I _{FSM} | 50 | | | | | A |
| Forward Voltage at 2.0A | V _F | 1 | | 1.4 | | 1.7 | V |
| DC Reverse Current at Rated DC Blocking Voltage T _J =25°C | I _R | 1 | | | | | μA |
| Typical Junction capacitance V _R =4V,f=1MHz | C _J | 37 | | 27 | | 18 | pF |
| Typical Thermal Resistance ,Junction to Lead (Note 1) Junction to Ambient (Note 2) | R _{θJL} R _{θJA} | 20 135 | | | | | °C / W |
| Reverse Recovery Time (I _F =0.5A, I _R =1.0A,I _{rr} =0.25A) | T _{rr} | 50 | | | | 100 | ns |
| Operating Junction Temperature and Storage Temperature Range | T _J ,T _{STG} | -55 to +150 | | | | | °C |

NOTES : 1. Mounted on an FR4 PCB, single-sided copper, with 48cm² copper pad area
2. Mounted on an FR4 PCB, single-sided copper, mini pad.



UF2AF SERIES

RATING AND CHARACTERISTIC CURVES

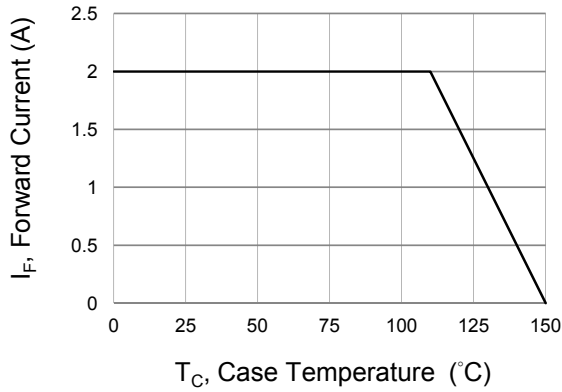


Fig.1 Forward Current Derating Curve

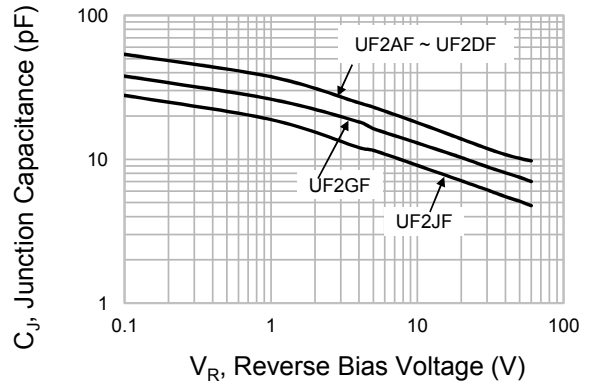


Fig.2 Typical Junction Capacitance

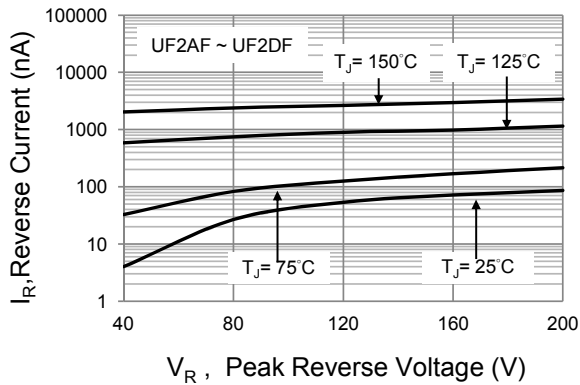


Fig.3 Typical Reverse Characteristics

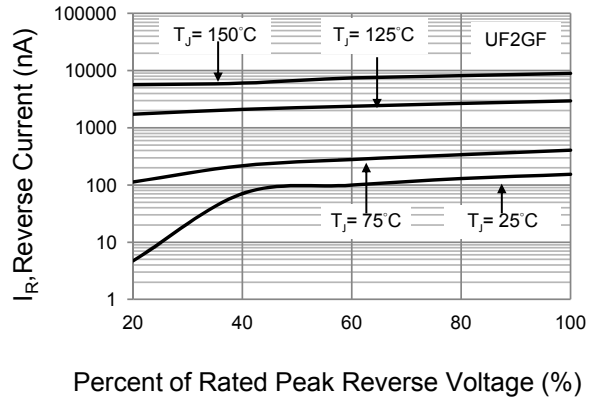


Fig.4 Typical Reverse Characteristics

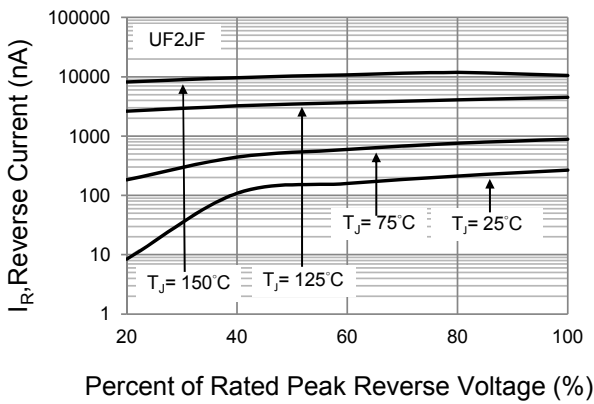


Fig.5 Typical Reverse Characteristics

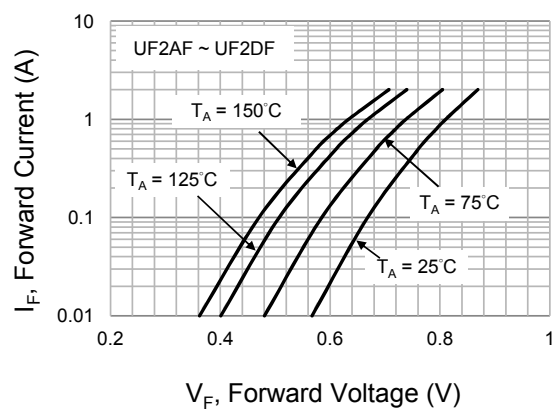


Fig.6 Typical Forward Characteristics



UF2AF SERIES

RATING AND CHARACTERISTIC CURVES

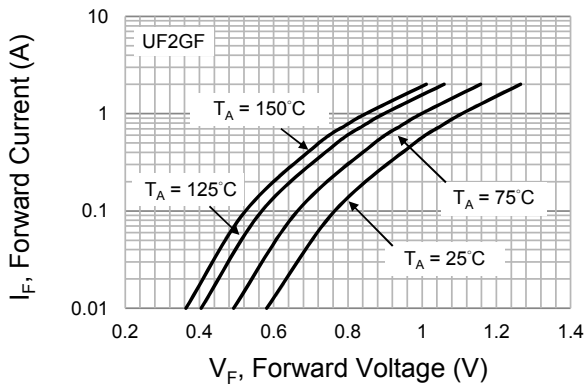


Fig.7 Typical Forward Characteristics

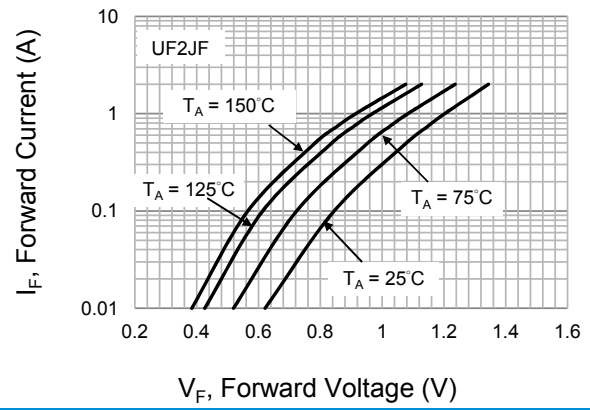
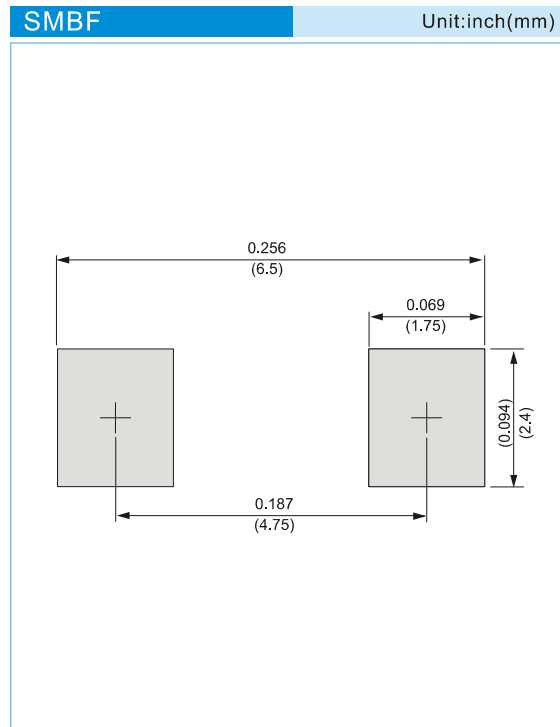


Fig.8 Typical Forward Characteristics



UF2AF SERIES

MOUNTING PAD LAYOUT



ORDER INFORMATION

- Packing information
T/R - 5K per 13" plastic Reel



UF2AF SERIES

Part No_packing code_Version

UF2AF_R2_00001

For example :

RB500V-40_R2_00001



| Packing Code XX | | | | Version Code XXXXX | | |
|--------------------------------------|----------------------|----------------------------------|----------------------|---------------------------|----------------------|---------------------------------------|
| Packing type | 1 st Code | Packing size code | 2 nd Code | HF or RoHS | 1 st Code | 2 nd ~5 th Code |
| Tape and Ammunition Box (T/B) | A | N/A | 0 | HF | 0 | serial number |
| Tape and Reel (T/R) | R | 7" | 1 | RoHS | 1 | serial number |
| Bulk Packing (B/P) | B | 13" | 2 | | | |
| Tube Packing (T/P) | T | 26mm | X | | | |
| Tape and Reel (Right Oriented) (TRR) | S | 52mm | Y | | | |
| Tape and Reel (Left Oriented) (TRL) | L | PANASERT T/B CATHODE UP (PBCU) | U | | | |
| FORMING | F | PANASERT T/B CATHODE DOWN (PBCD) | D | | | |



UF2AF SERIES

Disclaimer

- Reproducing and modifying information of the document is prohibited without permission from Panjit International Inc..
- Panjit International Inc. reserves the rights to make changes of the content herein the document anytime without notification. Please refer to our website for the latest document.
- Panjit International Inc. disclaims any and all liability arising out of the application or use of any product including damages incidentally and consequentially occurred.
- Panjit International Inc. does not assume any and all implied warranties, including warranties of fitness for particular purpose, non-infringement and merchantability.
- Applications shown on the herein document are examples of standard use and operation. Customers are responsible in comprehending the suitable use in particular applications. Panjit International Inc. makes no representation or warranty that such applications will be suitable for the specified use without further testing or modification.
- The products shown herein are not designed and authorized for equipments requiring high level of reliability or relating to human life and for any applications concerning life-saving or life-sustaining, such as medical instruments, transportation equipment, aerospace machinery et cetera. Customers using or selling these products for use in such applications do so at their own risk and agree to fully indemnify Panjit International Inc. for any damages resulting from such improper use or sale.
- Since Panjit uses lot number as the tracking base, please provide the lot number for tracking when complaining.