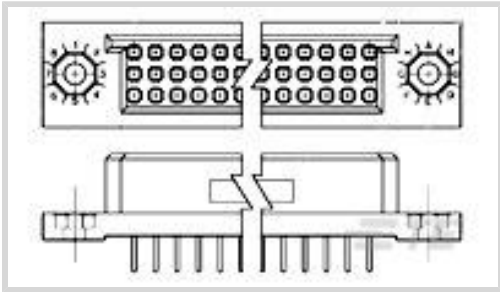




Connectors > PCB Connectors > PCB Headers & Receptacles



PCB Connector Assembly Type: **PCB Mount Receptacle**

PCB Mount Orientation: **Vertical**

Connector System: **Board-to-Board**

Number of Positions: **150**

Number of Rows: **3**

Features

Dimensions

Row-to-Row Spacing	2.54 mm[.1 in]
Stack Height	15.24 mm[.6 in]
Connector Width	12.31 mm[.485 in]
PCB Thickness (Recommended)	2.36 – 3.18 mm[.093 – .125 in]
Connector Height	10.16 mm[.4 in]

Packaging Features

Packaging Quantity	4
Packaging Method	Tube

Usage Conditions

Housing Temperature Rating	High
Operating Temperature Range	-65 – 125 °C[-85 – 257 °F]

Operation/Application

Assembly Process Feature	None
Circuit Application	Signal

Mechanical Attachment

Mating Alignment Type	Polarized
PCB Mount Retention Type	Mounting Hole
PCB Mount Retention	With



PCB Mount Alignment	Without
Connector Mounting Type	Board Mount
Mating Alignment	With

Termination Features

Rectangular Termination Post & Tail Width	.51 mm[.02 in]
Rectangular Termination Post & Tail Thickness	.25 mm[.01 in]
Termination Post & Tail Length	4.57 mm[.18 in]
Termination Method to PCB	Through Hole - Solder

Contact Features

Contact Mating Area Plating Material Thickness	.76 µm[30 µin]
Mating Square Post Dimension	.64 mm[.025 in]
PCB Contact Termination Area Plating Material Thickness	.6 µm
Contact Shape & Form	Four Beam
Contact Layout	Matrix
Contact Base Material	Beryllium Copper
PCB Contact Termination Area Plating Material	Tin-Lead
Contact Mating Area Plating Material	Gold
Contact Type	Socket
Contact Current Rating (Max)	3 A

Housing Features

Housing Material	Thermoplastic
Centerline (Pitch)	2.54 mm[.1 in]

Configuration Features

Number of Columns	50
Number of Loaded Positions	150
Board-to-Board Configuration	Perpendicular
Stackable	No
PCB Mount Orientation	Vertical
Number of Positions	150
Number of Rows	3

Product Type Features

PCB Connector Assembly Type	PCB Mount Receptacle
-----------------------------	----------------------



Connector System	Board-to-Board
Sealable	No
Connector & Contact Terminates To	Printed Circuit Board

Body Features

Primary Product Color	Brown
-----------------------	-------

Industry Standards

UL Flammability Rating	UL 94V-0
------------------------	----------

Other

EU RoHS Compliance	Not Compliant
EU ELV Compliance	Compliant with Exemptions

Product Compliance

For compliance documentation, visit the product page on TE.com>

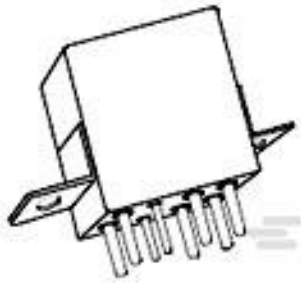
EU RoHS Directive 2011/65/EU	Not Compliant
EU ELV Directive 2000/53/EC	Compliant with Exemptions
China RoHS 2 Directive MIIT Order No 32, 2016	Restricted Materials Above Threshold
EU REACH Regulation (EC) No. 1907/2006	Current ECHA Candidate List: JUNE 2024 (241) Candidate List Declared Against: JAN 2019 (197) SVHC > Threshold: Not Yet Reviewed
Halogen Content	Not Yet Reviewed for halogen content
Solder Process Capability	Pin-in-Paste capable to 260°C

Product Compliance Disclaimer

This information is provided based on reasonable inquiry of our suppliers and represents our current actual knowledge based on the information they provided. This information is subject to change. The part numbers that TE has identified as EU RoHS compliant have a maximum concentration of 0.1% by weight in homogenous materials for lead, hexavalent chromium, mercury, PBB, PBDE, DBP, BBP, DEHP, DIBP, and 0.01% for cadmium, or qualify for an exemption to these limits as defined in the Annexes of Directive 2011/65/EU (RoHS2). Finished electrical and electronic equipment products will be CE marked as required by Directive 2011/65/EU. Components may not be CE marked. Additionally, the part numbers that TE has identified as EU ELV compliant have a maximum concentration of 0.1% by weight in homogenous materials for lead, hexavalent chromium, and mercury, and 0.01% for cadmium, or qualify for an exemption to these limits as defined in the Annexes of Directive 2000/53/EC (ELV). Regarding the REACH Regulations, TE’s information on SVHC in articles for this part number is still based on the European Chemical Agency (ECHA) ‘Guidance on requirements for substances in articles’(Version: 2, April 2011), applying the 0.1% weight on weight concentration threshold at the finished product level. TE is aware of the European Court of Justice ruling of September 10th, 2015 also known as O5A (Once An Article Always An Article) stating that, in case of ‘complex object’, the threshold for a SVHC must be applied to both the product as a whole and simultaneously to each of the articles forming part of its composition. TE has evaluated this ruling based on the new ECHA “Guidance on requirements for substances in articles” (June 2017, version 4.0) and will be updating its statements accordingly.



Customers Also Bought



TE Part #2-1617749-2

[FCA-210-1024M=M83536/10-024M](#)



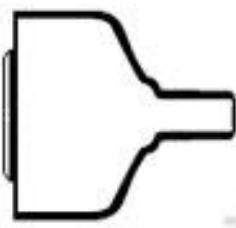
TE Part #CTJ-3A-10-4021

[RAIL ASSY](#)



TE Part #YCTJ120E02CC015000

[MODULE ASSY](#)



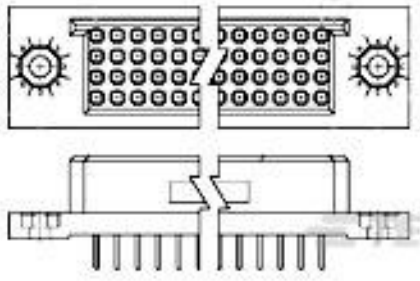
TE Part #808283-000

[214A011-4-0](#)



TE Part #8-1617807-4

[TD229-5001P=TDJR 5 SEC M83726/29-5001P](#)



TE Part #533499-1

[BOX II 4 ROW RECP ASSY 216 POS](#)



TE Part #CTJ-3A-04-4021

[RAIL ASSY](#)

TE Part #YCTJ120E01BC015000

[ELEC MODULE](#)



TE Part #YCTJ120E04AC015000

[MODULE ASSY](#)

TE Part #YCTJ120E03DC015000

[MODULE ASSY](#)

Documents

Product Drawings

[BOX II 3 ROW RECP ASSY 150 POS](#)

English

CAD Files

[3D PDF](#)

3D

Customer View Model

[ENG\\_CVM\\_CVM\\_533495-2\\_N.2d\\_dxf.zip](#)

English

Customer View Model

[ENG\\_CVM\\_CVM\\_533495-2\\_N.3d\\_igs.zip](#)

English

Customer View Model

[ENG\\_CVM\\_CVM\\_533495-2\\_N.3d\\_stp.zip](#)

English

By downloading the CAD file I accept and agree to the [Terms and Conditions](#) of use.



Product Specifications

Product Specification

English