




Code in front of series have been extracted from product code, which describes the segment of products, such as type and features.

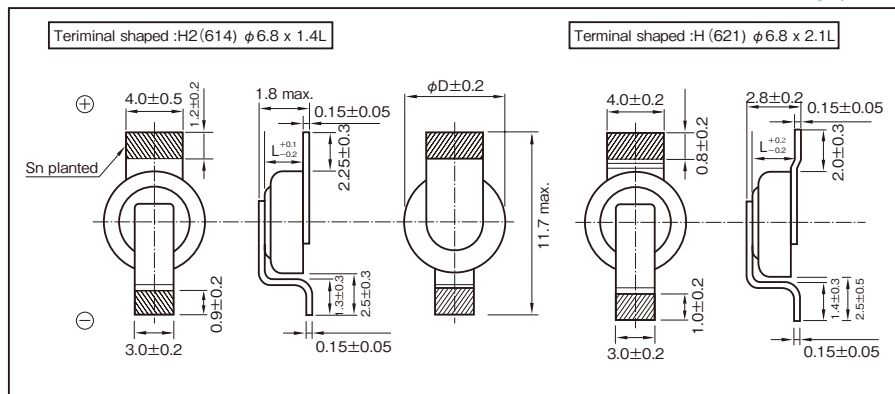
- Reflow soldering method available.
- High reliability, Safe and unlike secondary batteries, environmentally friendly devices.
- Unlike batteries, excellent charge and discharge characteristics with no chemical reactions.
- 1.8Lmm height type 614 made lineup in the CS1, CSK series.
- Ideal for backing up of portable device etc.
- Environmental : GREEN CAP™, RoHS compliance.



Specifications

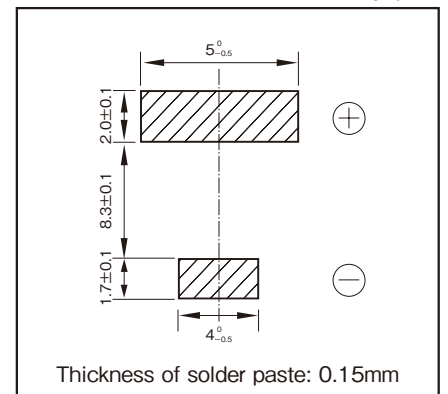
Item	Performance					
Series Name	Series CS1			Series CSK		
Max.operating voltage (V)	2.5			3.3		
Category temperature range (°C)	−25 to +70			−10 to +60		
Tolerance at rated capacitance (%)	−20 to +80			−20 to +80		
Internal resistance (Ω) at 1 kHz	Size code	614 (D01)	621 (D02)	Size code	614 (D01)	621 (D02)
	Rated capacitance (F)	0.2	0.33	Rated capacitance (F)	0.2	0.33
	Internal resistance (Ω Max.)	100	100	Internal resistance (Ω Max.)	200	200
Characteristics at high and low temperature	Size code	614 (D01)	621 (D02)	Size code	614 (D01)	621 (D02)
	Percentage of capacitance change	Within ±30% of the value at 20°C	Within ±30% of the value at 20°C	Percentage of capacitance change	Within ±50% of the value at 20°C	Within ±50% of the value at 20°C
	Internal resistance	Five times or less of the value at 20°C	Five times or less of the value at 20°C	Internal resistance	Five times or less of the initial specified value	Five times or less of the value at 20°C
Endurance	Size code	614 (D01)	621 (D02)	Size code	614 (D01)	621 (D02)
	Test time and temp.	70°C 1000 hours	70°C 500 hours	Test time and temp.	60°C 1000 hours	60°C 500 hours
	Percentage of capacitance change	Within ±30% of the initial measured value	Within ±30% of the initial measured value	Percentage of capacitance change	Within ±30% of the initial measured value	Within ±30% of the initial measured value
	Internal resistance	1kΩ Max.	400Ω Max.	Internal resistance	2kΩ Max.	800Ω Max.
Shelf life	Same as endurance.			Same as endurance.		
Applicable standards	Conforms to JIS C5160 - 1 (IEC 62391 - 1)					

Outline Drawing



※Please consult with us about other terminal form.

Recommended land pattern size



Product code system (example : 614, 2.5V0.2F, terminal shaped : H2)						
RS*	CS1	204	2R5	D01	004	T
Category code	Series code	capacitance code	Voltage code	Size code	Taping and packing code	Additional code

Product code system (example : 621, 3.3V0.33F, terminal shaped : H)						
RS*	CSK	334	3R3	D02	008	T
Category code	Series code	capacitance code	Voltage code	Size code	Taping and packing code	Additional code

*Example of for general product. Product code is refer to following table and "Product Code System" pages.

Standard Ratings

Max. operating voltage (V)	Rated capacitance (F)	ELNA Parts No.	φD×L (mm)
2.5	0.2	RSCS12042R5D01004T	6.8×1.4
3.3	0.2	RSCSK2043R3D01004T	6.8×1.4
2.5	0.33	RSCS13342R5D02008T	6.8×2.1
3.3	0.33	RSCSK3343R3D02008T	6.8×2.1

* Soldering conditions are described on Individual page.

NOTE : Design, Specifications are subject to change without notice.
It is recommended that you shall obtain technical specifications from ELNA to ensure that the component is suitable for your use.