

# MDCG-4 15.3mm Sub-miniature Reed Switch



## Description

The MDCG-4 Reed Switch is a sub-miniature, normally open switch with a 15.24mm long x 2.28mm diameter (0.600" x 0.090") glass envelope, capable of switching 200Vdc at 10W. It has high insulation resistance of  $10^{10}$  ohms minimum and contact resistance less than 100 milli-ohms. This reed switch is also available in a surface mount version, that is, MDSM-4.

## Features

- Sub-miniature normally open switch
- Available sensitivity 12-38 AT
- Capable of switching 200Vdc or 0.5A at up to 10W

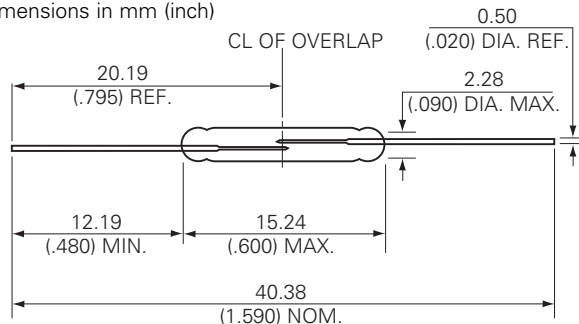
## Agency Approvals

Agency	Agency File Number	Ampere-Turns Range
<b>CUS</b>	E47258 E471070	12-38 AT

**Note:** Contact Littelfuse for specific agency approval ratings.

## Dimensions

Dimensions in mm (inch)



## Benefits

- Hermetically sealed switch contacts are not affected by and have no effect on their external environment
- Zero operating power required for contact closure
- Excellent for switching micro-controller logic level loads

## Applications

- Reed Relays
- Security
- Limit Switching
- Level Sensing
- Office Equipment
- Industrial Control

## Switch Type

Contact Form	A (SPST-NO)
Materials	Body: Glass Leads: Tin-plated Ni-Fe wire

**Note:** SPST-NO = Single-pole, single-throw, normally open

## Electrical Ratings

Contact Rating <sup>1</sup>		W/VA - max.	10
Voltage <sup>3</sup>	Switching <sup>2</sup>	Vdc - max.	200
	Breakdown <sup>4</sup>	Vac - max.	140
		Vdc - min.	250
Current <sup>3</sup>	Switching <sup>2</sup>	Adc - max.	0.50
	Carry	Aac - max.	0.35
		Adc - max.	1.20
Resistance	Contact, Initial Insulation	$\Omega$ - max.	0.100
		$\Omega$ - min.	$10^{10}$
Capacitance	Contact	pF - typ.	0.2
Temperature	Operating	$^{\circ}\text{C}$	-40 to +125
	Storage <sup>5</sup>	$^{\circ}\text{C}$	-65 to +125

### Notes:

1. Contact rating - Product of the switching voltage and current should never exceed the wattage rating. Contact Littelfuse for additional load/life information.
2. When switching inductive and/or capacitive loads, the effects of transient voltages and/or currents should be considered. Refer to Application Notes AN108A and AN107 for details.
3. Electrical Load Life Expectancy - Contact Littelfuse with voltage, current values along with type of load.
4. Breakdown Voltage - per MIL-STD-202, Method 301.
5. Storage Temperature - Long time exposure at elevated temperature may degrade solderability of the leads.

## MDCG-4 15.24mm Sub-miniature Reed Switch

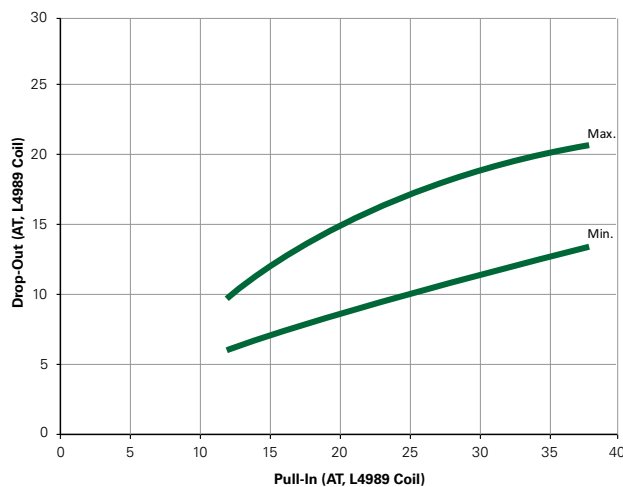
### Product Characteristics

Operating Characteristics		
Operate Time <sup>1</sup>		0.6ms - max.
Release Time <sup>1</sup>		0.2ms - max.
Shock <sup>2</sup>	11ms 1/2 sine wave	100G - max.
Vibration <sup>2</sup>	50-2000 Hertz	30G - max.
Resonant Frequency		3.9kHz - typ.
Magnetic Characteristics		
Pull-In Range <sup>3</sup>	Ampere Turns	12-38
Rating Sensitivity <sup>4</sup>	Ampere Turns	20
Test Coil		L4989

#### Notes:

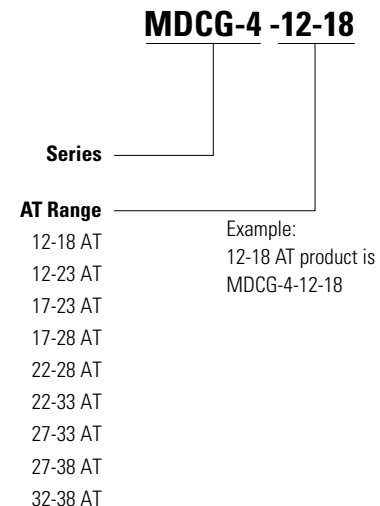
1. Operate (including bounce)/Release Time - per EIA/NARM RS-421-A, diode suppressed coil (Coil II).
2. Shock and Vibration - per EIA/NARM RS-421-A and MIL-STD-202.
3. Pull-In Range - Contact Littelfuse for narrower AT ranges available.
4. Rating Sensitivity - The value at which contact ratings and operating characteristics are determined. Derating may be required below this value.
5. Custom modifications of forming and/or cutting of reed switches are available. Please contact Littelfuse.

### Drop-Out vs. Pull-In Chart



**Note:** Chart represents the range of Drop-Out, min to max for a given Pull-In value.

### Part Numbering System



**Note:** These AT values are the before-modification values of the bare reed switch.

### Packaging

Packaging Option	Packaging Specification	Quantity	Quantity & Packaging Code	Taping Width
Bulk	Bulk	1000	N/A	N/A

# Mouser Electronics

Authorized Distributor

Click to View Pricing, Inventory, Delivery & Lifecycle Information:

[Littelfuse:](#)

[MDCG-4-12-23](#) [MDCG-4-17-23](#) [MDCG-4-12-18](#) [MDCG-4-27-33](#) [MDCG-4-22-28](#) [MDCG-4-27-38](#) [MDCG-4-17-28](#)  
[MDCG-4-32-38](#) [MDCG-4-22-33](#)