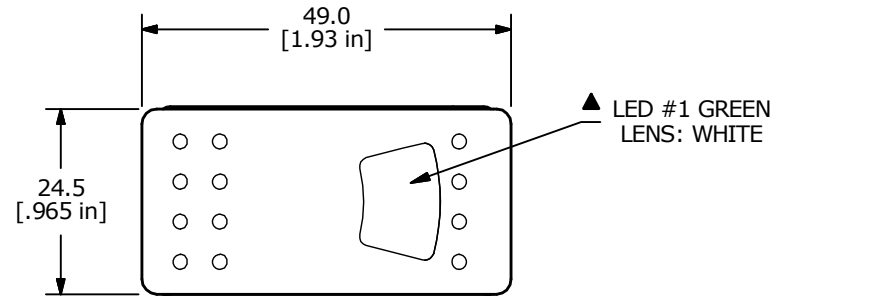
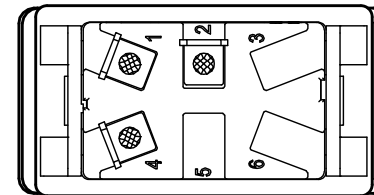
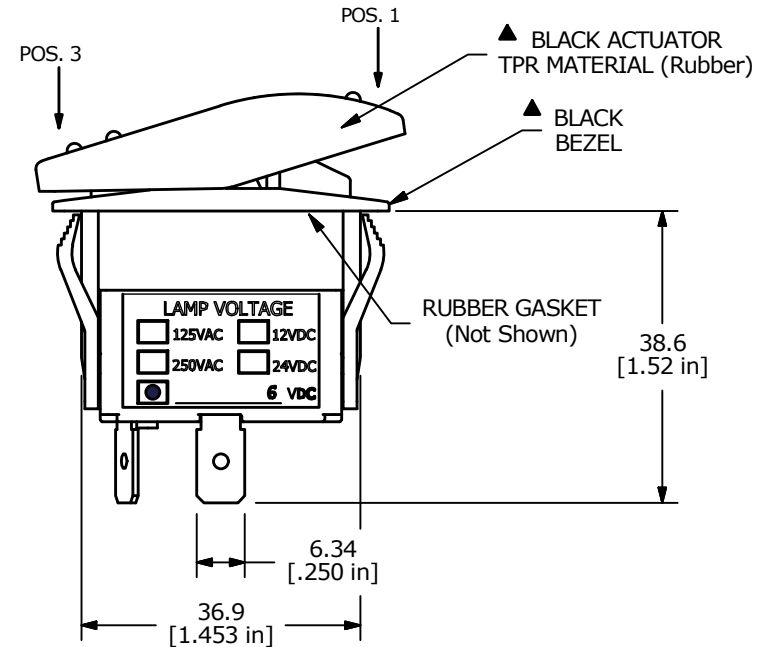
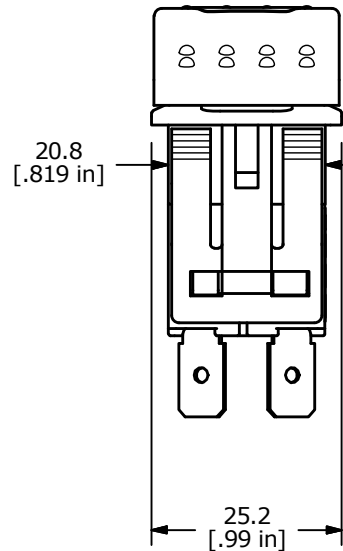
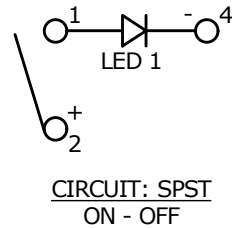


RECOMMENDED PANEL CUT-OUT

PANEL THICKNESS	X
1.0 - 1.5	37.3 ^{+0.0} _{-0.1}
2.5 - 3.0	37.5 ^{+0.0} _{-0.1}
3.5 - 4.5	37.7 ^{+0.0} _{-0.1}



▲ SWITCH FUNCTION		
POS. 1	POS. 2	POS. 3
ON	N/A	OFF
1-2	N/A	NONE



NOTES:

- ALL DIMENSIONS IN MM [INCH]
- GENERAL TOLERANCE: X.X = ± 0.4
X.XX = ± 0.25
- TERM. NUMBERS FOR REF. ONLY
- RATING: 16A @ 30VDC, 50/60 Hz, μ T55
UL LISTED
- ELECTRICAL LIFE: 10,000 CYCLES
- MECHANICAL LIFE: 30,000 CYCLES
- CONTACT RESISTANCE: <20 MILLI-OHMS INITIAL
- DIELECTRIC STRENGTH: >1,500V AC 1MIN
- INSULATION RESISTANCE: >100 MOHMS @ 500VDC
- OPERATING TEMP: 0°C to 55°C
- ▲ LED: GREEN, 6VDC
- ▲ DENOTES CRITICAL PARAMETER.
- 2011/65/EU (ROHS) COMPLIANT



E-SWITCH®

A	23064	New Release	10/31/17	MW
REV	PCR NO	DESCRIPTION	DATE	BY

THE INFORMATION CONTAINED IN THIS DOCUMENT IS PROPRIETARY
TO E-SWITCH AND IS NOT TO BE COPIED OR TRANSFERRED

TITLE R711FE1-SXXX1BDGNW

SCALE 1:1	DATE 10/31/2017	DR MW	DWG C700039	REV A
--------------	--------------------	----------	----------------	----------

Mouser Electronics

Authorized Distributor

Click to View Pricing, Inventory, Delivery & Lifecycle Information:

[E-Switch:](#)

[R711FE1-SXXX1BDGNW](#)