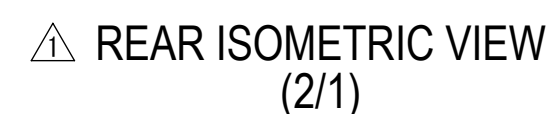
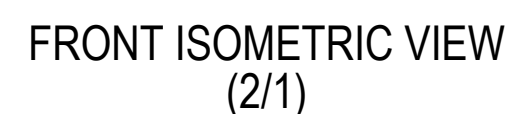
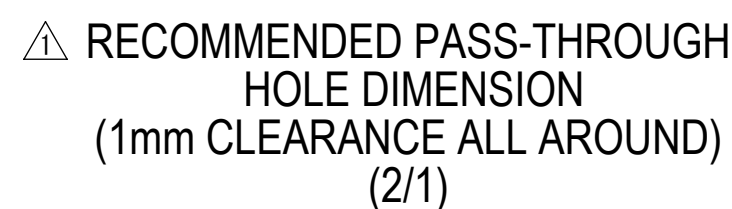


SUB-ASSEMBLY PART NUMBER	NO.	PART NUMBER	PART NAME	MATERIAL	COLOR	QUANTITY	△ MASS (g)
7287-8378-40	①	7187-8378-40	2P 1.5mm YESC SEALED FEMALE CONNECTOR HOUSING (D-KEYWAY)	PBT-GF15	LIGHT GRAY	1	(6.61)
	②	7172-0186	2P 1.5mm YESC SEALED FEMALE CONNECTOR TPA	PBT	NATURAL	1	
	③	7137-2885-50	2P DELPHI GT 1.5mm SEALED FEMALE CONNECTOR INTERFACE SEAL	SILICONE	RED	1	
	④	7173-0396-50	2P 1.5mm YESC SEALED FEMALE CONNECTOR CPA	PBT-GF15	RED	1	
7287-8441-40	①	7187-8378-40	2P 1.5mm YESC SEALED FEMALE CONNECTOR HOUSING (D-KEYWAY)	PBT-GF15	LIGHT GRAY	1	(6.13)
	②	7172-0186	2P 1.5mm YESC SEALED FEMALE CONNECTOR TPA	PBT	NATURAL	1	
	③	7137-2885-50	2P DELPHI GT 1.5mm SEALED FEMALE CONNECTOR INTERFACE SEAL	SILICONE	RED	1	



1 NOTES:

1. PARTS MUST BE PURCHASED FROM YAZAKI.
2. PARTS MUST BE FREE OF FLASH AND IMPERFECTIONS THAT AFFECT FUNCTION.
3. APPLICABLE TERMINAL: SEE 7116-4102-02:R DRAWING (1.5 YESC SEALED)
MAX WIRE OD: 2.70mm
MIN WIRE OD: 1.20mm
4. APPLICABLE WIRE SEAL: SEE 7158-3030-50:R DRAWING (1.5 YESC SEALED)
5. APPLICABLE CAVITY PLUG: SEE 7158-3032-60:R DRAWING (1.5 YESC SEALED)
6. MATING PART NUMBER: SEE 7287-8378-40:R
7. PART SATISFIES USCAR-2, REVISION 6, FEBRUARY 2013, (T3/V2/S2/MF2) WITH THE FOLLOWING EXCEPTIONS:
5.4.5 TPA FULL INSTALL TO PRE-SET AFTER INITIAL REMOVAL = 12.4N MIN.
5.4.5 CPA FULL INSTALL TO PRE-SET = 3.9N - 30N
5.4.5 CAVITY DAMAGE SUSPECTED IF CAVITY DAMAGED WITH PARTIAL TERMINAL DETECTED, TERMINAL RETENTION WAS 101.0N
8. PART TO COMPLY WITH YPES-31-038 REQUIREMENTS.
9. THIS DIMENSION SHOWS THE PRE-SET POSITION OF THE TPA.
10. THIS DIMENSION SHOWS THE PRE-SET POSITION OF THE CPA.
11. THIS DRAWING IS TO BE USED FOR INTERNAL YAZAKI PSW SUBMISSION.
12. HANDLING MANUAL NUMBER: YPES-15-298E

△	05-02-2018	ADDED TEST FAILURES & UPDATED TO LATEST STANDARDS	C18-A365	H.A.
-	08-29-2013	NEW	C13-A516	W.L.
LET	DATE	REVISION RECORD	NO.	CHKD

GENERAL TOLERANCE											R5 MAX	R10 MAX	R20 MAX	R20 OVR	ANGLE	ECCEN
	10MAX	50MAX	100MAX	250MAX	250OVR											
A	±0.15	±0.20	±0.30	±0.50	±0.75	±0.20	±0.30	±0.50	±2.50	±3°	0.1					
B	±0.20	±0.30	±0.55	±0.95	±1.40					±3°	0.1					
C	±0.30	±0.50	±0.80	±1.40	±2.00					±3°	0.15					
SPECIFIED										MASS		SEE TABLE				

CUSTOMER							MATL. SPEC.			SEE TABLE		TREAT. & FIN.		N/A			
CUSTOMER PART NO.							CUSTOMER DWG NO.							NAME			
OFFICE YNA							TRIAL PART NO.							2P 1.5mm YESC (5.00mm PITCH) SEALED			
VENDOR																	
VENDOR NO.														FEMALE CONNECTOR SUB-ASSEMBLY (D-KEYWAY)			
T	DWG TYPE		DWG SOURCE		DWG DATE		UNIT		SCL		ANGLE		PART NO.				
	R		7287-8378-40:M		08-29-2013		mm		2/I		3		CH. CODE				
	7287-8378-40:M												7287-8378-40, ETC.				
	APPROVED		CHECKED		CHECKED		DESIGN		DRAWN		DWG NO.						
							WAI-SZE LOK		HECTOR AVITIA		7287-8378-40-R						
							05-02-2011		10-23-2018		YAZAKI CORPORATION						