



# 2S-Series

Miniature Toggles Switches

**PRODUCT WEBPAGE**

*request sample, configure part*



The 2S family of sub-miniature toggle switches is composed of three switch series; the 2SI-Series toggle switch, the 2SS-Series sealed toggle switch, and the 2SM-Series surface mount sealed sub-miniature toggle switch. All of these series offer a variety of ratings, circuits, contact materials, terminal platings, and actuator types.

**1-2**  
Poles

**.4-3**  
Amps


**125, 250**  
VAC

**28**  
VDC

## Typical Applications

- Instrumentation
- Telecommunications
- Networking
- Medical Equipment
- Military


# Tech Specs



**2SS-Series**  
Sealed  
Sub-Miniature  
Toggle Switch



**2SI-Series**  
Sub-Miniature  
Toggle Switch



**2SM-Series**  
Sealed Surface Mount  
Sub-Miniature  
Toggle Switch

## Electrical

Contact Rating	refer to ordering scheme
Electrical Life	30,000 make & break cycles @ full load
Contact Resistance	20 mΩ max. initial @ 2-4 VDC 100mA for both silver & gold plated contacts
Insulation Resistance	1000 MΩ min.
Dielectric Strength	1500 Volts RMS @ sea level

## Physical

Operating Temperature	-30°C to +85°C
Index of Protection	2SS & 2SM-Series: IP67
Solder Heat Resistance	MIL-STD-202, Method 210
Actuator Travel	25°

## Material

Case	all UL94 V-0 <b>2SI-Series:</b> Dially phthalate (DAP) <b>2SS-Series:</b> Glass filled nylon 6/6, flame retardant, heat stabilized <b>2SM-Series:</b> Glass filled nylon 4/6, flame retardant, heat stabilized
Rocker	<b>2SI-Series:</b> Brass, chrome plated. <b>2SS &amp; 2SM-Series:</b> Brass, chrome plated or nylon, internal o-ring seal
Bushing	<b>2SI-Series:</b> Brass, nickel plated <b>2SS-Series:</b> Glass filled nylon 6/6, flame retardant, heat stabilized (UL 94V-0) <b>2SM-Series:</b> Glass filled nylon 4/6, flame retardant, heat stabilized (UL 94V-0)
Housing	Stainless Steel
Switch Support	Brass, tin plated
Terminal Seal	Epoxy

# Ordering Scheme

Sample Part Number 2SS - MSP 1 - T1 - B4 - M6 G E

Selection 1 2 3 4 5 6 7 8

### 1. SERIES

**2SS** Sealed Sub-Miniature Toggle Switch

### 2. POLES

**MSP** Single pole - uses terminals 1, 2 & 3  
**MDP** Double pole - uses terminals 1, 2, 3, 4, 5 & 6

### 3. CIRCUIT

( ) - momentary  
Position: **1** **2** **3**

<b>1</b>	2-3, 5-6	Connected Terminals	2-1, 5-4
<b>2</b>	ON	NONE	ON
<b>3</b>	ON	NONE	(ON)
<b>4</b>	(ON)	OFF	ON
<b>5</b>	ON	OFF	(ON)

### 4. ACTUATOR STYLE / LENGTH

<b>T1</b>	Round toggle .421" [10.70 mm]	<b>P2</b>	ESD resistant toggle .268" [6.80 mm]
<b>T2</b>	Round toggle .240" [6.10 mm]	<b>P3</b>	ESD resistant toggle .244" [6.20 mm]
<b>T3</b>	Round toggle .342" [8.70 mm]	<b>P4</b>	ESD resistant toggle .291" [7.40 mm]
<b>T4</b>	Round toggle .551" [14.00 mm]		
<b>P1</b>	ESD resistant toggle .425" [10.80 mm]		

### 5. BUSHING

**B1** Threaded **B4** Unthreaded

### 6. TERMINATION

<b>M1</b> Solder Lug	<b>M7</b> PC Mount, 90° vertical
<b>M2</b> PCB	<b>M71</b> Snap-In, U bracket, 90° horizontal
<b>M6</b> PC Mount, 90° horizontal	<b>VS2</b> PC Mount, U bracket
<b>M61</b> Snap-In, U bracket, 90° horizontal	<b>VS21</b> Snap-In, U bracket

### 7. CONTACTS / TERMINALS

Contact	Material	Terminal Plating	Rating	Approvals
<b>G</b>	silver <sup>1</sup>	gold over silver	3A 125VAC or 28VDC, 1.5A 250VAC	IP67
<b>K</b>	gold <sup>2</sup>	tin <sup>3</sup>	0.4VA max 20V max (AC/DC)	IP67
<b>P</b>	silver <sup>1</sup>	tin <sup>3</sup>	3A 125VAC o28VDC, 1.5A 250VAC	IP67
<b>R</b>	gold <sup>2</sup>	gold <sup>2</sup>	0.4VA max 20V max (AC/DC)	IP67

### 8. EPOXY SEAL

**E** Epoxy Seal **0** without Epoxy Seal

#### Notes:

- Tin option not available with M1 terminal.
- <sup>1</sup> Movable contact & terminal platings: silver over copper alloy
- <sup>2</sup> Movable contact & terminal platings: gold over nickel over copper alloy
- <sup>3</sup> Terminal platings: tin over nickel over copper alloy

[Configure Complete Part Number >](#)

[Browse Standard Parts >](#)

# Ordering Schemes

Sample Part Number 2S1 - MSP 1 - T1 - B4 - M6 Q E

Selection 1 2 3 4 5 6 7 8

## 1. SERIES

**2S1** Sub-Miniature Toggle Switch

## 2. POLES

**MSP** Single pole - uses terminals 1, 2 & 3  
**MDP** Double pole - uses terminals 1, 2, 3, 4, 5 & 6

## 3. CIRCUIT

( ) - momentary

Position:	1	2	3
	2-3, 5-6	Connected Terminals	2-1, 5-4
<b>1</b>	ON	NONE	ON
<b>2</b>	ON	NONE	(ON)
<b>3</b>	ON	OFF	ON
<b>4</b>	(ON)	OFF	(ON)
<b>5</b>	ON	OFF	(ON)

## 4. ACTUATOR STYLE

**T1** Round toggle .374" [9.50 mm]    **T4** Round toggle .449" [11.40 mm]  
**T3** Round toggle .311" [7.90 mm]  
**T2** Round toggle .236" [6.00 mm]

## 5. BUSHING

**B1** Threaded Standard, keyway    **B5** High Torque, flat, .276"  
**B2** Non-Threaded Standard, keyway    **B6** High Torque, keyway, .276"  
**B3** Threaded Short, keyway    **B7** Long threaded  
**B4** Non-Threaded Short, keyway    **B8** Non threaded Long, keyway

[Configure Complete Part Number >](#)    [Browse Standard Parts >](#)

## 6. TERMINATION

**M1** Solder Lug    **M6** PC Mount, 90° horizontal  
**M71** Right Angle PC Thru Hole, vertical    **VS21** Snap-In, U bracket  
**M2** PCB    **M61** Snap-In, Right Angle  
**VS2** PC Mount, U bracket    **M7** PC Mount, 90° vertical

## 7. CONTACTS / TERMINALS

Contact Material	Terminal Plating	Rating	Approvals
<b>G</b> silver <sup>2</sup>	gold over silver	3A 125VAC or 28VDC, 1.5A 250VAC	UL, CE
<b>K</b> <sup>8</sup> gold <sup>3,6</sup>	tin <sup>5</sup>	0.4VA max 20V max (AC/DC)	N/A
<b>P</b> <sup>8</sup> silver <sup>2,7</sup>	tin <sup>5</sup>	3A 125VAC or 28VDC,	UL, CE
<b>Q</b> silver <sup>2</sup>	1.5A 250VAC silver <sup>2</sup>	3A 125VAC or 28VDC	UL, CE
<b>R</b> gold <sup>3</sup>	1.5A 250VAC gold <sup>4</sup>	0.4VA max 20V max (AC/DC)	N/A

## 8. EPOXY SEAL

**E** Epoxy Seal    **0** without Epoxy Seal

Notes: Tin option available with PC type terminations only.

- All Switches come with standard nut, washer and locking ring shipped bulk. B5 & B7 ushing styles use small locking ring. See page 76-77
- Movable contact and terminal platings: silver over copper alloy
- Movable contact and terminal platings: gold over nickel over copper alloy
- Terminal platings: gold over nickel over copper alloy
- Terminal platings: tin over copper alloy
- Terminal contact platings: gold over nickel alloy
- Terminal contact platings: silver over nickel alloy
- Not available with M1 terminal
- Lengths shown are with B1 - B4 bushings. For B5 & B6 subtract .108", for B7 & B8 subtract .043"

Sample Part Number 2SM - MSP 1 - T1 - M6 G E T/R

Selection 1 2 3 4 5 6 7 8

## 1. SERIES

**2M1** Miniature Toggle Switch

## 2. POLES

**MSP** Single pole - uses terminals 1, 2 & 3

## 3. CIRCUIT

( ) - momentary

Position:	1	2	3
	2-3	Connected Terminals	2-1
<b>1</b>	ON	NONE	ON
<b>2</b>	ON	NONE	(ON)
<b>3</b>	ON	OFF	ON
<b>4</b>	(ON)	OFF	(ON)
<b>5</b>	ON	OFF	(ON)

## 4. ACTUATOR STYLE / LENGTH

**T1** Round toggle .425" [10.80 mm]    .244" [6.20 mm]  
**T2** Round toggle .240" [6.10 mm]    **P4** ESD resistant plastic toggle .291" [7.40 mm]  
**P1** ESD resistant plastic toggle .425" [10.80 mm]  
**P2** ESD resistant plastic toggle .268" [6.80 mm]  
**P3** ESD resistant plastic toggle

## 5. TERMINATION

**K6** Surface Mount, .433" [11.00 mm]    **M7** Surface Mount, 90° vertical  
**L6** Surface Mount, .354" [9.00 mm]    **S6** Surface Mount, 90°, .353" [8.96 mm]  
**M6** Surface Mount, 90° flat, .2X86" [7.26 mm]    See dimensional specifications.

## 6. CONTACTS / TERMINALS

Contact Material	Terminal Plating	Rating	Approvals
<b>G</b> silver <sup>2</sup>	gold over silver	3A 125VAC or 28VDC, 1.5A 250VAC	IP67
<b>K</b> gold <sup>3</sup>	tin <sup>4</sup>	0.4VA max 20V max (AC/DC)	IP67
<b>P</b> silver <sup>2</sup>	tin <sup>4</sup>	3A 125VAC or 28VDC, 250VAC	IP67
<b>Q</b> silver <sup>2</sup>	1.5A silver <sup>2</sup>	3A 125VAC or 28VDC, 250VAC	IP67
<b>R</b> gold <sup>3</sup>	1.5A gold <sup>3</sup>	0.4VA max 20V max (AC/DC)	IP67

## 7. EPOXY SEAL

**E** Epoxy Seal    **0** without Epoxy Seal

## 8. PACKAGING

**T/R** tape reel - 500 pieces per reel  
Switches are bulk packed, unless T/R is specified at the end of the part number.

Notes:

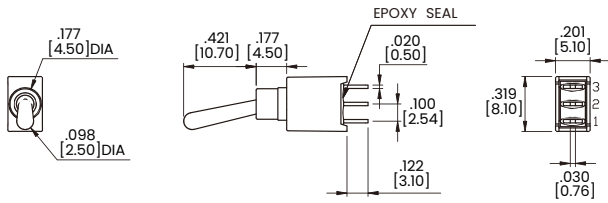
- Tin option available with PC type terminations only.
- Bushing is unthreaded .177" [4.50 mm] height
- Movable contact & terminal platings: silver over copper alloy
- Movable contact & terminal platings: gold over nickel over copper alloy
- Terminal platings: tin over nickel over copper alloy

[Configure Complete Part Number >](#)    [Browse Standard Parts >](#)

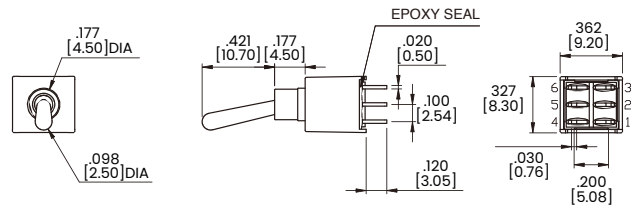
# Dimensional Specs

inches [millimeters]

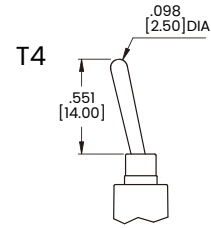
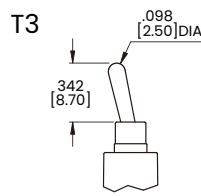
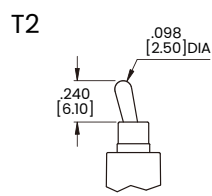
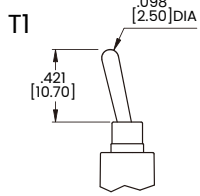
## Single Pole



## Double Pole

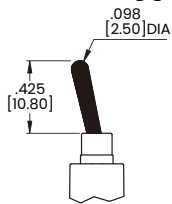


## Actuator Options

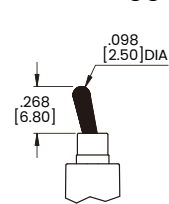


\* B4 bushing shown. Subtract 2.55mm from toggle length for B1 bushing.

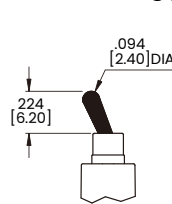
## P1 Plastic Toggle



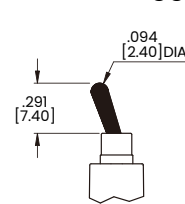
## P2 Plastic Toggle



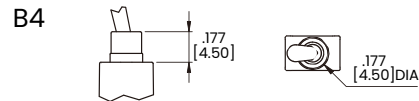
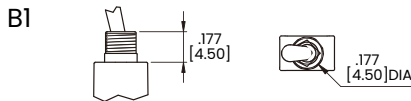
## P3 Plastic Toggle



## P4 Plastic Toggle



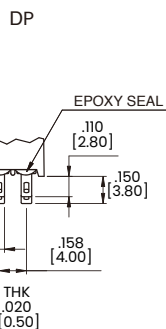
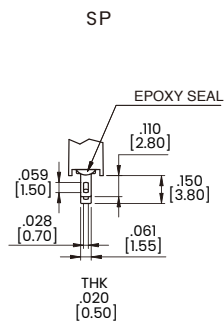
## Bushing Options



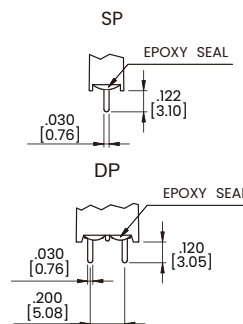
\* Subtract 2.55mm from toggle length for B1 bushing.

## Termination Options

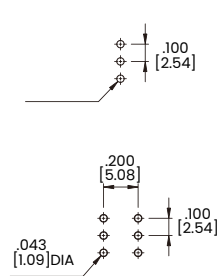
### M1 STD. Solder Lug



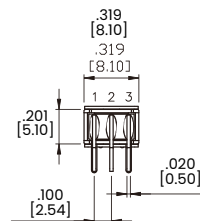
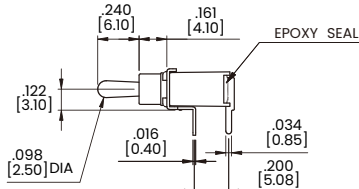
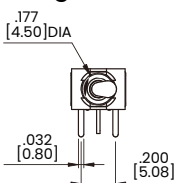
### M2 PC Thru-Hole



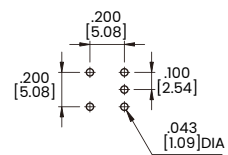
### P.C.MOUNTING



## M6 Single Pole



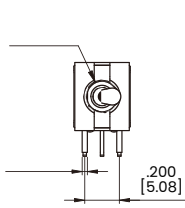
### P.C.MOUNTING



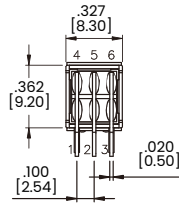
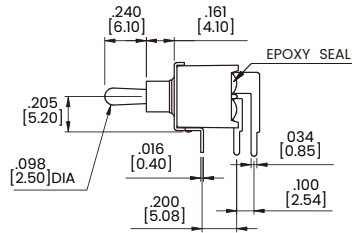
# Dimensional Specs

inches [millimeters]

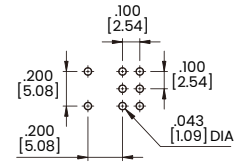
## M6 Double Pole



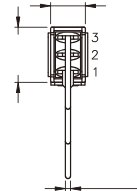
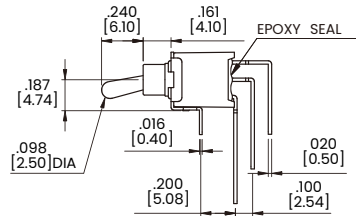
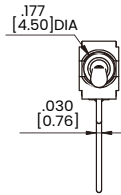
## Termination Options



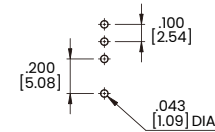
## P.C.MOUNTING



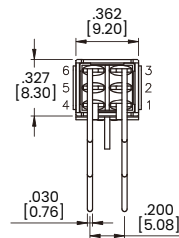
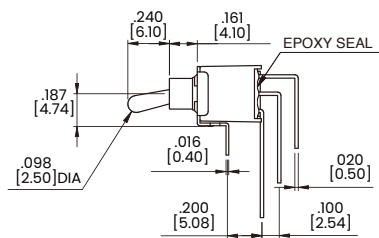
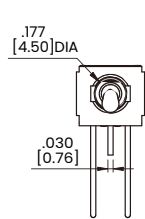
## M7 Single Pole



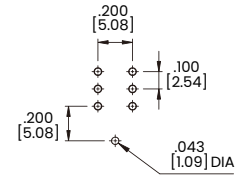
## P.C.MOUNTING



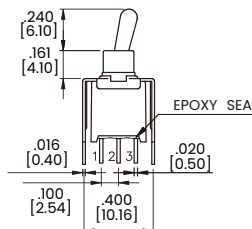
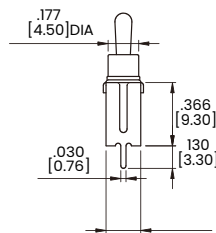
## M7 Double Pole



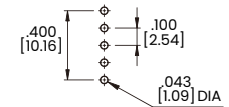
## P.C.MOUNTING



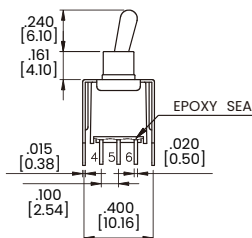
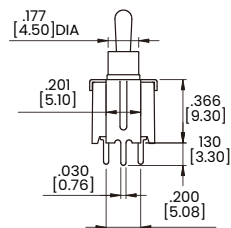
## VS2 Single Pole



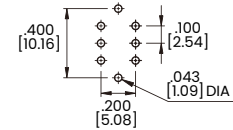
## P.C.MOUNTING



## VS2 Double Pole

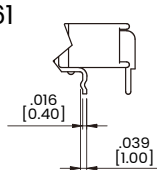


## P.C.MOUNTING

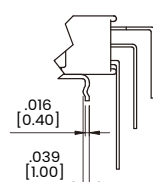


## Snap-In Termination Options

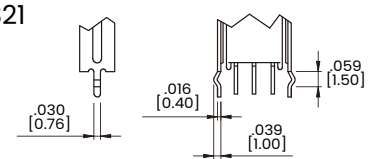
### M61



### M71



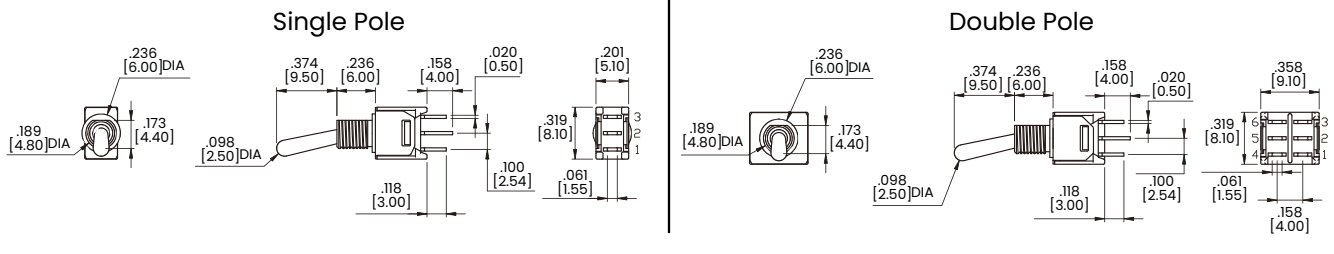
### VS21



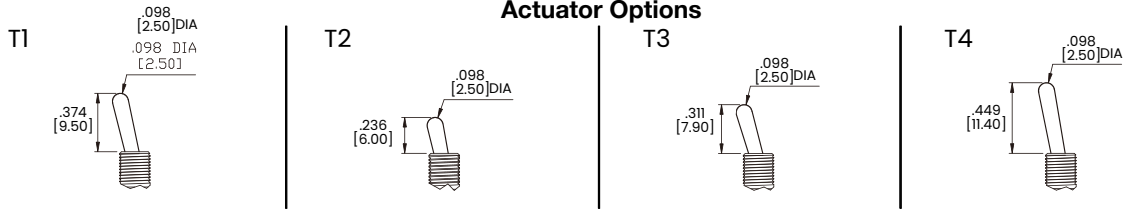
\* PC Mounting for M61,M71,VS21 refer to M6,M7,VS2 respectively.

# Dimensional Specs

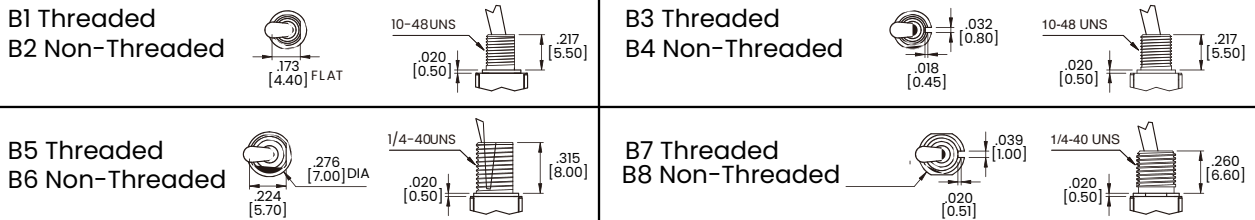
inches [millimeters]



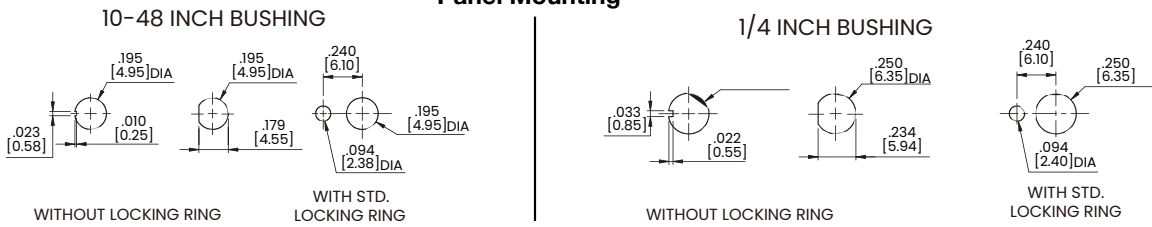
## Actuator Options



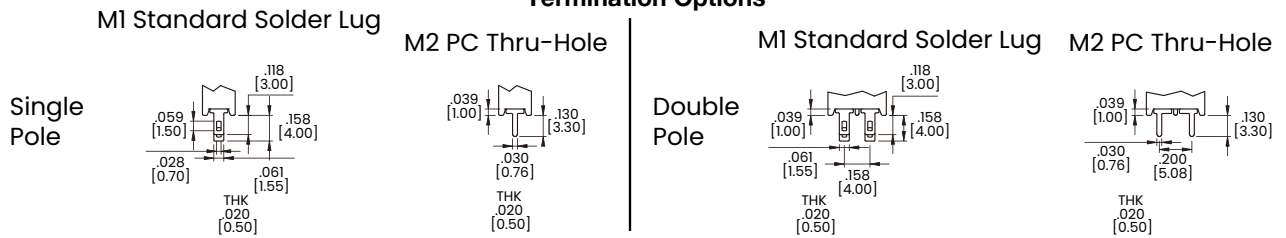
## Bushing Options



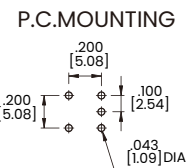
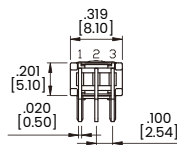
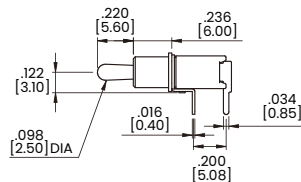
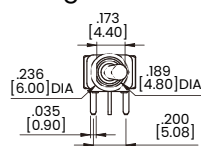
## Panel Mounting



## Termination Options



## M6 Single Pole

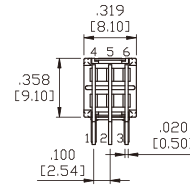
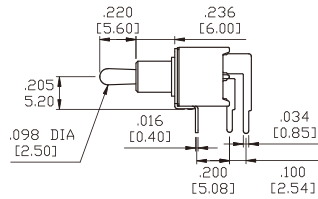
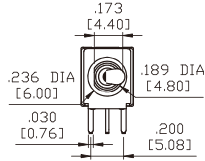


# Dimensional Specs

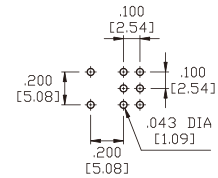
inches [millimeters]

## Termination Options

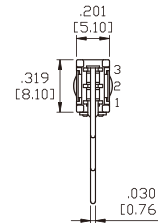
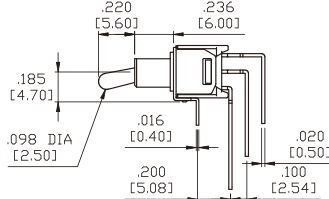
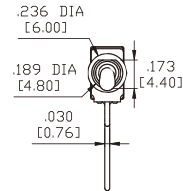
### M6 Double Pole



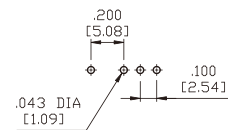
### P.C.MOUNTING



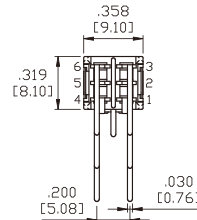
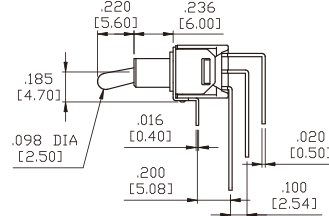
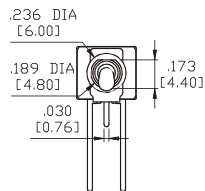
### M7 Single Pole



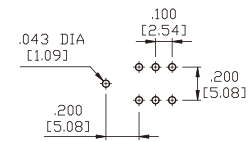
### P.C.MOUNTING



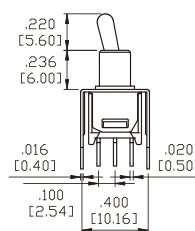
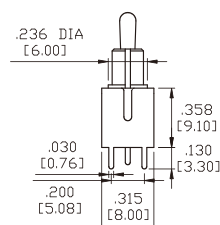
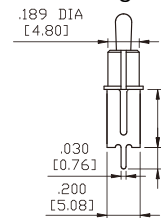
### M7 Double Pole



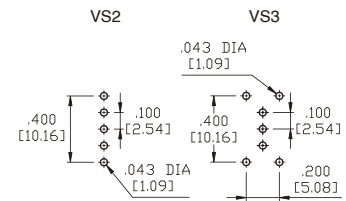
### P.C.MOUNTING



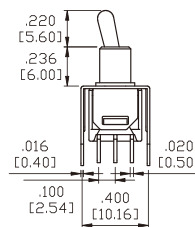
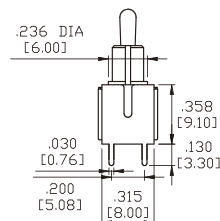
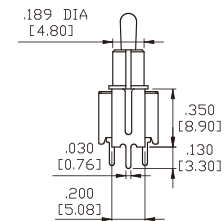
### VS2-VS3 Single Pole



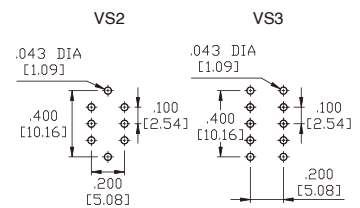
### P.C.MOUNTING



### VS2-VS3 Double Pole

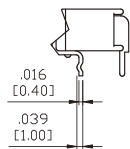


### P.C.MOUNTING

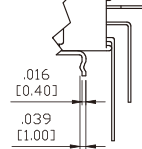


## Snap-In Termination Options

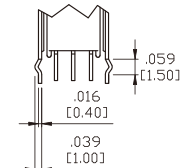
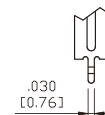
### M61



### M71



### VS21

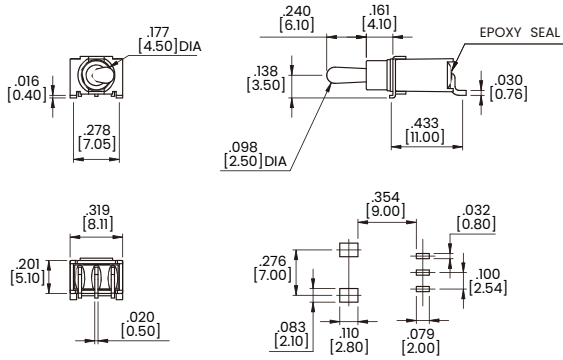


\* PC Mounting for M61, M71, VS21 refer to M6, M7, VS2 respectively.

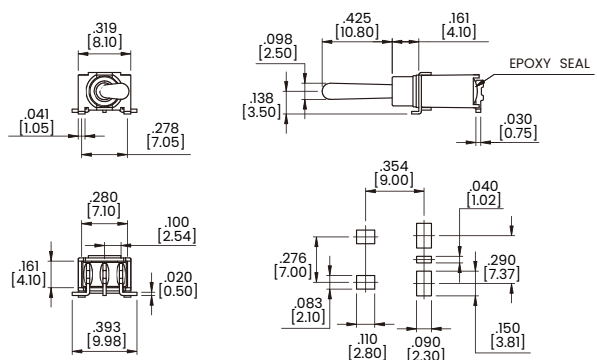
# Dimensional Specs

inches [millimeters]

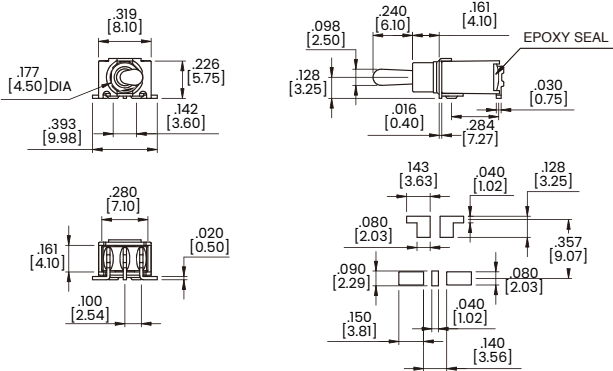
## K6 Single Pole



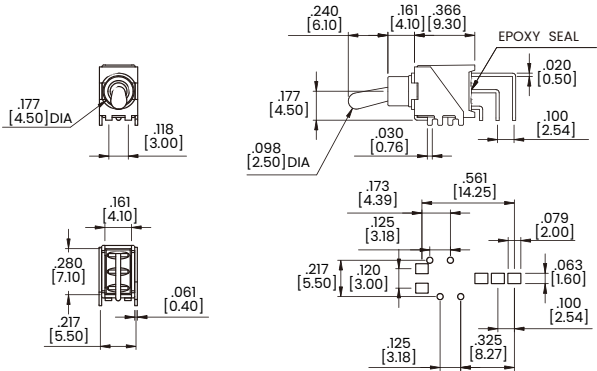
## L6 Single Pole



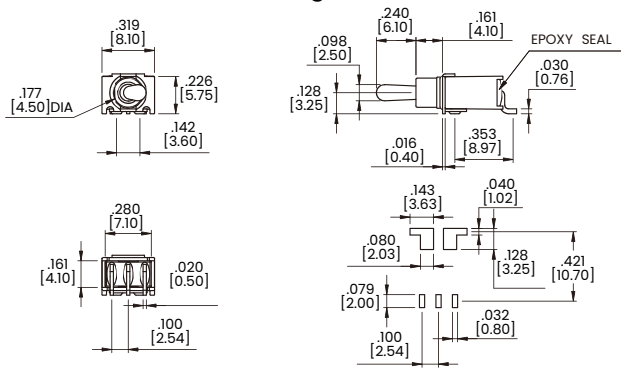
## M6 Single Pole



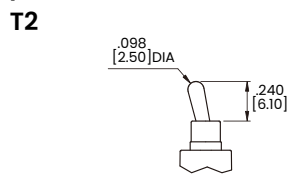
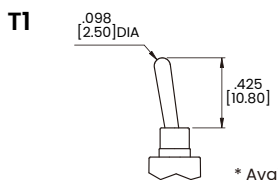
## M7 Single Pole



## S6 Single Pole

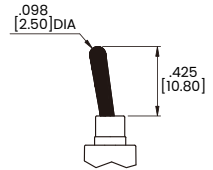


## Actuator Options

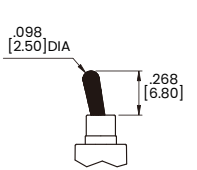


\* Available with L6, S6, K6, M7 terminals only.

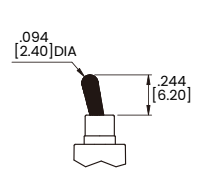
## P1 Plastic Toggle



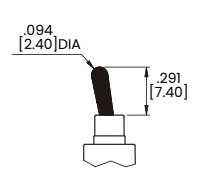
## P2 Plastic Toggle



## P3 Plastic Toggle



## P4 Plastic Toggle





## Authorized Sales Representatives and Distributors

Click on a region of the map below to find your local representatives and distributors or visit [www.carlingtech.com/findarep](http://www.carlingtech.com/findarep).



## About Carling

Founded in 1920, Carling Technologies is a leading manufacturer of electrical and electronic switches and assemblies, circuit breakers, electronic controls, power distribution units, and multiplexed power distribution systems. With six ISO9001 and IATF16949 registered manufacturing facilities and technical sales offices worldwide, Carling Technologies Sales, Service and Engineering teams do much more than manufacture electrical components, they engineer powerful solutions! To learn more about Carling please visit [www.carlingtech.com/company-profile](http://www.carlingtech.com/company-profile).

To view all of Carling's environmental, quality, health & safety certifications please visit [www.carlingtech.com/environmental-certifications](http://www.carlingtech.com/environmental-certifications).

© Carling Technologies, Inc.

9. Carling is a registered trademark of Carling Technologies, Inc. in the U.S. and other countries.