

SL1010A Series



Description

The SL1010A Series Gas Discharge Tube (GDT) offers a compact, three-terminal, surface mount component that's just 5mm in diameter. It is rated for 10 hits (± 5 repetitions) of a 5kA 8/20 μ s surge event with a low off-state capacitance of 1.5pF. Its low arc voltage parameter of 10V reduces thermal accumulation during long-term power fault events.

Agency Approvals

Agency	Agency File Number
	E128662

Features

- 5mm diameter size
- Low insertion loss
- Fast response time
- Single component balanced protector (T-grd & R-grd)
- High current rating
- Stable performance over lifetime
- Lead-free and RoHS compliant
- UL Recognized

3 Electrode GDT Graphical Symbol



Applications

- Data lines
- Broadband interfaces such as ADSL2/VDSL2
- xDSL equipment
- Satellite and CATV equipment
- General telecom equipment
- Industrial automation
- Home gateway

Additional Information



Datasheet



Resources



Samples

Electrical Characteristics

Part Number	Device Specifications (at 25°C)							Nominal Impulse Discharge Current (x10 @ 8/20µs)	Nominal Impulse Discharge Current (x1 @ 10/350µs)
	DC Breakdown in Volts ^{1,2,3} (@ 100V/s)			Impulse Breakdown in Volts ^{2,3} (@ 100V/µs)	Impulse Breakdown in Volts ^{2,3} (@ 1kV/µs)	Insulation Resistance	Capacitance (@ 1MHz 0V Bias)	Arc Voltage (on state Voltage) @ 1Amp Min	
	MIN	TYP	MAX	MAX		MIN	MAX		
SL1010A075	60	75	90	450	600	>1GΩ (at 50VDC)	<1.5 pF	~10 V	5kA
SL1010A090	72	90	108	550	700				
SL1010A170	136	170	204						
SL1010A230	184	230	276	580	750				
SL1010A350	280	350	420	850	1000				
SL1010A420	335	420	504	650	850				
SL1010A470	376	470	564	800	950				

Notes:

- At delivery AQL 0.65 level II, DIN ISO 2859
- In ionized mode, tested according to ITU-T Rec. K.12
- Comparable to the silicon measurement Switching Voltage (Vs)
- Total current through center electrode at 10kA, through side electrode respectively at 5kA

Product Characteristics

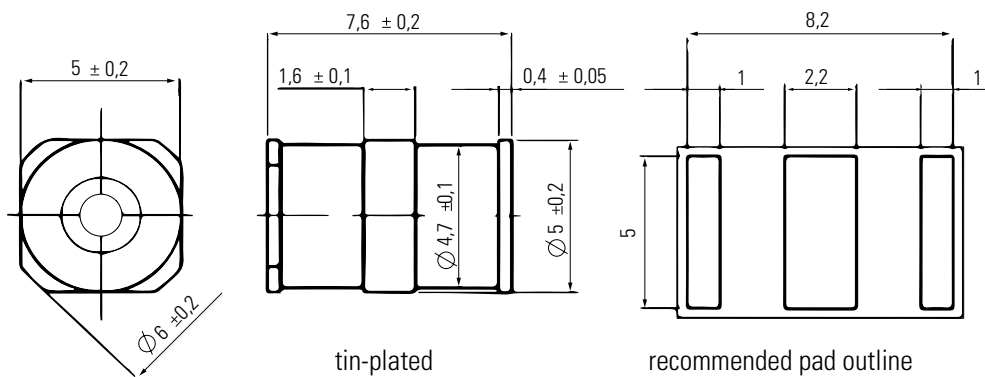
Materials	Construction: Ceramic Insulator
	Device Finish: Dull Tin-plated 17.5 +/- 12.5 microns
Product Marking	Littelfuse 'LF' Mark, voltage and date code

Glow to Arc Transition Current	~1 Amp
Glow Voltage	~60 Volts
Storage and Operational Temperature	-40 to +90°C

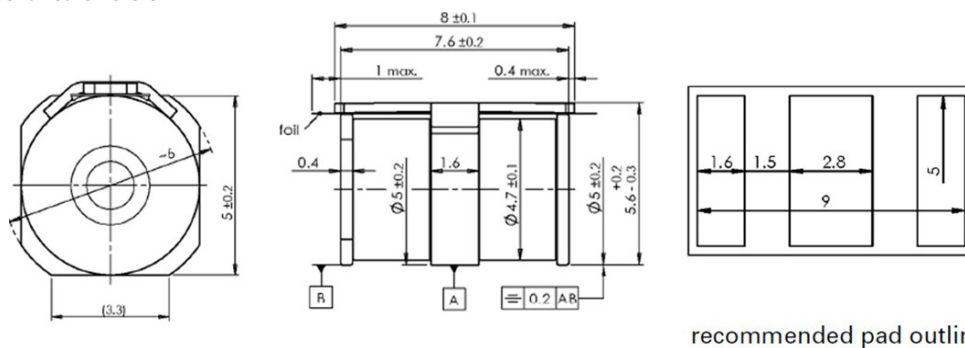
Device Dimensions

For SL1010A series:

Dimensions are in millimeters [and inches]

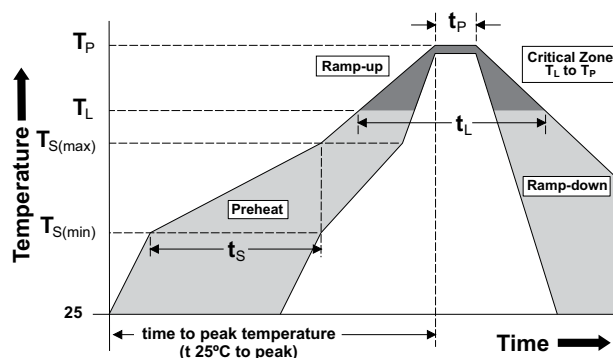


For SL1010A series failsafe version:



Soldering Parameters - Reflow Soldering (Surface Mount Devices)

Reflow Condition		Pb-free assembly
Pre Heat	- Temperature Min ($T_{s(min)}$)	150°C
	- Temperature Max ($T_{s(max)}$)	200°C
	- Time (Min to Max) (t_s)	60 – 180 seconds
Average Ramp-up Rate (Liquidus Temp (T_L) to peak)		3°C/second max.
$T_{s(max)}$ to T_L - Ramp-up Rate		5°C/second max.
Reflow	- Temperature (T_L) (Liquidus)	217°C
	- Temperature (t_L)	60 – 150 seconds
Peak Temperature (T_P)		260 ^{+0/-5} °C
Time within 5°C of Actual Peak Temperature (t_p)		10 – 30 seconds
Ramp-down Rate		6°C/second max.
Time 25°C to Peak Temperature (T_P)		8 minutes max.
Do not exceed		260°C

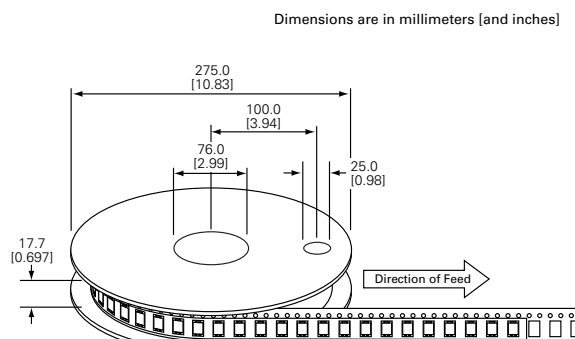
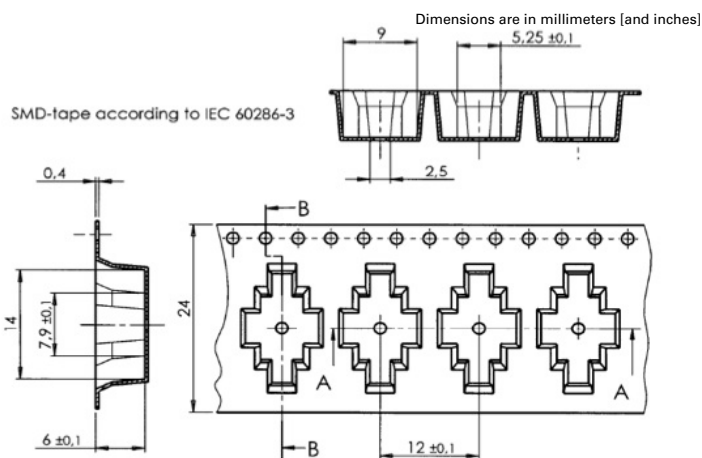


Soldering Parameters - Hand Soldering

Solder Iron Temperature: 350° C +/- 5°C
Heating Time: 5 seconds max.

Packaging

'SM' Type Surface Mount Items: Packaged tape and reel carrier, 900 pcs/reel (specifications below)



Part Numbering System and Ordering Information

SL1010A **XXX** **XX**

SL1010A Series

Voltage

Pin Configuration

F = with Failsafe (Packed in carrier and tape, 900pcs/reel)
SM = Surface Mount (Packed in carrier and tape, 900pcs/reel)
SMF= Surface Mount with Failsafe (Packed in carrier and tape, 900pcs/reel)

Mouser Electronics

Authorized Distributor

Click to View Pricing, Inventory, Delivery & Lifecycle Information:

[Littelfuse:](#)

[SL1010A470SM](#) [SL1010A350SMF](#) [SL1010A170SMF](#) [SL1010A230SM](#) [SL1010A230SMF](#) [SL1010A090SMF](#)
[SL1010A090SM](#) [SL1010A170SM](#) [SL1010A350SM](#) [SL1010A470SMF](#)