Jieying Communication Technology (Shenzhen) Co., Ltd.
http://www.jytxjs.cn

RF Transformer

JY-TCM2-43X+

Features
- wide bandwidth 10 to 4000 MHz
- balanced transmission line
- excellent return loss
- aqueous washable

Applications
- PCS
- wideband push-pull amplifiers
- cellular

Electrical Schematic

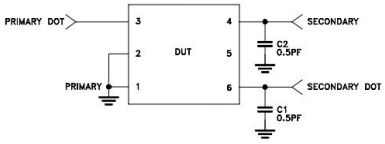



50Ω 10 to 4000 MHz

Electrical Specifications at 25°C

Parameter	Frequency(MHz)	Min.	Typ.	Max.	Unit
Impedance Ratio	-	-	2	-	-
Frequency Range	-	10	-	4000	Mhz
Insertion Loss	10-4000	-	1.3	3.0	dB
Amplitude Unbalance	10-4000	-	0.5	-	dB
Phase Unbalance	10-4000	-	7	-	Degree

Maximum Ratings

Operating Temperature	-40°C to 85°C
Storage Temperature	-55°C to 100°C
RF Power Input*	0.4W
DC Current	30mA

Permanent damage may occur if any of these limits are exceeded.

Pid Connections

PRIMARY DOT	3
PRIMARY	1,2
SECONDARY DOT	6
SECONDARY	4
GND	1,2
NOT USED	5

Typical Performance Data
(TEST CONDITIONS: INPUT POWER = 0dBm @Temperature = +25°C)

FREQUENCY (MHz)	INSERTION LOSS (dB)	INPUT R. LOSS (dB)	AMPLITUDE UNBALANCE (dB)	PHASE UNBALANCE (Deg.)
10	1.88	15.46	0.08	0.74
100	1.76	15.22	0.03	1.07
500	1.61	14.98	0.24	4.40
1000	1.35	15.87	0.32	5.96
1500	1.17	17.86	0.09	6.73
2000	1.09	21.30	0.23	7.01
2500	1.11	24.93	0.52	7.71
3000	1.17	25.06	0.82	6.95
3500	1.26	23.10	0.79	5.04
4000	1.55	16.24	0.81	3.16

Config. K

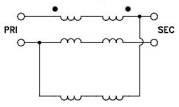

Outline Drawing

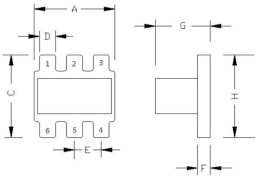

PCB Land Pattern

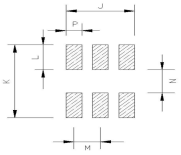

Suggested Layout,Tolerance to be within ±0.02

Outline Dimensions：Unit (mm)

A	3.81	C	3.81	D	0.76
E	1.27	F	0.61	G	2.61
H	3.81	J	3.30	K	4.83
L	1.65	N	1.53	M	1.27
WT		0.15g		P	0.76

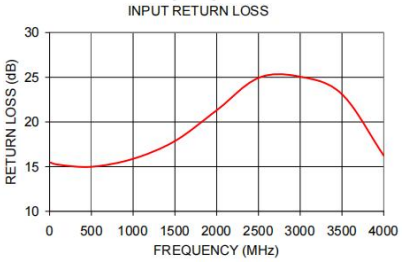

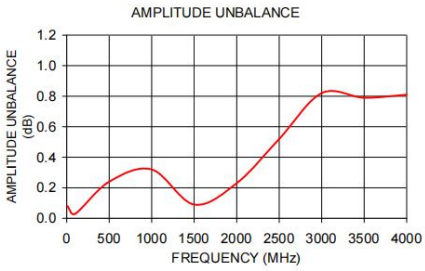

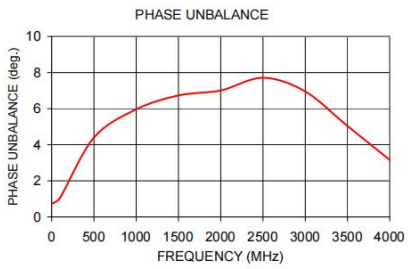

Suggested PCB Layout

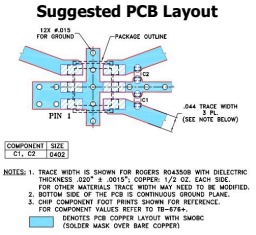

JY-TCM2-43X+

Tel : +86 0755-27881106
Fax : +86 0755-27597069
Add : 806 Building B7, Tianrui Industrial Park, Fuyong Street, Baoan District, Shenzhen