Jieying Communication Technology (Shenzhen) Co., Ltd.
http://www.jytxjs.cn

Bandpass Filter

JY-BFCN-3700+

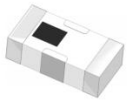

50Ω 3000 to 4600 MHz

Features
- excellent power handling
- small size
- temperature stable
- LTCC construction , and has good moistureresistance, corrosion resistance, high reliability.

Applications
- Harmonic rejection
- Transmitters / Receivers

Electrical Specifications at 25°C

Parameter		Frequency(MHz)	Min.	Typ.	Max.	Unit
Pass Band	Center Frequency Insertion Loss VSWR	 3000-4600 3000-4600	 - -	3700 2.0 1.5	 3.5 2.5	MHzd B :1
Stop Band, Lower	Insertion Loss VSWR	2100 2100	21 -	28 23	- -	dB :1
Stop Band, Upper	Insertion Loss VSWR	5600-8000 5600-8000	20 -	25 16	- -	dB :1

Maximum Ratings

Operating Temperature	-55°C to 100°C
Storage Temperature	-55°C to 100°C
RF Power Input*	3W .at 25°C

*Passband rating, derate linearly to 1W at 100°C ambient
Permanent damage may occur if any of these limits are exceeded.

Pin Connections

RF IN	1
RF OUT	3
GROUND	2,4

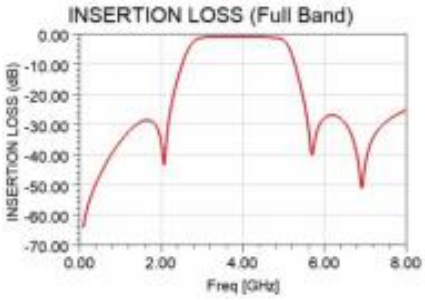

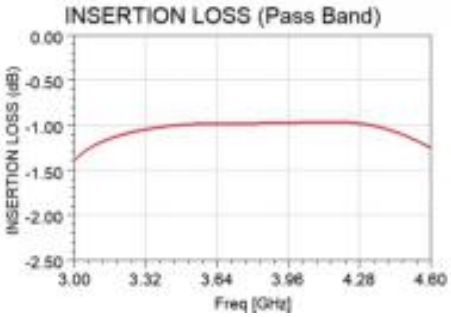

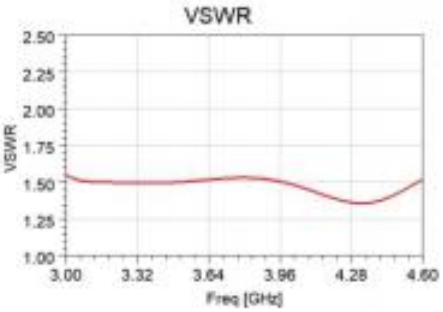

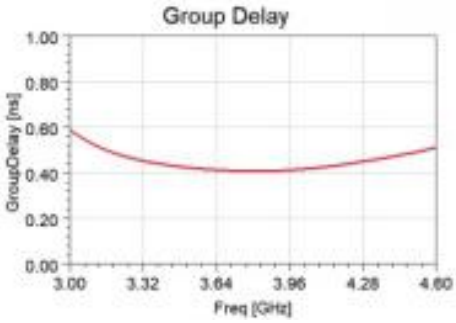

Outline Drawing

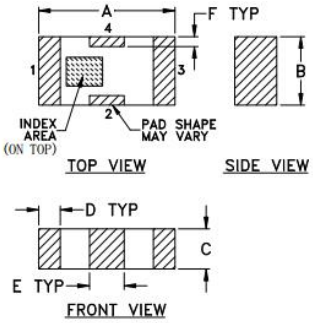

PCB Land Pattern

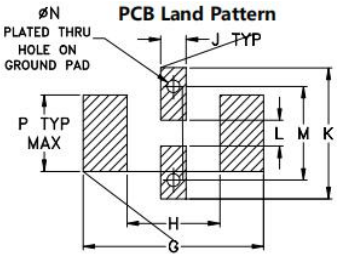

Suggested Layout
Tolerance to be within ±0.02

Outline Dimensions: Unit (mm)

A	3.20	B	1.60	C	0.95
D	0.51	E	0.81	F	0.23
G	4.29	H	2.21	J	0.61
K	3.10	L	0.61	M	2.21
N	0.30	P	1.8	wt	0.02g

Suggested PCB Layout

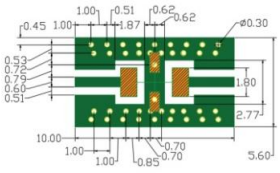

NOTES: 1. COPLANAR WAVEGUIDE PARAMETERS ARE SHOWN FOR ROGERS RO4350 WITH THICKNESS .508" ± .0015". COPPER: 1/2 OZ. EACH SIDE. FOR OTHER MATERIALS TRACE WIDTH & GAP MAY NEED TO BE MODIFIED.
2. BOTTOM SIDE OF THE PCB IS CONTINUOUS GROUND PLANE.

DENOTES PCB COPPER LAYOUT WITH SMOBC (SOLDER MASK OVER BARE COPPER)

DENOTES COPPER LAND PATTERN FREE OF SOLDER MASK

Functional Schematic

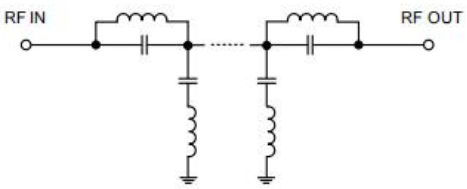

Tel : +86 0755-27881106
Fax : +86 0755-27597069
Add : 806 Building B7, Tianrui Industrial Park, Fuyong Street, Baoan District, Shenzhen