# Engineer Drawing

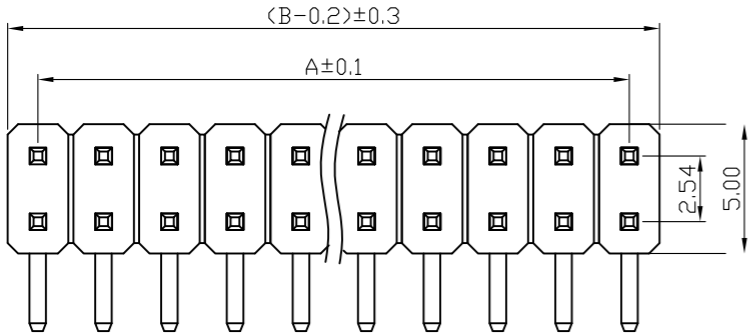


## SPECIFICATIONS

Current Rating: 3Amps
Insulation Resistance: 1000MΩ Min
Contact Resistance: 20MΩ Max
Withstanding Voltage: AC 1000V
Operation Temperature: -40° to+105°
Contact Material: Brass
Standard: PA6T
Insrlator Material: Polyester(UL 94V-0)
Contact Plating: Gold Flash
Max.Processing Temp: 240° C for30-60seconds
(260° C for5seconds)

IPCP 127 M XX X X XX X
① ② ③ ④ ⑤ ⑥ ⑦ ⑧

①Series Type
②Pitch
③Connector Code
④Pin Code
⑤Material Code
⑥Appereace Code
⑦Serial Code
⑧Other Code

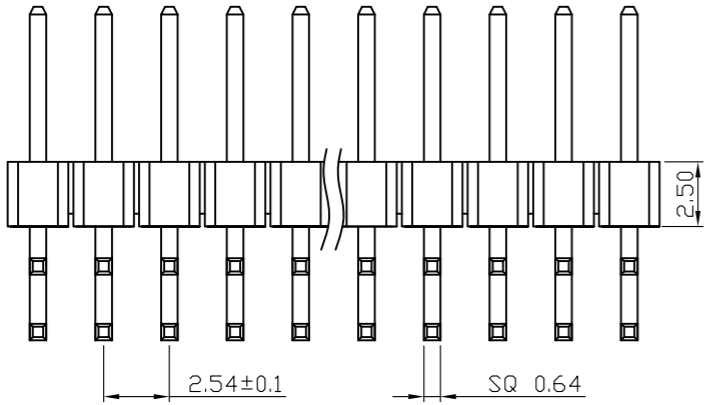


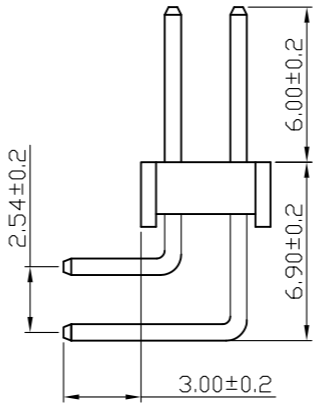


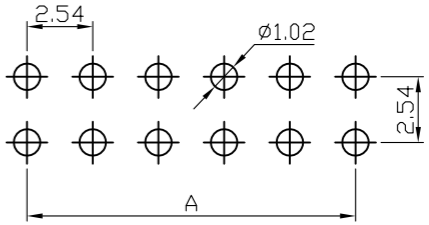


RECOMMEND P.C.B LAYOUT
PCB TOLERANCE: ±0.05 (TOP VIEW)

| No. of | DIM. A | DIM. B | No. of | DIM. A | DIM. B | No. of | DIM. A | DIM. B | No. of | DIM. A | DIM. B |
|---|---|---|---|---|---|---|---|---|---|---|---|
| 1 | 0.00 | 2.54 | 11 | 25.40 | 27.94 | 21 | 50.80 | 53.34 | 31 | 76.20 | 78.74 |
| 2 | 2.54 | 5.08 | 12 | 27.94 | 30.48 | 22 | 53.34 | 55.88 | 32 | 78.74 | 81.28 |
| 3 | 5.08 | 7.62 | 13 | 30.48 | 33.02 | 23 | 55.88 | 58.42 | 33 | 81.28 | 83.82 |
| 4 | 7.62 | 10.16 | 14 | 33.02 | 35.56 | 24 | 58.42 | 60.96 | 34 | 83.82 | 86.36 |
| 5 | 10.16 | 12.70 | 15 | 35.56 | 38.10 | 25 | 60.96 | 63.50 | 35 | 86.36 | 88.90 |
| 6 | 12.70 | 15.24 | 16 | 38.10 | 40.64 | 26 | 63.50 | 66.04 | 36 | 88.90 | 91.44 |
| 7 | 15.24 | 17.78 | 17 | 40.64 | 43.18 | 27 | 66.04 | 68.58 | 37 | 91.44 | 93.98 |
| 8 | 17.78 | 20.32 | 18 | 43.18 | 45.72 | 28 | 68.58 | 71.12 | 38 | 93.98 | 96.52 |
| 9 | 20.32 | 22.86 | 19 | 45.72 | 48.26 | 29 | 71.12 | 73.66 | 39 | 96.52 | 99.06 |
| 10 | 22.86 | 2 .40 | 20 | 48.26 | 50.80 | 30 | 73.66 | 76.20 | 40 | 99.06 | 101.60 |

TOLERANCES:
X.=±0.30
X.X=±0.25
X.XX=±0.20
GENERAL ANGLE
X°=±5°
X.X°=±1°
X.XX°=±0.5°

iNCP

www.i-ncp.com

PART NO:
IPCP254M xx 28R

NAME:
2.54PH H2.5 2xnPin 90° PC3.0 PA6.0 PB6.9 L13.8/18.8 6T 弯凹面

DRAWING NO
IPCP254M28R

SHEET 1 OF 1

UNITS:mm SCALE:1:1 REV.01