SIGN	DATE	DESCRIPTION	APPROVER
1	10/14'08	將Body底部方槽改為φ3.0圓孔形	Kind
2	09/05/26	Voltage & Current changed from 300V,25A to 300V,30A	Eris
3	09/05/26	wire range changed from 22-14 AWG to 10-22 AWG	Eris
4	09/05/26	add Safety Approval	Eris
5	10/22'12	Change the screw plating specification	Jacky
6	10/22'12	Add the view	Jacky
7	10/22'12	Change the dimensional tolerance	Jacky
8	10/22'12	Change the electrical specification	Jacky
9	10/22'12	Add the dimensional label	Jacky

THIS IS CAD DRAWING, DO NOT REVISE MANUALLY!!!

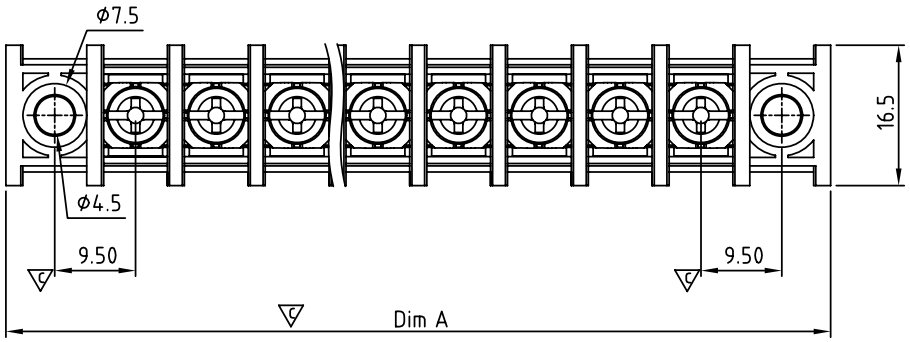

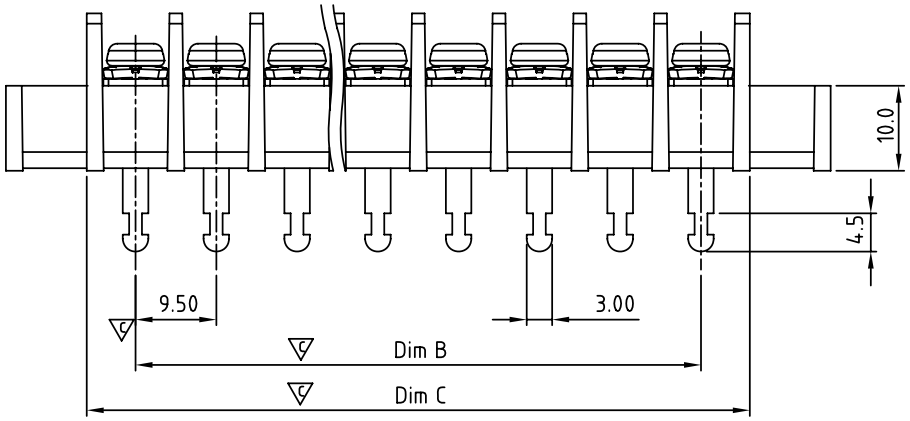

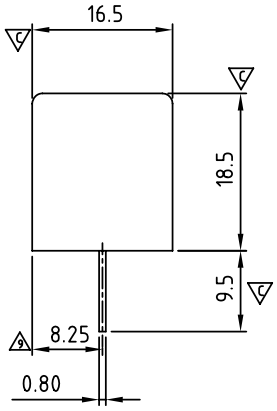

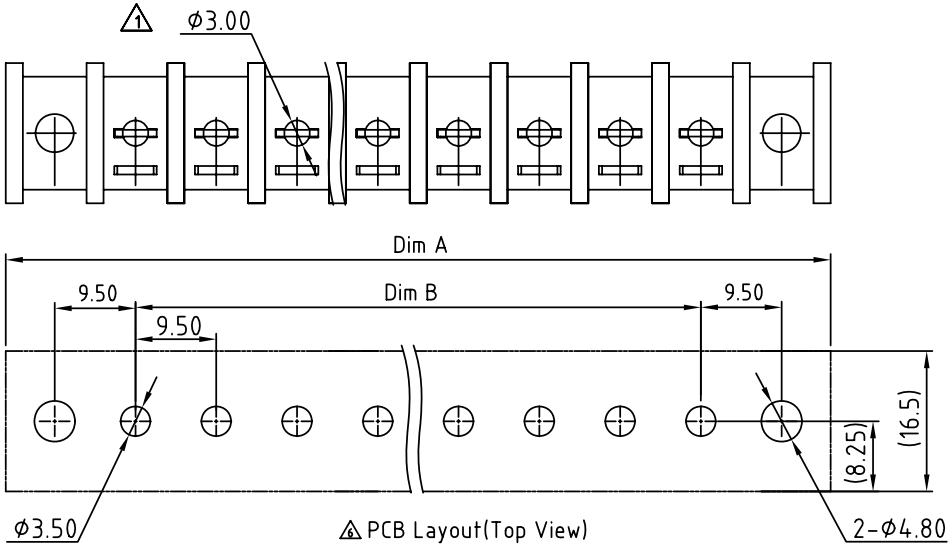

Dimension A&B&C

DIM A	(N+2)×9.5+2.0
DIM B	(N-1)×9.5
DIM C	N×9.5+2.0

N=Number of contacts

7

DimensionA&B&C	Tolerance
>6~30	±0.30
>30 ~120	±0.40
>120~400	±0.60

8 MATERIALS ELECTRICAL

2 RATED VOLTAGE & CURRENT:	300 V, 25A
WITHSTAND VOLTAGE:	AC 2000 V/Min
INSULATION RESISTANCE:	1000 MΩ OR MORE AT DC 500 V
OPERATING TEMPERATURE RANG:	-40 °C ~+115 °C
SCREW TORQUE VALUE:	8.8 Lb-In.
3 WIRE RANGE:	14-22 AWG
1) MOLDED PARTS:	Thermoplastic, UL 94 V-0 BLACK
2) TERMINAL:	BRASS, 0.8t, Tin PLATED
5 3) TERMINAL SCREWS:	STEEL, M3.5

4 APPROVAL: (c UL us) PENDING

PART NO.:

Critical dimension: C

YK 516 xx 3 x x 00G

NO. OF POLES
- 02: 2 POLES
- 03: 3 POLES
- 04: 4 POLES
- :
- 30: 30 POLES

MARK
- 0: "@" MARK
- 1: "ANY" MARK

G:RoHS compliant(lead<4%) in copper alloy

TERMINAL & SCREW PLATED
- 0: TERMINAL & SCREW: G/F
- 5 1: TERMINAL: G/F, SCREW: Zinc
- 2: TERMINAL: Sn, SCREW: G/F
- 5 3: TERMINAL: Sn, SCREW:Zinc

ANYTEK

CUSTOMER COPY

ALL RIGHTS RESERVED. REPRODUCTION OR ISSUE TO THIRD PARTIES IN ANY FORM WHATEVER IS NOT PERMITTED WITHOUT WRITTEN AUTHORITY FROM THE PROPRIETOR. PROPERTY OF ANYTEK TECHNOLOGY CO., LTD

TITLE	YK-516 W/Flange Series				
PART NO.	YK516xx3xx00G			DWG NO.	8YK0002-516
APPROVED	CHECKED	DESIGNED	DRAWN	CUST NO.	
		Jacky 2012.10.22	Jacky 2012.10.22	UNIT: mm / SCALE: NONE / SHEET: 01/01 / REV.: F	

Tolerance	
X.	±0.50
X.X	±0.30
X.XX	±0.10
X°	±1°