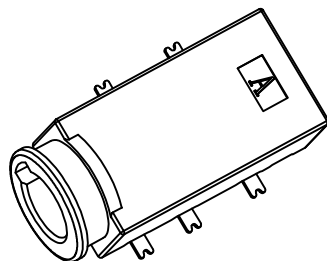
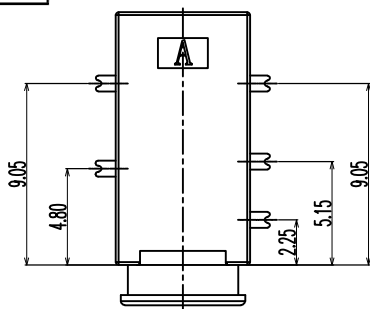
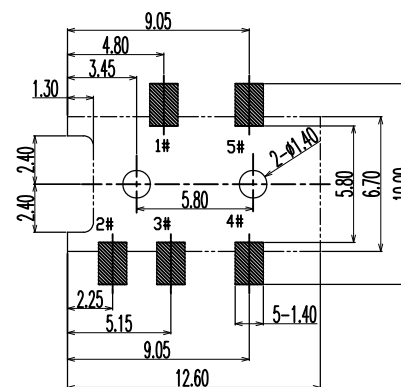
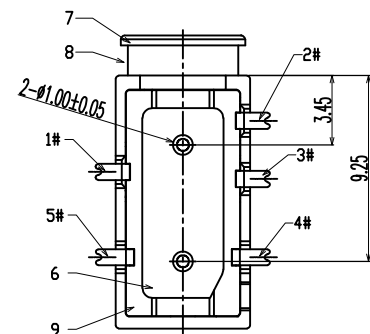
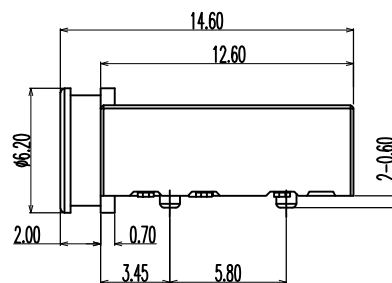
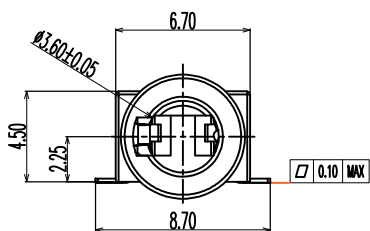


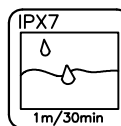
RoHS  
Compliant



3D VIEW



PCB LAYOUT (TOP VIEW)  
TOLERANCE: ±0.05

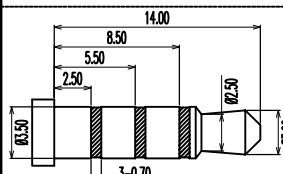


ZONE	E C N . N O .	DESCRIPTION	DRAWING	DATE
A		INITIAL	林生财	2020.02.18

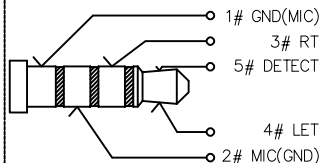
#### NOTES

1. CURRENT RATING: 1A.
2. CONTACT RESISTANCE: 100mΩ MAX.
3. INSULATION RESISTANCE: 100MΩ MIN.
4. DIELECTRIC WITHSTANDING: 500V AC MIN.
5. DURABILITY: 5000 CYCLES MIN.
6. CONNECTOR MATING FORCES: 3~30N.
7. CONNECTOR UNMATING FORCES: 3~30NX.
8. SALT SPRAY: 24HOUR
9. WATERPROOF LEVEL: IP67.
10. OPERATING TEMPERATURE: -25°C TO +85°C.

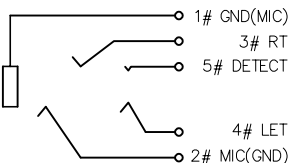
Not to install the waterproof ring shipment



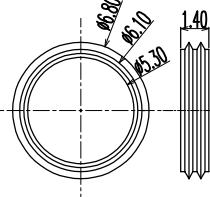
Ø3.5mm 4 POLE PLUG DETAIL



Ø3.5mm 4 POLE PLUG SCHEMATIC



SCHEMATIC



BLACK WATERPROOF RING

	GLUE	EPOXY	COLOR BLACK	1
	WATERPROOF RING	SILICONE	COLOR BLACK	1
	HOUSING	HIGH TEMPERATURE	COLOR BLACK	1
	COVER	HIGH TEMPERATURE	COLOR BLACK	1
	TERMINAL 5#	STAINLESS STEEL	NICKEL UNDERPLATING OVERALL, GOLD FLASH PLATING ON THE SOLDER & CONTACT AREA	1
4	TERMINAL 4#	STAINLESS STEEL	NICKEL UNDERPLATING OVERALL, GOLD FLASH PLATING ON THE SOLDER & CONTACT AREA	1
3	TERMINAL 3#	PHOSPHOR BRONZE	NICKEL UNDERPLATING OVERALL, GOLD FLASH PLATING ON THE SOLDER & CONTACT AREA	1
2	TERMINAL 2#	PHOSPHOR BRONZE	NICKEL UNDERPLATING OVERALL, GOLD FLASH PLATING ON THE SOLDER & CONTACT AREA	1
1	TERMINAL 1#	STAINLESS STEEL	NICKEL UNDERPLATING OVERALL, GOLD FLASH PLATING ON THE SOLDER & CONTACT AREA	1
NO.	DESCRIPTION	MATERIAL	REMARKS	QTY

**KKG**

DRAWING:	林生财	DATE:	2020.02.18	SCALE	1:1
CHECK:	李宏鑫	DATE:	2020.02.18	MATERIAL	*
APPROVAL:	杨进宝	DATE:	2020.02.18	DWG. NO.	
DRAWING NO.	PJ3.5-05SBAP-A			SHEET	1/1

PART NAME	WATERPROOF Ø3.5 PHONE JACK	TOLERANCE UNLESS	0.0±0.25	0.°±2°	UNIT:	
PART NO.	PJ3.5-05SBAP-A	OTHERWISE SPECIFIED:	0.00±0.	0.0°±1°	mm	

			0.000±0.	0.00°±0.5°	
--	--	--	----------	------------	--