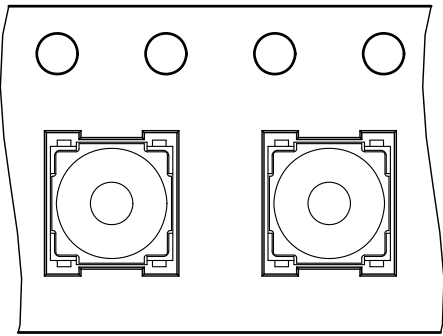
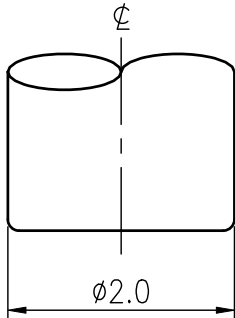


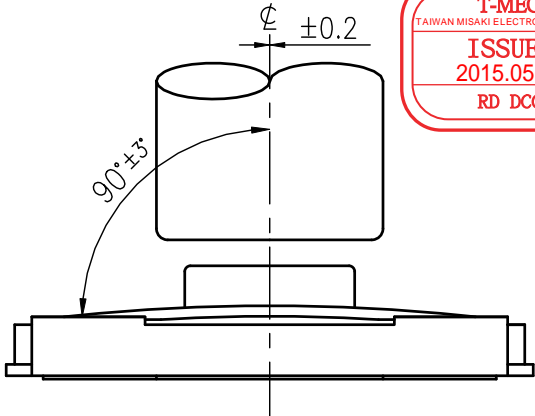
RoHS Compliant



CARRIER TAPE



SHAPE OF KEYING TIP

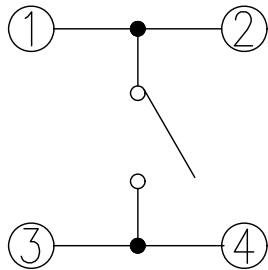


RESTRICTION IN OPERATION

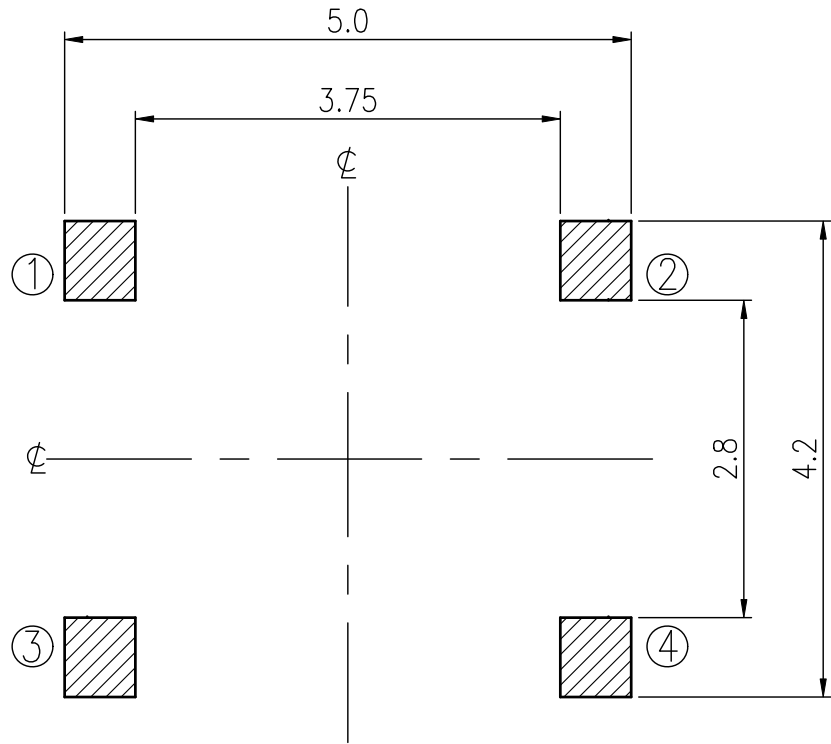
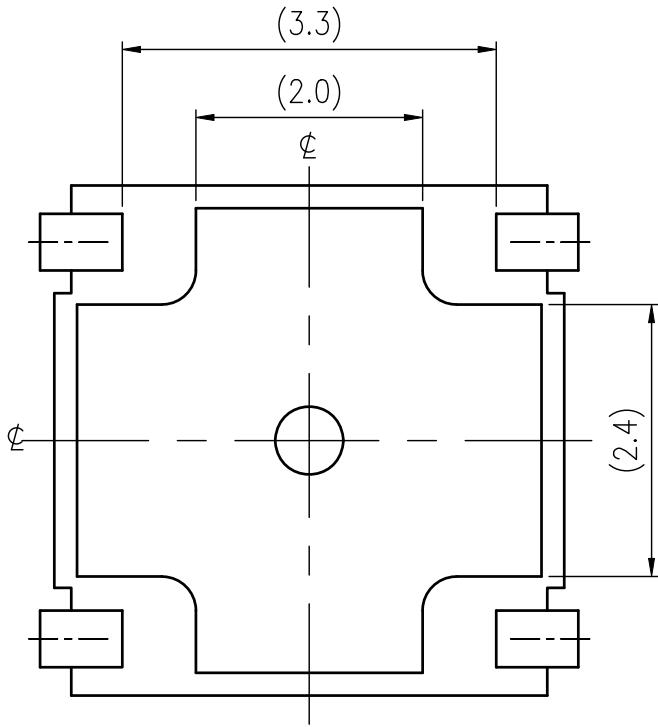
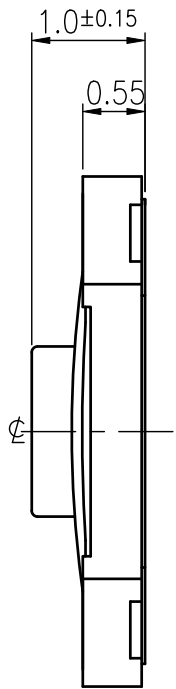
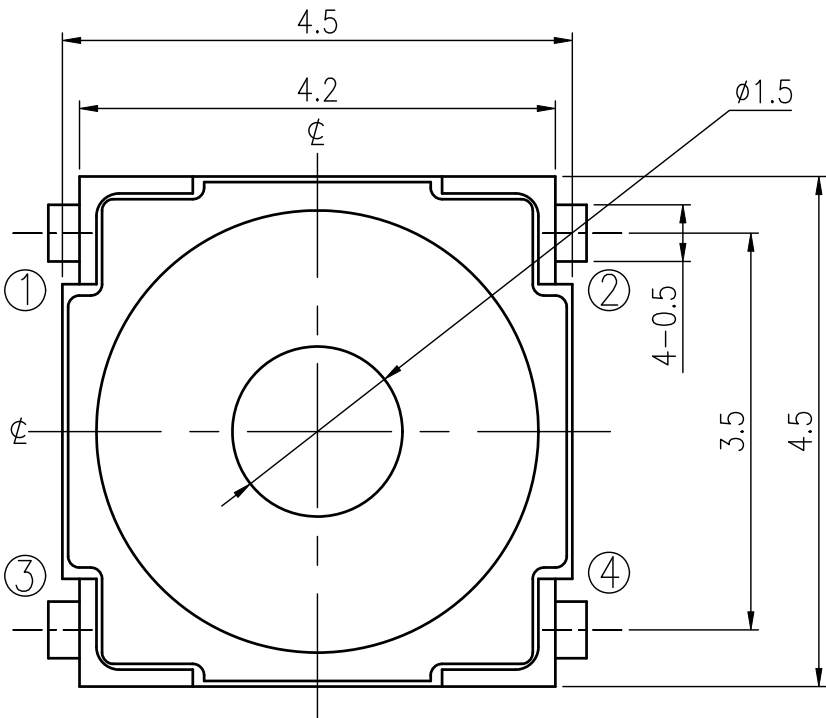
T-MEC  
TAIWAN MISAKI ELECTRONICS CO., LTD.  
ISSUED  
2015.05.12  
RD DCC

REVISIONS							
Rev	DESCRIPTION	DATE	DRAWER	Rev	DESCRIPTION	DATE	DRAWER
A	Initial Drawing	2015.04.14	Jane Shen	C			
B				D			

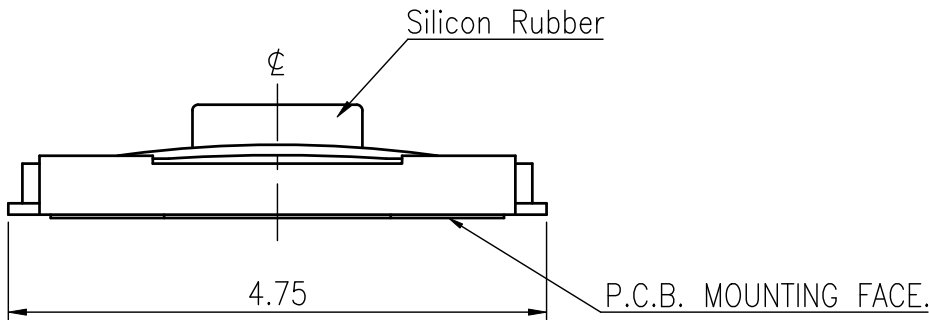
SPECIFICATIONS			
RATING	DC12V 50mA	TIMING	
CONTACT RESISTANCE	100m $\Omega$ MAX.	OPERATION (TORQUE)	260±80 gf
INSULATION RESISTANCE	DC500V-100M $\Omega$ MIN.	STROKE (ANGLE)	0.2 <sup>+0.15</sup> mm
WITHSTAND VOLTAGE	AC250V-1 MINUTE	CONTACT RESISTANCE	2 $\Omega$ MAX.
REMARKS:		(AFTER 200,000 CYCLES LIFE TEST)	



SCHEMATIC



REFERENCE LAND FORM



TOLERANCES UNLESS OTHERWISE SPECIFIED ±0.1			SIGNATURES		DATE	MODEL
			DRAWER	Jane Shen	2015.04.14	TACT SWITCH
			CHECKED	Jamie Li	2015.04.30	
	UNIT mm	SCALE 15/1	REVIEWED			NO. ETC033-XK1G-C260T
			APPROVALS		Dennis Hung 2015.04.30	

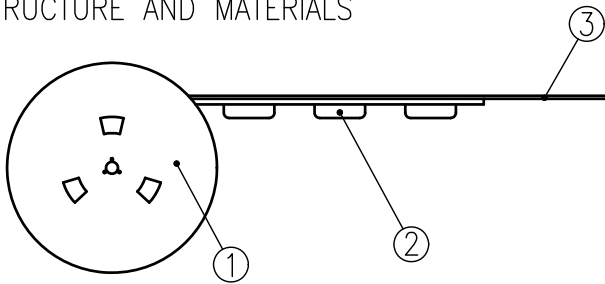
TAIWAN MISAKI ELECTRONICS CO., LTD.



# THE PACKING SPECIFICATIONS

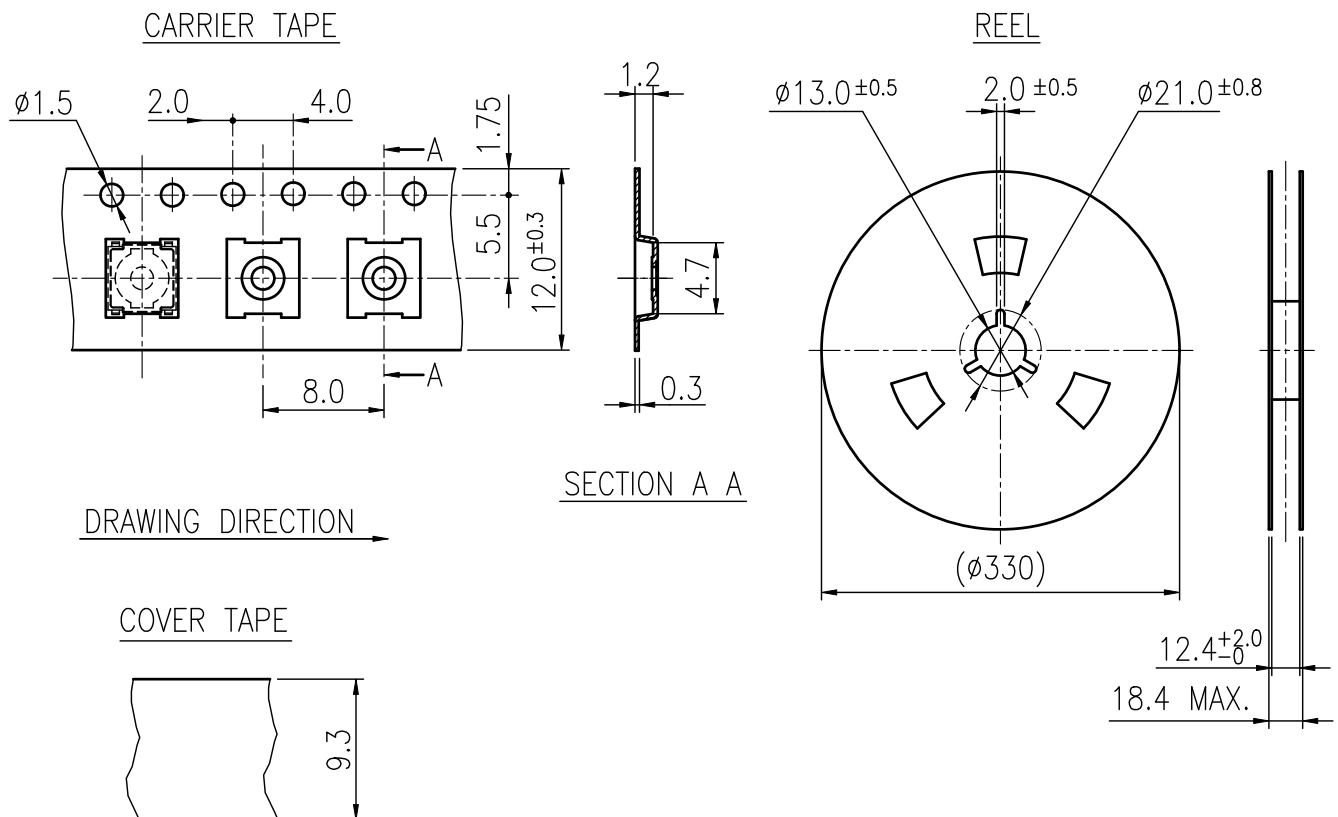
RoHS Compliant

## 1.STRUCTURE AND MATERIALS



③	COVER TAPE	POLYESTER
②	CARRIER TAPE	POLYSTYRENE
①	REEL	POLYSTYRENE
NO.	PARTS NAME	MATERIALS

- PACKAGING QUANTITY : 5,500 PCS/REEL
- MORE THAN 10 EMPTY POCKETS SHOULD BE REMAINED AT BOTH ENDS OF THE CARRIER TAPE FOR EACH REEL.
- SHORTAGE LESS THAN 10 PCS A REEL IS ACCETABLE BUT MORE THAN 3 RUNNING POCKETS SHORTAGE IS NOT ALLOWED.
- STRIPPING STRENGTH OF COVER TAPE IS BETWEEN 10 gf TO 70 gf AND STRIPPING ANGLE SHOULD BE WITHIN 165° ~ 180° .
- THE PRODUCT IN THE POCKET OF CARRIER TAPE SHOULD BE PLACED IN A SPECIFIED CORRECT POSITION.
- TAPE AND REEL PER EIA-481.
- DIMENSIONS :



				APPROVED BY	REVIEWED BY	CHECKED BY	DESIGNED BY	MODEL NO.
							Jane Shen	NTC033-XK1G-C260T
							2013.12.12	PAGINATE.
								1/1
								SPEC NO.
								P-667
SYM	DISCRPTION	DATE	APPROVED					

TAIWAN MISAKI ELECTRONICS CO.,LTD.