

叠层片式陶瓷电感—SDCL0603Q – T02B03 系列

Multilayer Chip Ceramic Inductor – SDCL0603Q – T02B03 Series



工作温度
Operating Temp

- ◆ -55°C ~+125°C (Including self-heating)

特征
Features

- ◆ 迭层独石结构、高度可靠性
- ◆ 高自谐振频率
- ◆ 良好的可焊性和耐焊性
- ◆ 高的 Q 值
- ◆ Monolithic structure for high reliability
- ◆ High self-resonant frequency
- ◆ Excellent solderability and high heat resistance
- ◆ High Q factor

用途
Applications

- ◆ 通讯电子设备等的射频线路
- ◆ RF circuit in telecommunication and other equipments

产品型号
Product Identification



1 分类 Type

SDCL	片式陶瓷体电感 Chip Ceramic Inductor
------	----------------------------------

2 外形尺寸 (L×W) (mm)
External Dimensions (L×W) (mm)

0603 [0201]	0.6×0.3
-------------	---------

3 特性代号 Characteristics Code

Q

6 包装 Packing

T	编带 Tape & Reel
---	----------------

4 公称电感量 Nominal Inductance

Example	Nominal Value
3N9	3.9nH
10N	10nH

※R= 小数点, N=nH

5 电感公差 Inductance Tolerance

B	±0.1nH
C	±0.2nH
S	±0.3nH
H	±3%
J	±5%

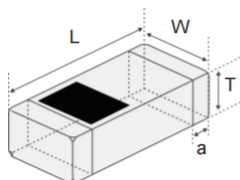
7 系列代号 Serial Code

02

8 内部代号 Internal Code

B03

外观尺寸
Shape and Dimensions



Unit: mm [inch]

Type	L	W	T	a
SDCL0603Q-T02B03 [0201]	0.6±0.03 [.024±.0012]	0.3±0.03 [.012±.0012]	0.3±0.03 [.012±.0012]	0.12±0.05 [.005±.002]

规格特性
Specifications

SDCL0603Q-T02B03 Series

型号 Part Number	电感量 Inductance	品质因子 Min. Quality Factor	测试频率 L, Q Test Freq./L/Q	Typical Q @ Freq. (GHz)					自谐频率 Min. Self-resonant Frequency	直流电阻 Max. DC Resistance	额定电流 Max. Rated Current
				0.5	0.8	1.8	2.0	2.4			
单位 Units	nH	-	MHz	-					MHz	Ω	mA
符号 Symbol	L	Q	Freq.	Q					S.R.F	DCR	I _r
SDCL0603Q0N6 □ T02B03	0.6	13	500	>24	>32	>54	>57	>65	20000	0.06	850
SDCL0603Q0N7 □ T02B03	0.7	13	500	>24	>32	>54	>57	>65	20000	0.06	800
SDCL0603Q0N8 □ T02B03	0.8	13	500	>24	>32	>54	>57	>65	18000	0.07	800
SDCL0603Q0N9 □ T02B03	0.9	13	500	>24	>32	>54	>57	>65	18000	0.07	750
SDCL0603Q1N0 □ T02B03	1.0	13	500	24	32	54	57	65	17000	0.08	750
SDCL0603Q1N1 □ T02B03	1.1	13	500	19	26	45	47	55	17000	0.10	750
SDCL0603Q1N2 □ T02B03	1.2	13	500	19	25	43	44	52	17000	0.10	750
SDCL0603Q1N3 □ T02B03	1.3	13	500	19	25	40	42	47	17000	0.12	600
SDCL0603Q1N4 □ T02B03	1.4	13	500	19	24	39	41	47	16000	0.12	600
SDCL0603Q1N5 □ T02B03	1.5	13	500	19	24	39	41	46	15000	0.12	600
SDCL0603Q1N6 □ T02B03	1.6	13	500	19	24	39	41	46	15000	0.13	600
SDCL0603Q1N7 □ T02B03	1.7	13	500	19	24	39	41	46	15000	0.15	600
SDCL0603Q1N8 □ T02B03	1.8	13	500	19	24	39	41	46	15000	0.15	600
SDCL0603Q1N9 □ T02B03	1.9	13	500	18	24	38	40	45	12500	0.15	600
SDCL0603Q2N0 □ T02B03	2.0	13	500	17	24	38	39	44	12500	0.15	600
SDCL0603Q2N1 □ T02B03	2.1	13	500	17	24	37	39	44	11000	0.15	600
SDCL0603Q2N2 □ T02B03	2.2	13	500	17	24	38	40	43	11000	0.15	600
SDCL0603Q2N3 □ T02B03	2.3	13	500	17	24	37	39	43	10000	0.20	500
SDCL0603Q2N4 □ T02B03	2.4	13	500	17	23	36	38	42	10000	0.20	500
SDCL0603Q2N5 □ T02B03	2.5	13	500	17	23	35	36	40	10000	0.20	500
SDCL0603Q2N6 □ T02B03	2.6	13	500	17	22	34	35	39	10000	0.20	500
SDCL0603Q2N7 □ T02B03	2.7	13	500	17	22	34	35	39	10000	0.20	500
SDCL0603Q2N8 □ T02B03	2.8	13	500	17	22	34	35	39	9500	0.20	500
SDCL0603Q2N9 □ T02B03	2.9	13	500	17	22	34	35	39	9500	0.20	500
SDCL0603Q3N0 □ T02B03	3.0	13	500	17	22	34	35	39	9500	0.25	450
SDCL0603Q3N1 □ T02B03	3.1	13	500	17	22	34	35	39	8500	0.25	450
SDCL0603Q3N2 □ T02B03	3.2	13	500	17	22	33	35	39	8200	0.25	450
SDCL0603Q3N3 □ T02B03	3.3	13	500	18	23	34	36	40	8100	0.25	450
SDCL0603Q3N4 □ T02B03	3.4	13	500	17	23	33	35	39	8000	0.25	450
SDCL0603Q3N5 □ T02B03	3.5	13	500	17	23	33	35	39	7900	0.25	450
SDCL0603Q3N6 □ T02B03	3.6	13	500	16	23	33	35	39	7700	0.30	400
SDCL0603Q3N7 □ T02B03	3.7	13	500	16	23	33	35	38	7600	0.30	400
SDCL0603Q3N8 □ T02B03	3.8	13	500	16	22	33	35	38	7500	0.30	400
SDCL0603Q3N9 □ T02B03	3.9	13	500	16	22	33	35	38	7400	0.30	400
SDCL0603Q4N3 □ T02B03	4.3	13	500	16	21	32	34	37	6800	0.40	350
SDCL0603Q4N7 □ T02B03	4.7	13	500	16	22	33	35	38	6200	0.40	350
SDCL0603Q5N1 □ T02B03	5.1	13	500	17	22	34	36	38	5900	0.40	350
SDCL0603Q5N6 □ T02B03	5.6	13	500	16	21	33	34	37	5500	0.40	350
SDCL0603Q6N2 □ T02B03	6.2	13	500	18	23	34	35	37	5100	0.48	300
SDCL0603Q6N8 □ T02B03	6.8	13	500	17	22	32	33	35	5500	0.50	300
SDCL0603Q7N5 □ T02B03	7.5	13	500	16	21	31	33	34	4700	0.50	300
SDCL0603Q8N2 □ T02B03	8.2	13	500	16	21	31	32	34	4300	0.56	250
SDCL0603Q9N1 □ T02B03	9.1	13	500	16	20	30	31	32	4100	0.70	250
SDCL0603Q10N □ T02B03	10	13	500	16	20	28	29	31	3800	0.70	250
SDCL0603Q11N □ T02B03	11	13	500	16	20	28	29	31	3800	0.70	250
SDCL0603Q12N □ T02B03	12	13	500	16	20	27	28	28	3400	0.70	250
SDCL0603Q13N □ T02B03	13	13	500	16	20	27	28	28	3400	0.70	250
SDCL0603Q15N □ T02B03	15	13	500	15	19	24	24	23	2600	0.70	250
SDCL0603Q16N □ T02B03	16	13	500	15	19	24	24	23	2600	0.70	250
SDCL0603Q18N □ T02B03	18	13	500	15	19	23	24	22	2300	0.80	200
SDCL0603Q20N □ T02B03	20	13	500	15	19	22	23	20	2200	1.20	150
SDCL0603Q22N □ T02B03	22	13	500	15	19	22	23	20	2200	1.20	150

Multilayer Chip Ferrite Inductor
Multilayer Chip Inductor for Choke
Multilayer Chip Power Inductor
Multilayer Ultra High Q Chip Ceramic Inductor
Multilayer High Q Chip Ceramic Inductor
Multilayer Chip Ceramic Inductor
Multilayer High Frequency Chip Ceramic Inductor
Wire Wound Chip Ferrite Inductor
Wire Wound Chip Inductor
SMD Power Inductor

规格特性
Specifications

SDCL0603Q-T02B03 Series

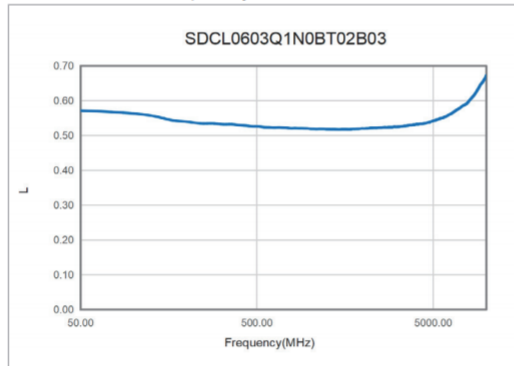
型号 Part Number	电感量 Inductance	品质因子 Min. Quality Factor	测试频率 L, Q Test Freq./L/Q	Typical Q @ Freq. (GHz)					自谐振频率 Min. Self-resonant Frequency	直流电阻 Max. DC Resistance	额定电流 Max. Rated Current
				0.5	0.8	1.8	2.0	2.4			
单位 Units	nH	-	MHz	-					MHz	Ω	mA
符号 Symbol	L	Q	Freq.	Q					S.R.F	DCR	I _r
SDCL0603Q24N □ T02B03	24	13	500	15	19	15	13	8	2000	1.60	140
SDCL0603Q27N □ T02B03	27	13	500	15	19	15	13	8	2000	1.60	140
SDCL0603Q33N □ T02B03	33	11	300	14	15	8	5	-	2000	2.20	120
SDCL0603Q36N □ T02B03	36	11	300	14	15	6	-	-	1600	2.30	120
SDCL0603Q39N □ T02B03	39	11	300	14	15	6	-	-	1600	2.30	120
SDCL0603Q47N □ T02B03	47	11	300	14	15	-	-	-	1500	2.60	100
SDCL0603Q51N □ T02B03	51	11	300	13	13	-	-	-	1400	2.80	100
SDCL0603Q56N □ T02B03	56	11	300	13	13	-	-	-	1400	2.80	100
SDCL0603Q62N □ T02B03	62	11	300	13	11	-	-	-	1200	3.20	100
SDCL0603Q68N □ T02B03	68	11	300	13	11	-	-	-	1200	3.20	100
SDCL0603Q75N □ T02B03	75	10	300	12	10	-	-	-	1100	3.80	100
SDCL0603Q82N □ T02B03	82	10	300	12	10	-	-	-	1100	3.80	100
SDCL0603Q91N □ T02B03	91	10	300	12	10	-	-	-	1000	4.00	80
SDCL0603QR10 □ T02B03	100	10	300	12	10	-	-	-	1000	4.00	80
SDCL0603QR11 □ T02B03	110	9	300	12	8	-	-	-	1000	5.00	80
SDCL0603QR12 □ T02B03	120	9	300	12	8	-	-	-	1000	5.00	80

※ □ : 请指定电感量精度。当 L≤4.2nH 时, 选择 B=±0.1nH、C=±0.2nH 或 S=±0.3nH; 当 4.2nH < L < 5.6nH 时, 选择 H=±3%、J=±5% 或 S=±0.3nH; 当 L≥5.6nH 时, 选择 H=±3%、J=±5%。
 ※ □ : Please specify the inductance tolerance. For L≤4.2nH, choose B=±0.1nH, C=±0.2nH or S=±0.3nH; For 4.2nH < L < 5.6nH, choose H=±3%, J=±5% or S=±0.3nH; For L≥5.6nH, choose H=±3%, J=±5%.

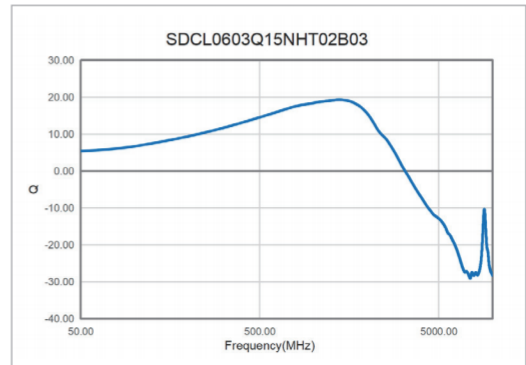
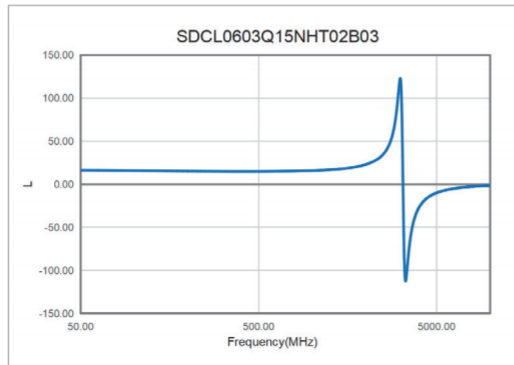
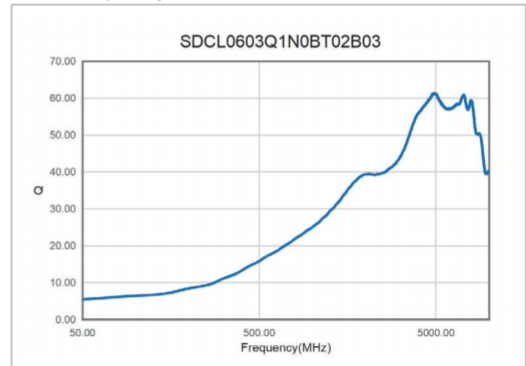
※: 请参阅“射频电感的测量注意事项”。
 ※: Please refer to "Measurement Notice For RF Inductors".

电气特性
Typical Electrical Characteristics

SDCL0603Q-T02B03 Series
Inductance vs. Frequency Characteristics

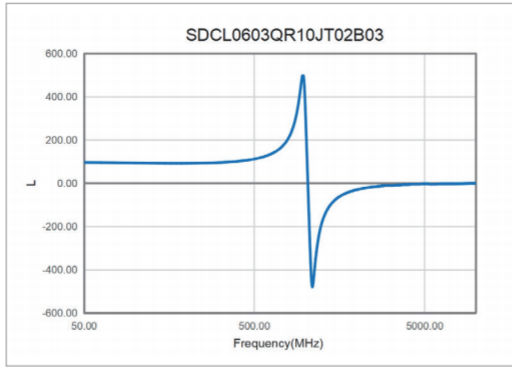


Q vs. Frequency Characteristics



电气特性
Typical
Electrical
Characteristics

SDCL0603Q-T02B03 Series
Inductance vs. Frequency Characteristics



Q vs. Frequency Characteristics

