

REV.	ECN NO.	DESCRIPTION	DRA	DATE
				2020.10.15
	2020.12.30	POWER 5A		2020.12.30

- SPECIFICATIONS:**
- MATERIAL:**
    - MOLDED PORTION: LCP (UL94 V-0)
    - CONTACT AND POST: COPPER ALLOY
  - SURFACE TREATMENT:**

TERMINAL PORTION: BASE: NICKEL PLATING 1.25~2.5 μm OVERALL;  
GOLD PLATING CONTACT AREA 0.1 μm MIN;  
SOLDER AREA 0.05~0.075 μm MIN
  - CHARACTERISTICS:**
    - RATED VOLTAGE: 50V AC/DC
    - RATED CURRENT: POWER PIN 3A/CONTACTO;  
SIGNAL PIN 0.5A/CONTACT (MAX. 5A AT TOTAL CONTACT)
    - INSULATION RESISTANCE: MIN. 1000MΩ (INITIAL)
    - BREAKDOWN VOLTAGE: 250V AC FOR 1 MIN.
    - SALTWATER SPRAY RESISTANCE (HEADER AND SOCKET MATED):  
48 HOURS, INSULATION RESISTANCE MIN. 1000MΩ,  
CONTACT RESISTANCE Δ20mΩ
    - CONTACT RESISTANCE: POWER PIN 20mΩ MAX;  
SIGNAL PIN 50mΩ MAX
    - AMBIENT TEMPERATURE: -55°C ~ +85°C
    - STORAGE TEMPERATURE: -55°C ~ +85°C (PRODUCT ONLY);  
-40°C ~ +50°C (EMBOSS PACKING)
    - WARRANTY PERIOD: 12 MONTH
    - COMPOSITE INSERTION FORCE: 1.5N/PIN MAX (40N MAX TOTAL)
    - COMPOSITE REMOVAL FORCE: 0.15N/PIN MIN.
    - DURABILITY: 30 TIMES

**OK-118 RM\*\*\*/2-35 (011A)**

OCN — TRANSSION TYPE  
SERIES — PITCH-0.35MM  
HEADER — 2-POWER PIN  
NUMBER OF CONTACTS

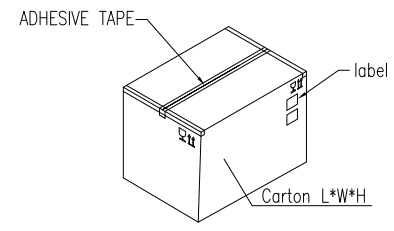
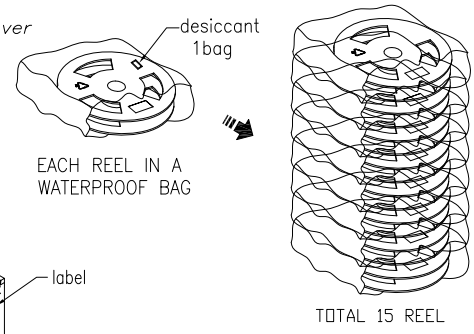
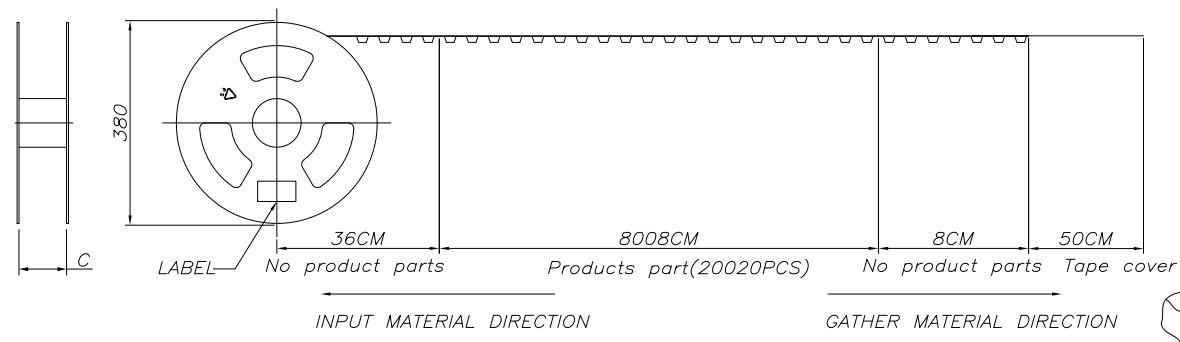
NUMBER OF CONTACTS	DIM A	DIM B	DIM C
10	3.57	2.12	1.40
24	6.02	4.57	3.85
30	7.07	5.62	4.90
34	7.77	6.32	5.60
38	8.47	7.02	6.30
40	8.82	7.37	6.65
50	10.57	9.12	8.40

**ONLY FOR TRANSSION**

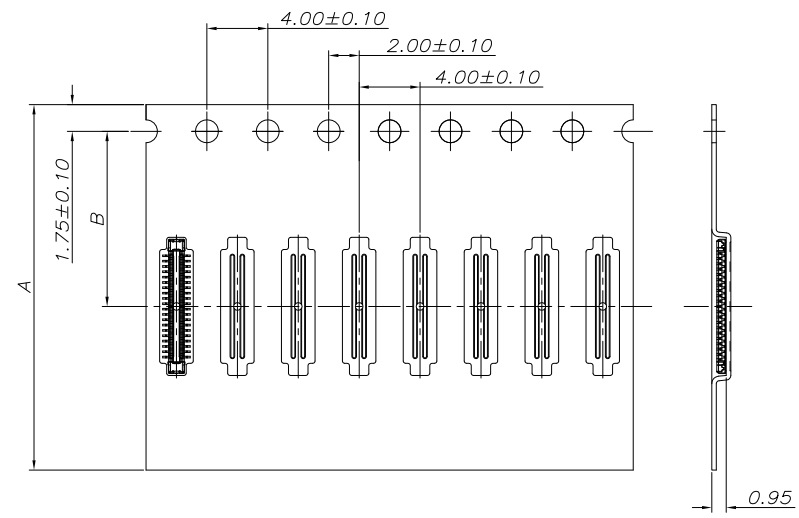
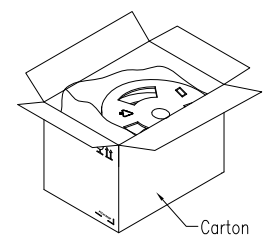
DIMENTION IN mm		OCN TECHNOLOGY			
TOLERANCE UNLESS OTHERWISE SPECIFIED		APPD:	TITLE: 0.35MM BTB 0.7H CONNECTORS HEADER		
DIMENTION	ANGLES	CHKD:	DWG NO: OK-118RM***/2-35 (011A)		
.0 ±0.20	. ±2°	DRA:	PROJ	SIZE	SHEET
.0 ±0.10	.0 ±1°		①	A4	1/2
.00 ±0.05	.00 ±0.5°				SCALE
.000 ±0.01	.000 ±0.3°				REV.
					A0



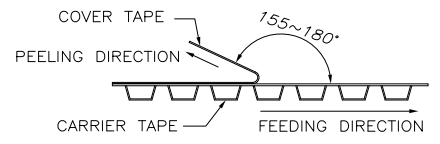
REV.	ECN NO.	DESCRIPTION	DRA	DATE



PACKING:  
20000PCS/REEL  
10REEL/BOX  
200000PCS/BOX



- NOTE:  
1. MATERIAL: BLACK PS  
2. PEELING SPEED: 300mm/MINUTE  
剥离力: 30gf~90gf, 剥离角度: 155°~180°  
3. CARTON:



ONLY FOR TRANSION

10	16.0	7.5	17.4
24			
30			
34			
38	24.0	11.5	25.4
40			
50			
NUMBER OF CONTACTS	A	B	C

DIMENTION IN mm	
TOLERANCE UNLESS OTHERWISE SPECIFIED	
DIMENTION	ANGLES
.0 ±0.20	:0 ±2°
.0 ±0.10	:0 ±1°
.00 ±0.05	.00±0.5°
.000±0.01	.000±0.3°



APPD:	TITLE: 0.35MM BTB 0.7H CONNECTORS HEADER				
CHKD:	DWG NO: OK-118RM***/2-35 (011A)				
DRA:	PROJ	SIZE	SHEET	SCALE	REV.
		A4	2/2	1:1	A0