

Part Number: KPT-1608LSURCK      Hyper Red

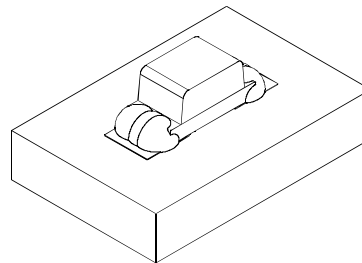
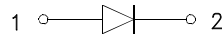
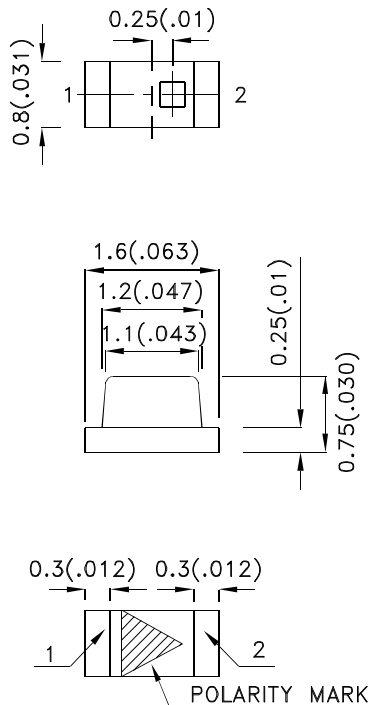
### Features

- 1.6mmX0.8mm SMT LED, 0.75mm thickness.
- Low power consumption.
- Wide viewing angle.
- Ideal for backlight and indicator.
- Various colors and lens types available.
- Package: 2000pcs / reel .
- Moisture sensitivity level : level 3.
- Low current IF=2mA operating.
- RoHS compliant.

### Description

The Hyper Red source color devices are made with Al-GaN on GaAs substrate Light Emitting Diode.

### Package Dimensions



#### Notes:

1. All dimensions are in millimeters (inches).
2. Tolerance is  $\pm 0.1$  (0.004") unless otherwise noted.
3. The specifications, characteristics and technical data described in the datasheet are subject to change without prior notice.
4. The device has a single mounting surface. The device must be mounted according to the specifications.



## Selection Guide

Part No.	Dice	Lens Type	Iv (mcd) [2] @ 2mA		Viewing Angle [1]
			Min.	Typ.	θ1/2
KPT-1608LSURCK	Hyper Red (AlGaInP)	Water Clear	10	22	120°
			*3	*6	

Notes:

1. θ1/2 is the angle from optical centerline where the luminous intensity is 1/2 of the optical peak value.

2. Luminous intensity/ luminous Flux: +/-15%.

\*Luminous Intensity value is traceable to the CIE127-2007 compliant national standards.

## Electrical / Optical Characteristics at TA=25°C

Symbol	Parameter	Device	Typ.		Max.	Units	Test Conditions
λpeak	Peak Wavelength	Hyper Red	650	*645		nm	If=2mA
λD [1]	Dominant Wavelength	Hyper Red	630	*630		nm	If=2mA
Δλ1/2	Spectral Line Half-width	Hyper Red	28			nm	If=2mA
C	Capacitance	Hyper Red	35			pF	Vf=0V;f=1MHz
Vf [2]	Forward Voltage	Hyper Red	1.75		2.5	V	If=2mA
Ir	Reverse Current	Hyper Red			10	uA	Vr=5V

Notes:

1.Wavelength: +/-1nm.

2.Forward Voltage: +/-0.1V.

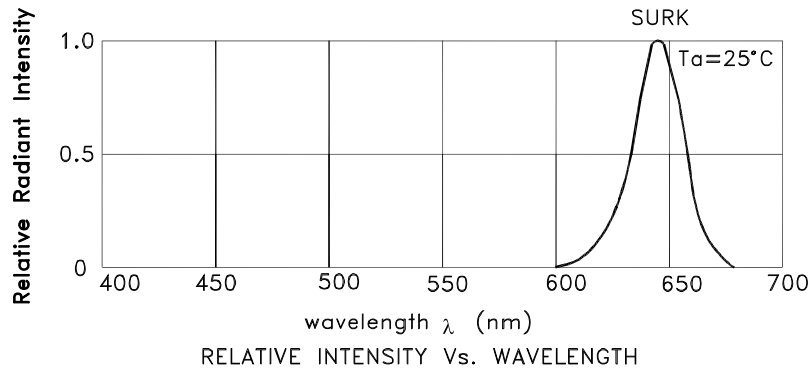
\*Wavelength value is traceable to the CIE127-2007 compliant national standards.

## Absolute Maximum Ratings at TA=25°C

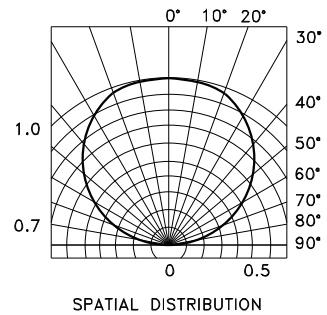
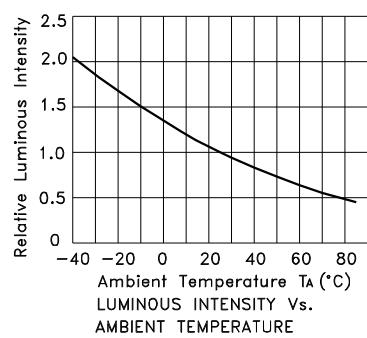
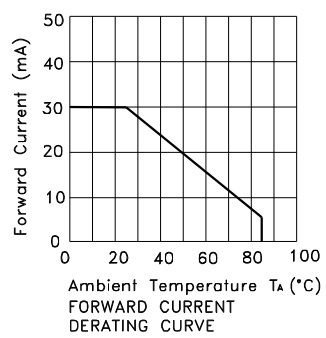
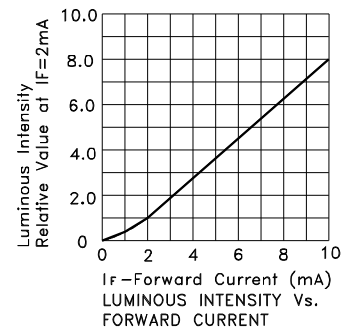
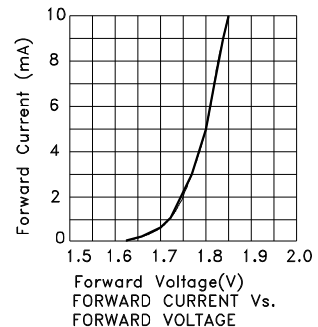
Parameter	Hyper Red	Units
Power dissipation	75	mW
DC Forward Current	30	mA
Peak Forward Current [1]	185	mA
Reverse Voltage	5	V
Operating Temperature	-40°C To +85°C	
Storage Temperature	-40°C To +85°C	

Note:

1. 1/10 Duty Cycle, 0.1ms Pulse Width.



Hyper Red KPT-1608LSURCK



## KPT-1608LSURCK

Reflow soldering is recommended and the soldering profile is shown below.  
Other soldering methods are not recommended as they might cause damage to the product.

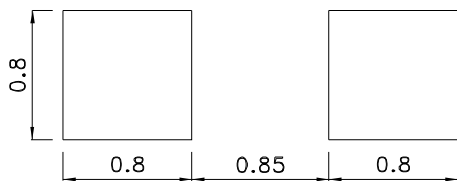
Reflow Soldering Profile For Lead-free SMT Process.



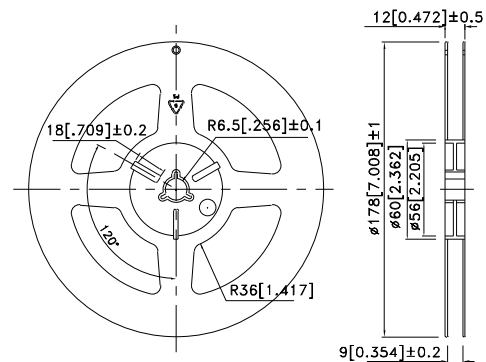
NOTES:

1. We recommend the reflow temperature 245°C(+/-5°C). The maximum soldering temperature should be limited to 260°C.
2. Don't cause stress to the epoxy resin while it is exposed to high temperature.
3. Number of reflow process shall be 2 times or less.

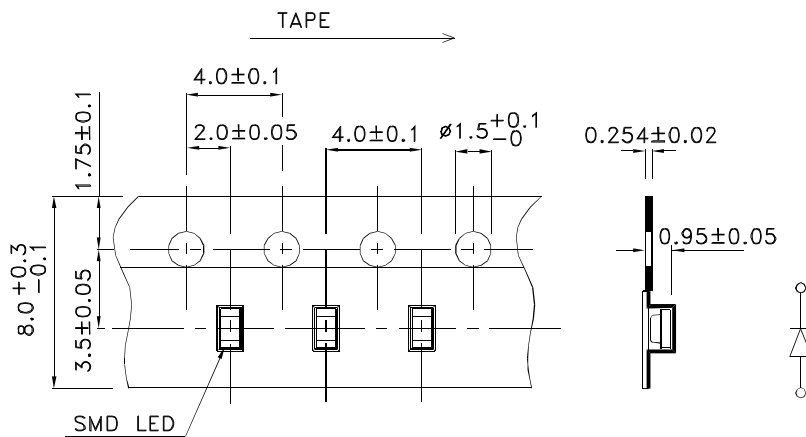
### Recommended Soldering Pattern (Units : mm; Tolerance: $\pm 0.1$ )



### Reel Dimension

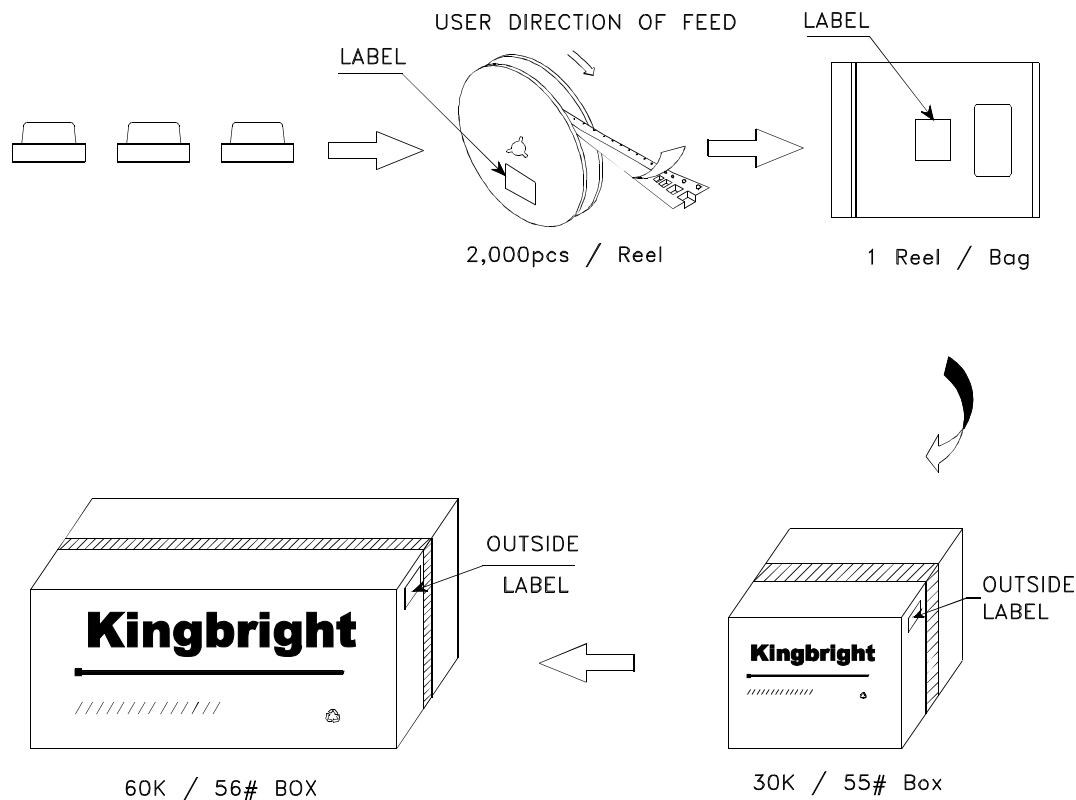



### Tape Dimensions (Units : mm)



PACKING & LABEL SPECIFICATIONS

KPT-1608LSURCK



<b>Kingbright</b>	
P/NO: KPT-1608xxx	
QTY: 2,000 pcs	Q.C.
S/N: XXXX	Q C XX XX XXXX PASSED
CODE: XXX	
LOT NO:	
	
RoHS Compliant	