

Network cable - NBC-R4AC/2,0-93E/R4AC - 1408934


Please be informed that the data shown in this PDF Document is generated from our Online Catalog. Please find the complete data in the user's documentation. Our General Terms of Use for Downloads are valid (<http://phoenixcontact.com/download>)



Assembled Ethernet cable, CAT5e, shielded, 2-pair, 26* AWG stranded (7-wire), RAL 5021 (water blue), RJ45 plug/IP20 to RJ45 plug/IP20, line, length: 2 m



Key Commercial Data

Packing unit	1 pc
GTIN	 4 046356 856638
GTIN	4046356856638

Technical data

Dimensions

Length of cable	2.00 m
-----------------	--------

Ambient conditions

Degree of protection	IP20 (RJ45 connector)
Ambient temperature (operation)	-20 °C ... 70 °C (RJ45 connector)

General data

Rated current at 40°C	1 A
Rated voltage	50 V
Number of positions	4
Alternative short product description	Ethernet cable
Rated voltage (III/3)	72 V (DC)

Characteristics head 1

Color	gray
Material (component)	CuSn (Contact)
	Ni/Au (Contact surface)
	PC (Contact carriers)
	PA (Housing)

Network cable - NBC-R4AC/2,0-93E/R4AC - 1408934

Technical data

Characteristics head 1

Insertion/withdrawal cycles	≥ 750
Ambient temperature (operation)	-40 °C ... 60 °C

Characteristics head 2

Color	gray
Material (component)	CuSn (Contact)
	Ni/Au (Contact surface)
	PC (Contact carriers)
	PA (Housing)
Insertion/withdrawal cycles	≥ 750
Ambient temperature (operation)	-40 °C ... 60 °C

Standards and Regulations

Flammability rating according to UL 94	V2
--	----

Cable

Cable type	PUR ETHERNET 2x2 FLEX
Cable type (abbreviation)	93E
UL AWM style	20963 (80°C/30 V)
Signal type/category	Ethernet CAT5 (IEC 11801), 100 Mbps
Cable structure	2x2xAWG26/7; SF/UTP
Conductor cross section	2x 2x 0.14 mm ²
AWG signal line	26
Conductor structure signal line	7x 0.16 mm
Core diameter including insulation	0.98 mm
Wire colors	white/orange-orange, white/green-green
Twisted pairs	2 cores to the pair
Overall twist	Two pairs with two fillers to the core
Shielding	Aluminum-coated foil, tinned copper braided shield
Optical shield covering	70 %
External sheath, color	water blue RAL 5021
Outer sheath thickness	1.2 mm
External cable diameter D	6.4 mm ±0.2 mm
Minimum bending radius, fixed installation	4 x D
Minimum bending radius, flexible installation	8 x D
Tensile strength GRP	≤ 80 N
Cable weight	42 kg/km
Outer sheath, material	PUR
Material conductor insulation	Foamed PE
Conductor material	Bare Cu litz wires
Standards/specifications	Electrical requirements EN 50288-2-2
Insulation resistance	≥ 500 MΩ*km

Network cable - NBC-R4AC/2,0-93E/R4AC - 1408934

Technical data

Cable

Loop resistance	≤ 290.00 Ω/km	
Cable capacity	approx. 45 nF/km (at 1 kHz)	
Wave impedance	100 Ω ±5 Ω (at 100 MHz)	
Near end crosstalk attenuation (NEXT)	65.3 dB (with 1 MHz)	
	56.3 dB (at 4 MHz)	
	50.3 dB (at 10 MHz)	
	47.2 dB (at 16 MHz)	
	45.8 dB (at 20 MHz)	
	42.9 dB (at 31.25 MHz)	
	38.4 dB (at 62.5 MHz)	
	35.3 dB (at 100 MHz)	
	Power-summated near end crosstalk attenuation (PSNEXT)	62.3 dB (with 1 MHz)
		53.3 dB (at 4 MHz)
47.3 dB (at 10 MHz)		
44.2 dB (at 16 MHz)		
42.8 dB (at 20 MHz)		
39.9 dB (at 31.25 MHz)		
35.4 dB (at 62.5 MHz)		
Attenuation	32.3 dB (at 100 MHz)	
	3.2 dB (with 1 MHz)	
	6 dB (at 4 MHz)	
	9.5 dB (at 10 MHz)	
	12.1 dB (at 16 MHz)	
	13.6 dB (at 20 MHz)	
	17.1 dB (at 31.25 MHz)	
	24.8 dB (at 62.5 MHz)	
	32 dB (at 100 MHz)	
	Return loss (RL)	23 dB (at 4 MHz)
24.1 dB (at 8 MHz)		
25 dB (at 10 MHz)		
25 dB (at 16 MHz)		
25 dB (at 20 MHz)		
23.6 dB (at 31.25 MHz)		
21.5 dB (at 62.5 MHz)		
20.1 dB (at 100 MHz)		
Signal runtime	5.3 ns/m	
Coupling resistance	≤ 100.00 mΩ/m (at 10 MHz)	
Nominal voltage, cable	≤ 100 V (Peak value, not for high-power applications)	
Test voltage Core/Core	700 V (50 Hz, 1 min.)	
Test voltage Core/Shield	700 V (50 Hz, 1 min.)	

Network cable - NBC-R4AC/2,0-93E/R4AC - 1408934

Technical data

Cable

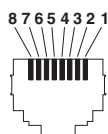
Current carrying capacity of cable	2 A (according to DIN VDE 0891-1)
Flame resistance	according to IEC 60332-1-2
	in acc. to UL VW1
Halogen-free	according to IEC 60754-1
Resistance to oil	according to EN 60811-2-1
Ambient temperature (operation)	-40 °C ... 80 °C (cable, fixed installation)
	-20 °C ... 80 °C (cable, flexible installation)
Ambient temperature (installation)	-20 °C ... 80 °C
Ambient temperature (storage/transport)	-20 °C ... 80 °C

Environmental Product Compliance

China RoHS	Environmentally friendly use period: unlimited = EFUP-e
	No hazardous substances above threshold values

Drawings

Schematic diagram



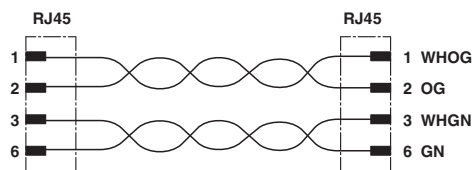
Connector pin assignment plug RJ45

Cable cross section



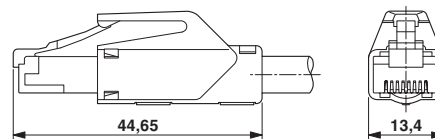
PUR ETHERNET 2x2 FLEX [93E]

Circuit diagram



Contact assignment of RJ45 plugs

Dimensional drawing



RJ45 connector, IP20

Approvals

Approvals

Approvals

EAC

Network cable - NBC-R4AC/2,0-93E/R4AC - 1408934

Approvals

Ex Approvals

Approval details

EAC		B.00767
-----	---	---------

Phoenix Contact 2019 © - all rights reserved
<http://www.phoenixcontact.com>

PHOENIX CONTACT GmbH & Co. KG
Flachmarktstr. 8
32825 Blomberg
Germany
Tel. +49 5235 300
Fax +49 5235 3 41200
<http://www.phoenixcontact.com>