

CONTENT	SHEET
COVER SHEET	1
BLOCK DIAGRAM	2
POWER DIAGRAM	3
CPU DDR	4
GMAC&USB&PHY	5
SDIO&SPI&UART&I2C&MISC	6
CAN&ADC&TIM&LCD&I2S	7
CPU POWER	8
EMMC	9
SLOT	10
DC POWER	11
REVISION HISTORY	12

G2K03Z0

Version:1.1

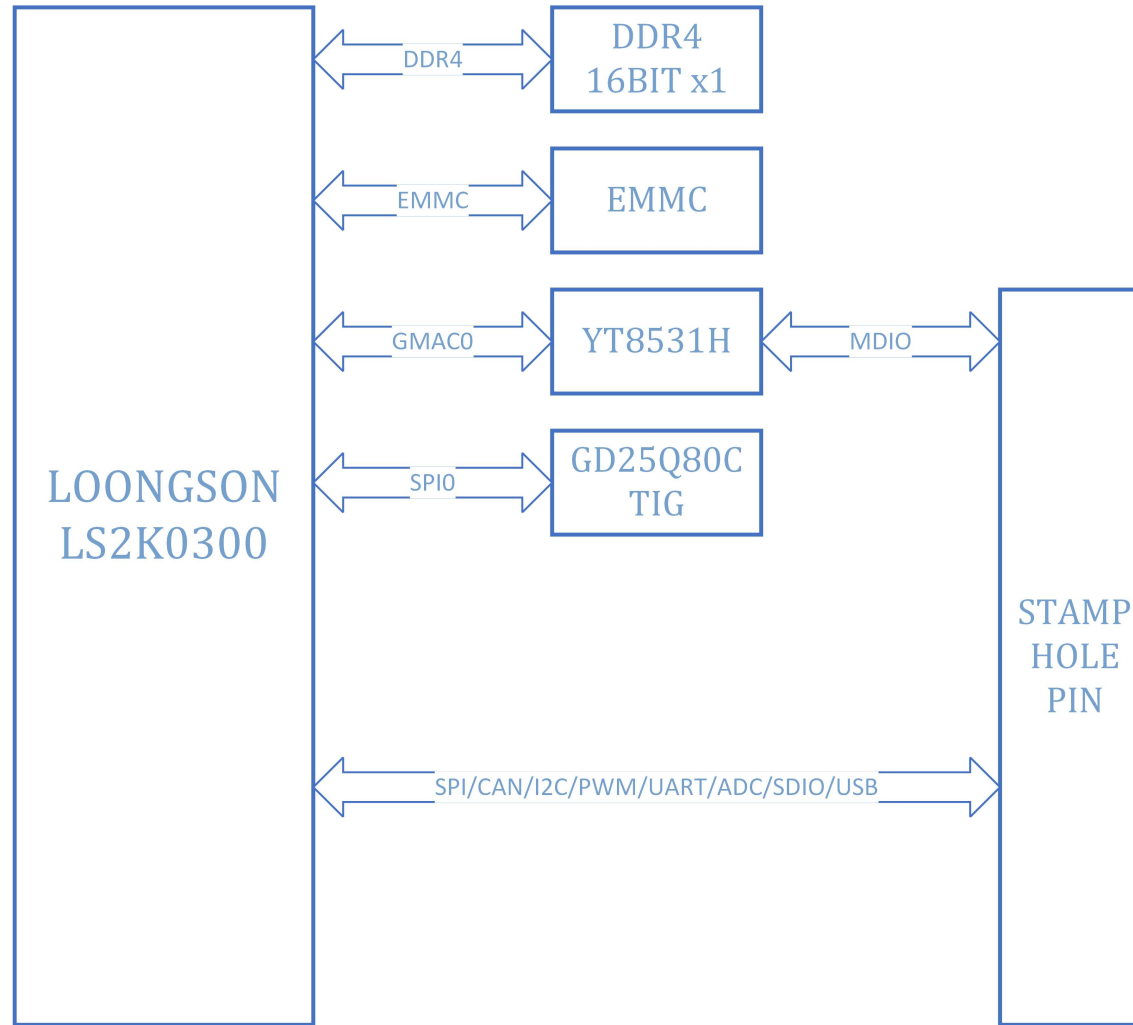
CPU:
LOONGSON 2K0300

On Board Device:
DDR4 H5ANAG6NCJR-XNC
EMMC FEMDNN008G-08A39
PHY YT8531H

Expansion Slots:
NA

 广东龙芯中科电子科技有限公司 <small>LOONGSON TECHNOLOGY 广东省广州市黄埔区科学城神舟路润慧科技园</small>			
板卡名称 G2K03Z0			
Size B	部门 技术部		Rev V1.1
Date: Wednesday, June 05, 2024		Sheet 1 of 12	
Drawn By <OrgAddr1>		Checked By <OrgAddr2>	

BLOCK DIAGRAM



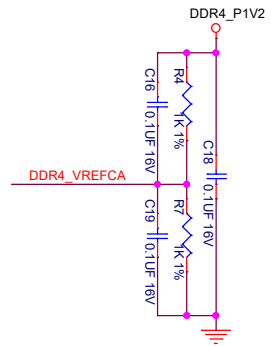
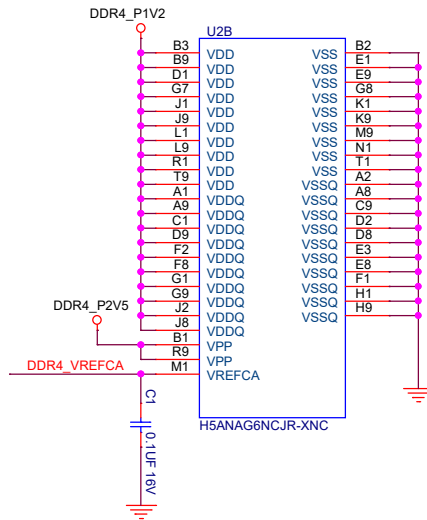
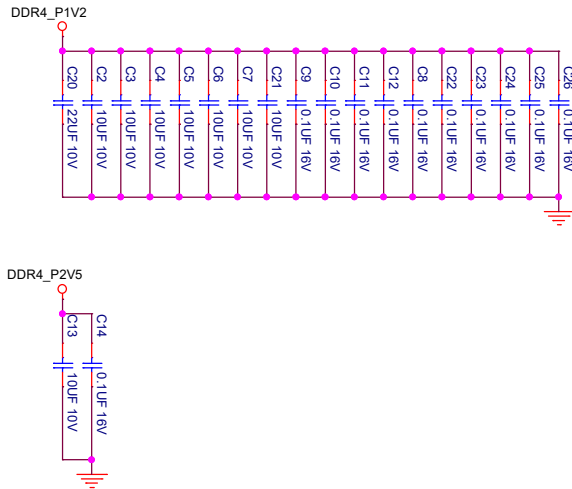
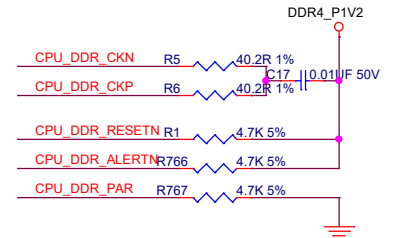
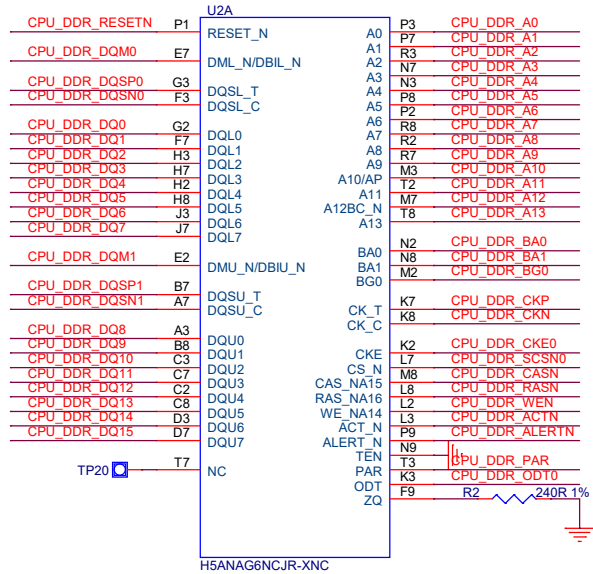
龙芯中科 广东龙芯中科电子科技有限公司
 LOONGSON TECHNOLOGY 广东省广州市黄埔区科学城神舟路润慧科技园

板卡名称 G2K03Z0			
Size B	部门 技术部	Rev V1.1	
Date: Wednesday, June 05, 2024		Sheet 2 of 12	
Drawn By <OrgAddr1>		Checked By <OrgAddr2>	

POWER DIAGRAM

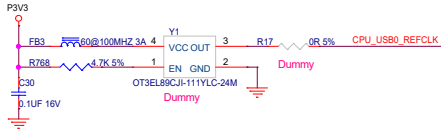
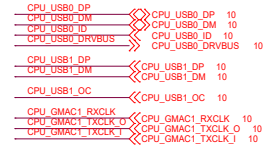

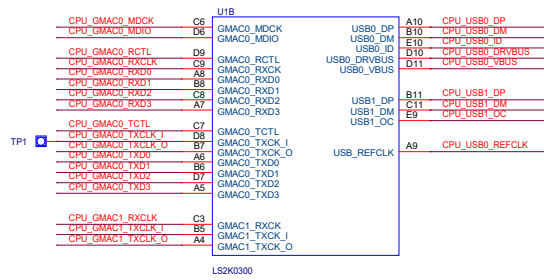
龙芯中科 广东龙芯中科电子科技有限公司 <small>LOONGSON TECHNOLOGY 广东省广州市黄埔区科学城神舟路润慧科技园</small>			
板卡名称 G2K03Z0			
Size B	部门 技术部		Rev V1.1
Date: Wednesday, June 05, 2024		Sheet 3 of 12	
Drawn By <OrgAddr1>		Checked By <OrgAddr2>	

DDR4

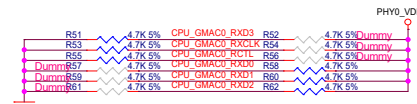

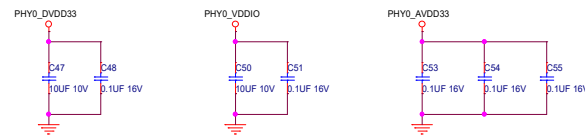
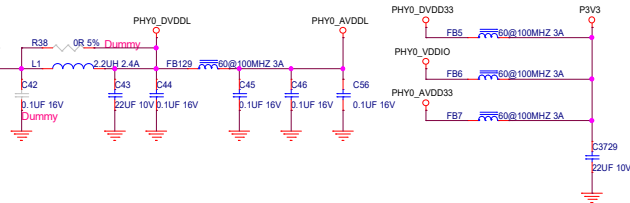
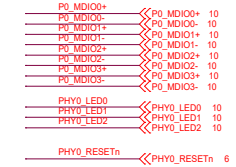
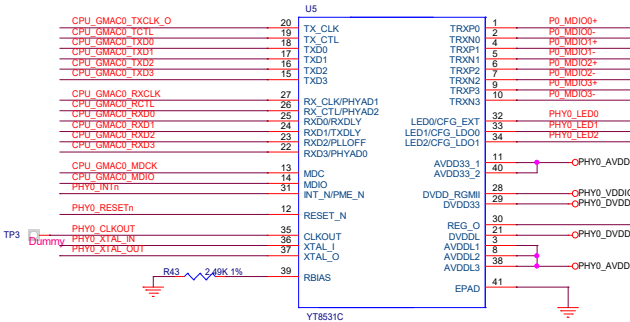
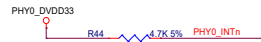
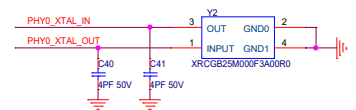



板卡名称	G2K03Z0				
Size	B	部门	技术部	Rev	V1.1
Date:	Wednesday, June 05, 2024			Sheet	4 of 12
Drawn By	<OrgAddr1>		Checked By	<OrgAddr2>	

GMAC&USB



PHY



龙芯中科 广东龙芯中科电子科技有限公司
LONGSON TECHNOLOGY 广东省广州市黄埔区科学城神舟路润慧科技园

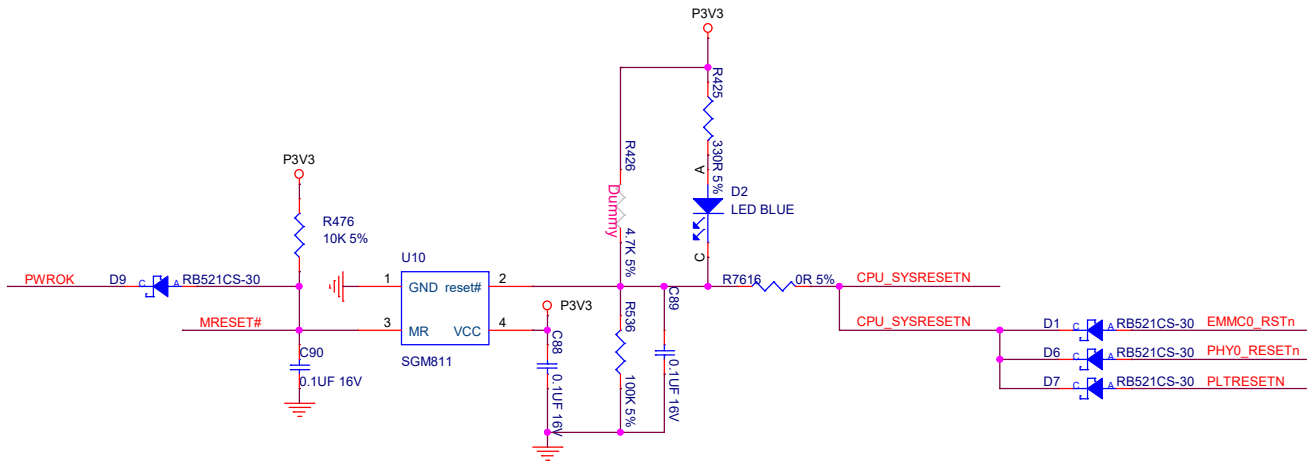
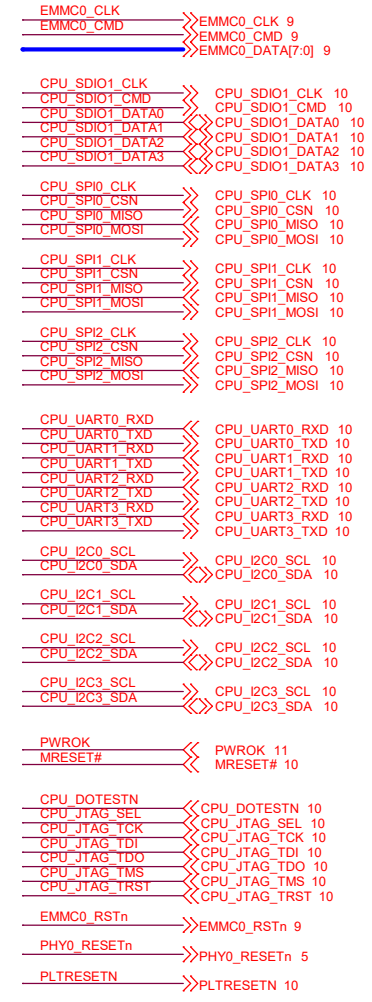
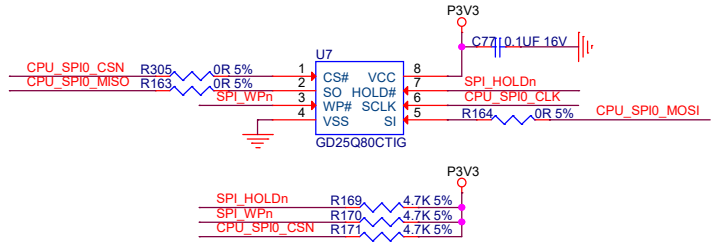
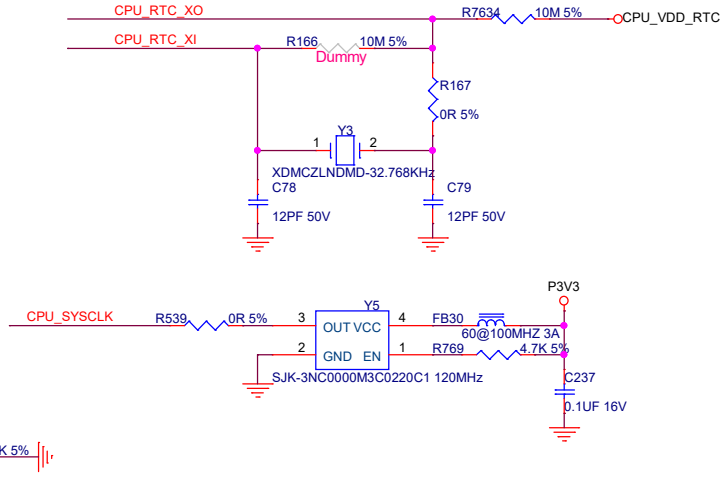
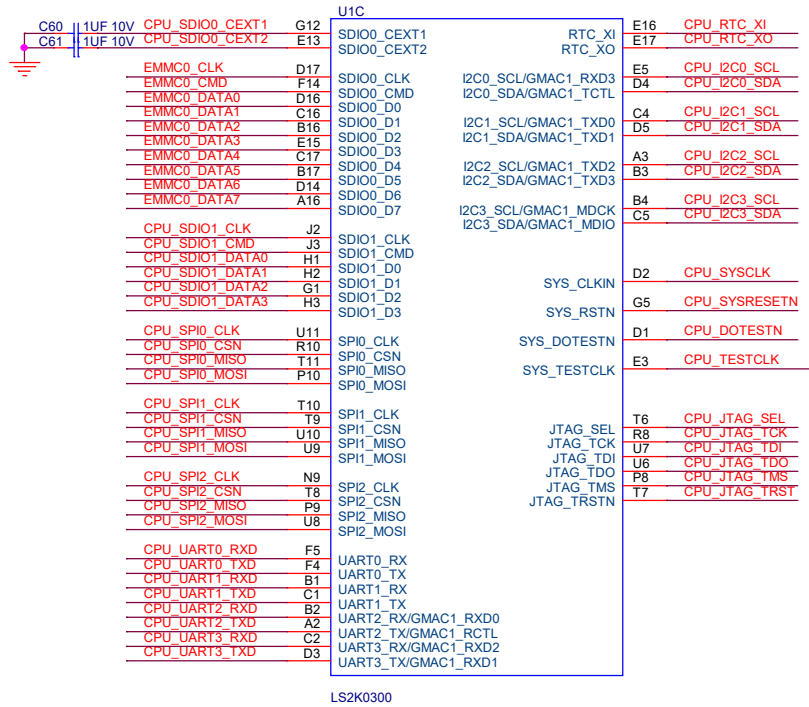
板卡名称 G2K03Z0

Size C 部门 技术部 Rev V1.1

Date: Wednesday, June 05, 2024 Sheet 5 of 12

Drawn By <OrgAdd1> Checked By <OrgAdd2>

SDIO&SPI&UART&I2C&MISC



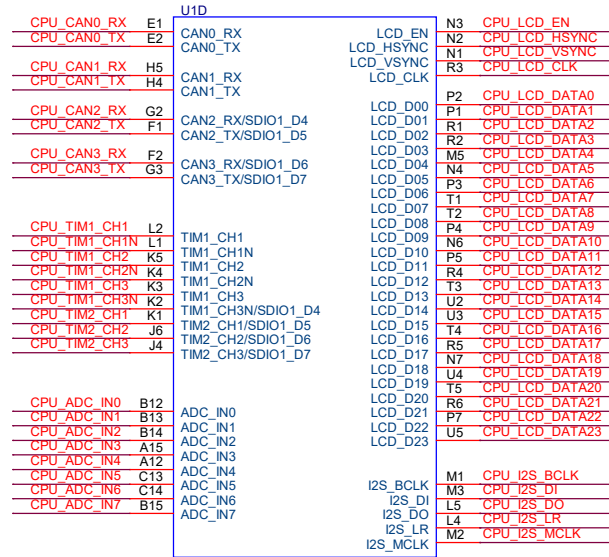
龙芯中科 广东龙芯中科电子科技有限公司

LOONGSON TECHNOLOGY 广东省广州市黄埔区科学城神舟路润慧科技园


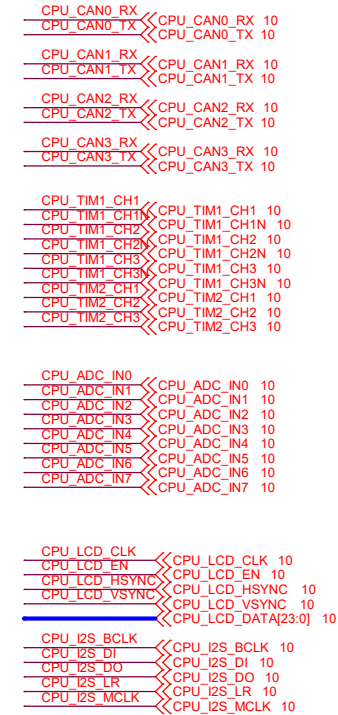
板卡名称: **G2K0320**

Size: B	部门: 技术部	Rev: V1.1
Date: Wednesday, June 05, 2024		Sheet 6 of 12
Drawn By: <OrgAddr1>		Checked By: <OrgAddr2>

CAN&ADC&TIM&LCD&I2S



LS2K0300



启动配置引脚	启动配置说明	启动配置
LCD data output00	启动配置位, BOOT_SEL: 0: SPI0, 1: SDIO0	0
LCD data output01	时钟选择配置, CLK_SEL[0]. 时钟选择配置, CLK_SEL[1]: 00: HARD-LOW, 01: HARD-HIGH. 10: SOFT-CFG, 11: BYPASS.	10
LCD data output03	SDIO0模式选择, SDIO0_MODE: 0: SDIO模式, 1: EMMC模式	1
LCD data output04	SDIO1模式选择, SDIO1_MODE: 0: SDIO模式, 1: EMMC模式	0
LCD data output05	USB参考时钟模式选择, USB_REFCLKSEL: 0: 内部参考时钟输入, 1: 外部晶振输入。	0
LCD data output06	EMMC引脚类型选择, EMMC_PADSEL: 0: 3.3V-I/O类型, 1: 1.8V-I/O类型。	0
LCD data output07	保留	0

龙芯中科 广东龙芯中科电子科技有限公司
 LOONGSON TECHNOLOGY 广东省广州市黄埔区科学城神舟路润慧科技园

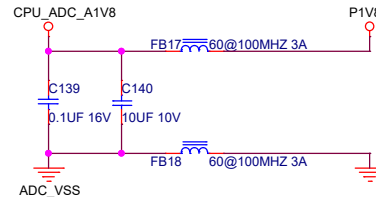
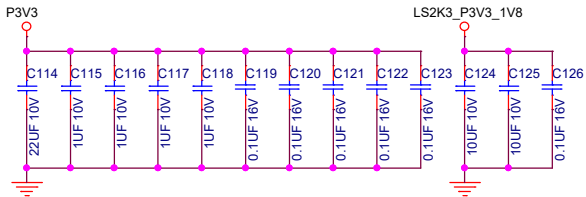
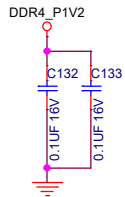
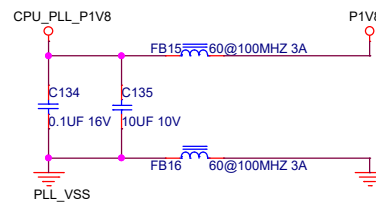
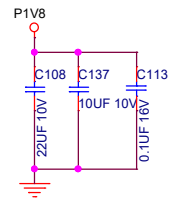
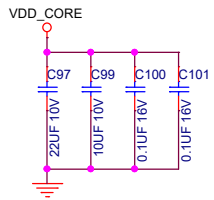
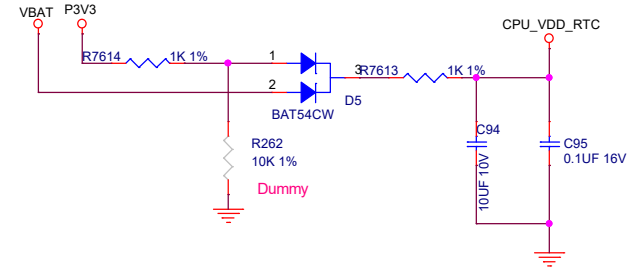
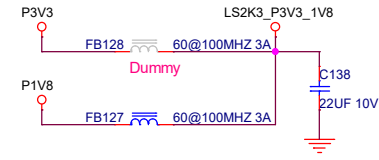
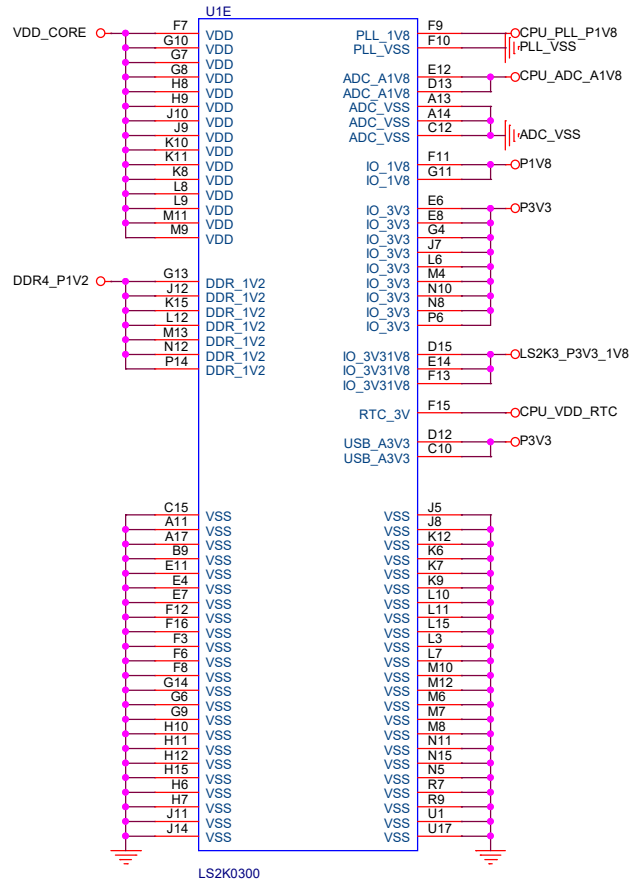
板卡名称: G2K03Z0

Size: B 部门: 技术部 Rev: V1.1

Date: Wednesday, June 05, 2024 Sheet 7 of 12

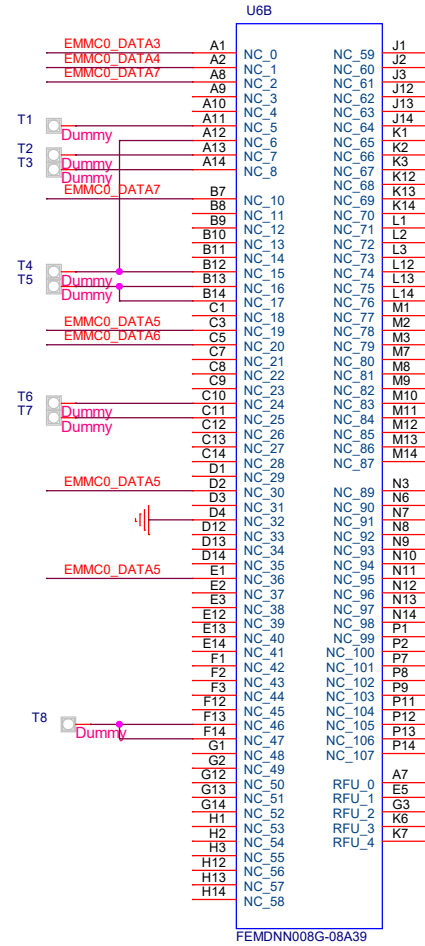
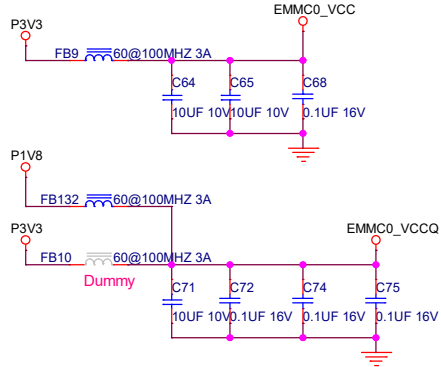
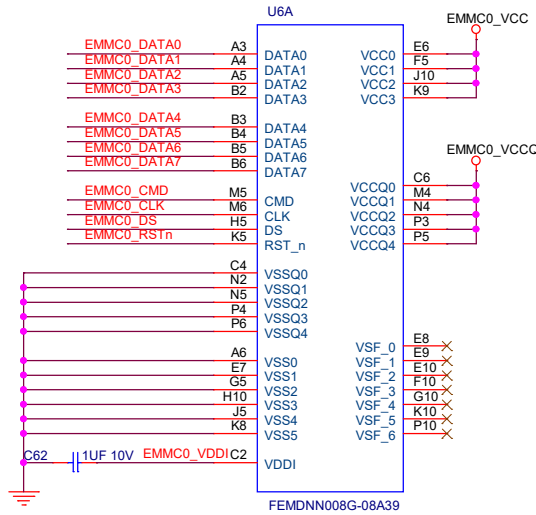
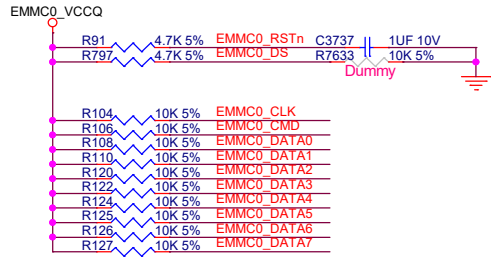
Drawn By: <OrgAddr1> Checked By: <OrgAddr2>

CPU POWER



板卡名称 G2K03Z0			
Size B	部门	技术部	Rev V1.1
Date: Wednesday, June 05, 2024		Sheet 8 of 12	
Drawn By <OrgAddr1>		Checked By <OrgAddr2>	

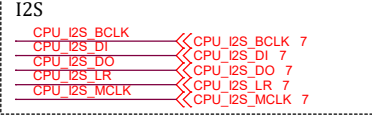
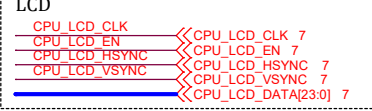
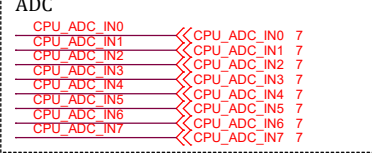
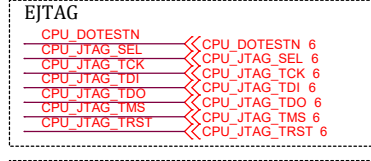
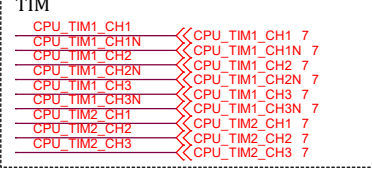
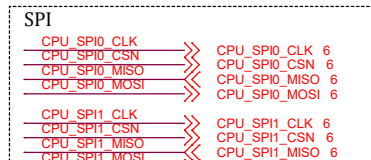
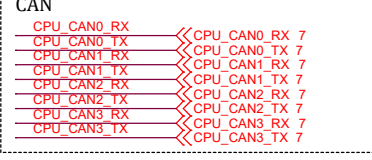
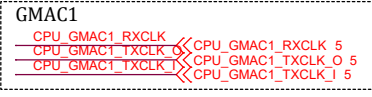
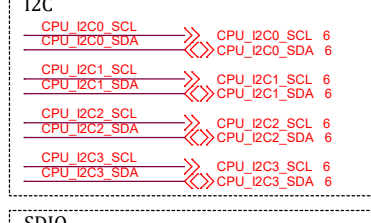
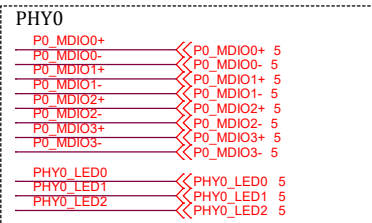
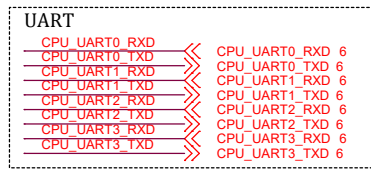
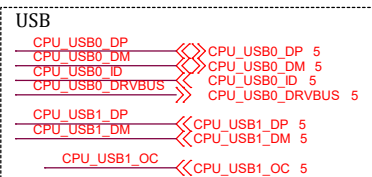
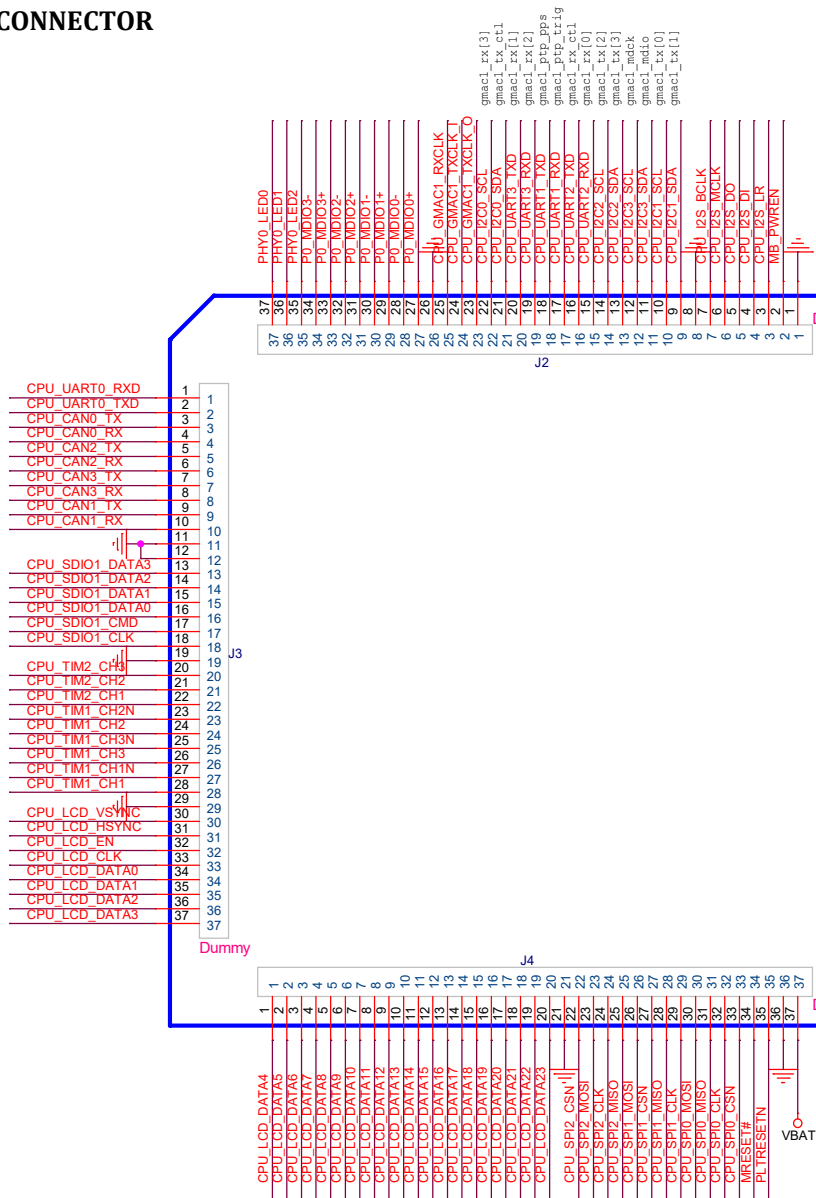
EMMC



龙芯中科 广东龙芯中科电子科技有限公司
 LONGSON TECHNOLOGY 广东省广州市黄埔区科学城神舟路润慧科技园

板卡名称 G2K03Z0			
Size B	部门	技术部	Rev V1.1
Date: Wednesday, June 05, 2024	Sheet 9 of 12		
Drawn By <OrgAddr1>	Checked By <OrgAddr2>		

CONNECTOR



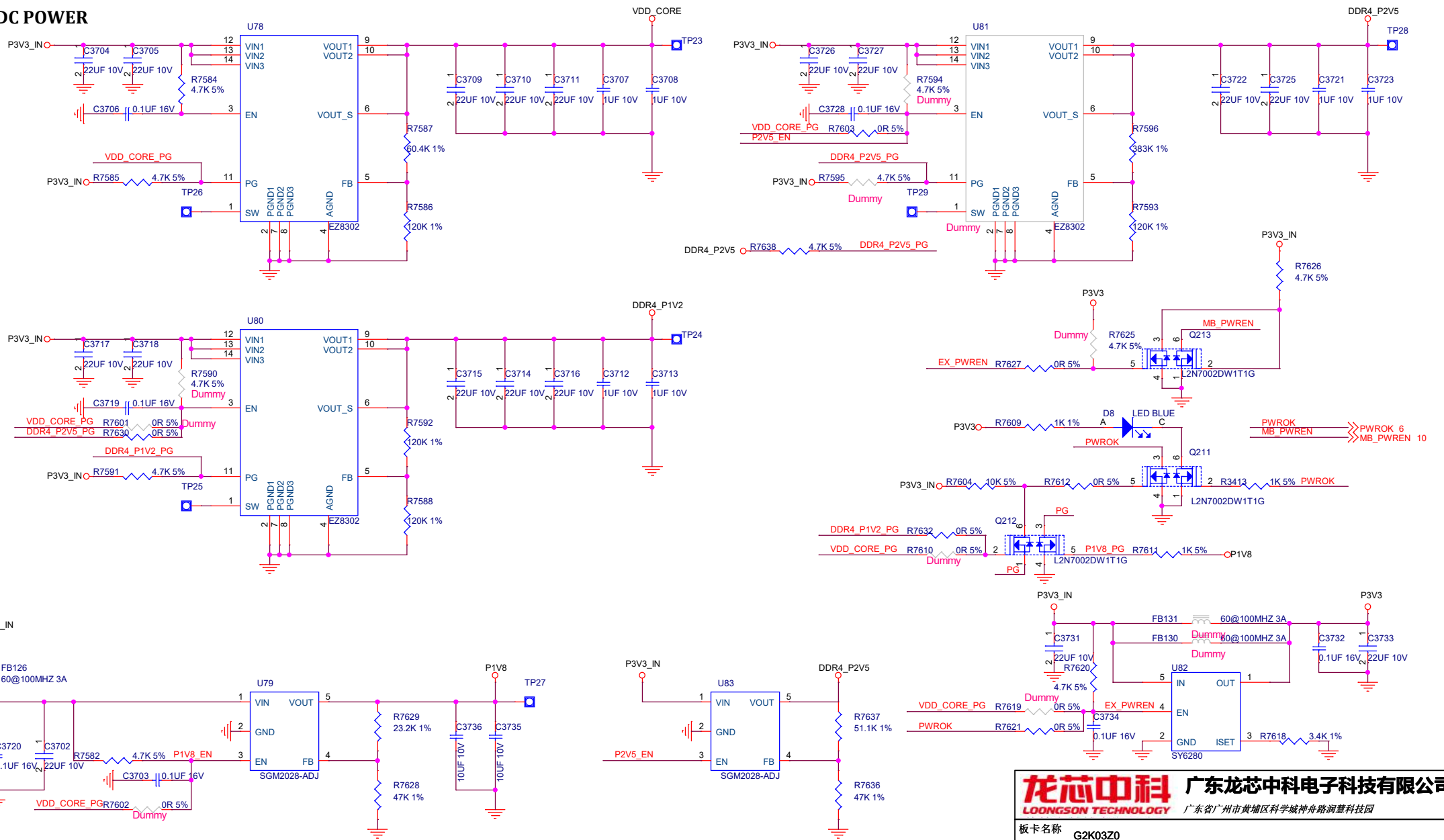
龙芯中科

LONGSON TECHNOLOGY

广东龙芯中科电子科技有限公司
广东省广州市黄埔区科学城神舟路润慧科技园

板卡名称 G2K03Z0			
Size B	部门	技术部	Rev V1.1
Date: Wednesday, June 05, 2024		Sheet 10 of 12	
Drawn By <OrgAddr1>		Checked By <OrgAddr2>	

DC POWER



龙芯中科 广东龙芯中科电子科技有限公司
 LONGSON TECHNOLOGY 广东省广州市黄埔区科学城神舟路润慧科技园

板卡名称 G2K03Z0			
Size B	部门	技术部	Rev V1.1
Date: Wednesday, June 05, 2024		Sheet 11 of 12	
Drawn By <OrgAddr1>		Checked By <OrgAddr2>	