

OPT-...



Pluggable miniature optical coupler
VDE, UL, CSA applied for

Description	Input voltage	Type	Order No.	Pcs. Pkt.
Pluggable miniature optical couplers, capacity	24 V DC	OPT-24DC/24DC/2	29 66 59 5	5
	60 V DC	OPT-60DC/24DC/2	29 66 60 5	5
	120 V DC ¹⁾			
	230 V DC ¹⁾			
input	24 V DC	OPT-24DC/48DC/100	29 66 61 8	5
	60 V DC	OPT-60DC/48DC/100	29 66 62 1	5
	120 V DC ¹⁾			
	230 V DC ¹⁾			

Technical data

Input data	Power optical coupler		Input optical coupler	
	24 V DC	60 V DC	24 V DC	60 V DC
Nominal input voltage U_N	24 V DC	60 V DC	24 V DC	60 V DC
Permissible range (of U_N)	0.8-1.2	0.9-1.1	0.8-1.2	0.9-1.1
Switching level 1 signal ("H")	≥ 16 V	≥ 35 V	≥ 16 V	≥ 52 V
0 signal ("L")	≤ 10 V	≤ 20 V	≤ 10 V	≤ 40 V
Typ. input current at U_N	7 mA	3 mA	6 mA	3 mA
Typ. turn-on time at U_N	20 μ s	35 μ s	20 μ s	50 μ s
Typ. turn-off time at U_N	500 μ s	700 μ s	300 μ s	800 μ s
Transmission frequency f_{limit}	300 Hz	300 Hz	300 Hz	100 Hz
Output data	OPT-.../24DC/2		OPT-.../48DC/100	
Max. switching voltage	33 V DC		48 V DC	
Min. switching voltage	3 V DC		3 V DC	
Limiting continuous current	2 A (see derating curve)		100 mA	
Max. inrush current	15 A (10 ms)		-	
Output connection	2-conductor floating		2-conductor floating	
Output circuit	polarity protection, surge voltage protection		polarity protection, surge voltage protection	
Voltage drop at limiting continuous current	≤ 200 mV		≤ 1 V	
General data				
Test voltage: I/O	2.5 kV, 50 Hz, 1 min.			
Ambient temperature range	- 20 °C to + 60 °C			
Nominal operating mode	100 % ED			

Standards/regulations

IEC 664/IEC 664 A/DIN VDE 0110,
contamination class 2, surge voltage category III,

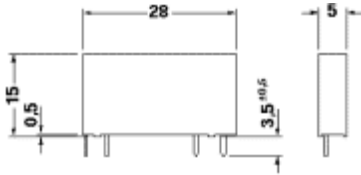
Installation position/mounting

as desired, in rows with zero spacing

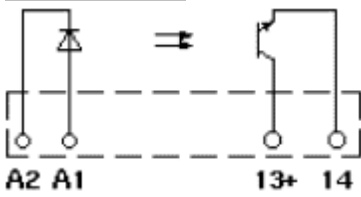
1

) With the 120 V and 230 V modules, a 60 V optical coupler OPT-60DC/... is normally used because of the input circuit integrated in the base terminal block.

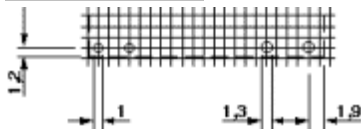
Dimensional drawing



Block diagram



Drilling diagram



Diagram

Performations for assembly: view of the connections
Basic grid dimension 1,25 mm and 1,27 mm

