

# PCB terminal block - MKKDS 3/ 3-5,08 - 1721731

Please be informed that the data shown in this PDF Document is generated from our Online Catalog. Please find the complete data in the user's documentation. Our General Terms of Use for Downloads are valid (<http://phoenixcontact.com/download>)

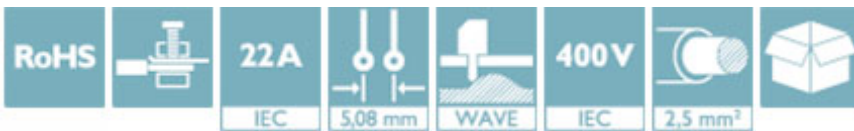


PCB terminal block, Nominal current: 22 A, Nom. voltage: 400 V, Pitch: 5.08 mm, Number of positions: 3, Connection method: Screw connection with tension sleeve, Mounting: Wave soldering, Conductor/PCB connection direction: 0 °, Color: green, The article can be aligned to create different nos. of positions!

The illustration shows a 2-position version

## Why buy this product

- ✓ Well-known connection principle allows worldwide use
- ✓ Low temperature rise, thanks to maximum contact force
- ✓ Allows connection of two conductors
- ✓ Conductor connection on several levels enables higher contact density
- ✓ Integrated protective guide prevents incorrect insertion of the conductor underneath the tension sleeve
- ✓ The latching on the side enables various numbers of positions to be combined



## Key Commercial Data

Packing unit	50 STK
GTIN	 4 017918 025113
GTIN	4017918025113
Weight per Piece (excluding packing)	14.240 g
Custom tariff number	85369010
Country of origin	Germany

## Technical data

### Dimensions

Length	22.3 mm
Pitch	5.08 mm
Dimension a	10.16 mm
Constructional height	32 mm
Length of the solder pin	5 mm
Pin dimensions	0,9 x 0,9 mm

# PCB terminal block - MKKDS 3/ 3-5,08 - 1721731

## Technical data

### Dimensions

Hole diameter	1.3 mm
---------------	--------

### General

Range of articles	MKKDS 3
Insulating material group	I
Rated surge voltage (III/3)	4 kV
Rated surge voltage (III/2)	4 kV
Rated surge voltage (II/2)	4 kV
Rated voltage (III/3)	250 V
Rated voltage (III/2)	400 V
Rated voltage (II/2)	630 V
Connection in acc. with standard	EN-VDE
Nominal current $I_N$	22 A
Nominal cross section	2.5 mm <sup>2</sup>
Maximum load current	24 A (with 4 mm <sup>2</sup> conductor cross section)
Insulating material	PA
Solder pin surface	Sn
Flammability rating according to UL 94	V0
Internal cylindrical gage	A3
Stripping length	7 mm
Number of positions	3
Screw thread	M3
Tightening torque, min	0.5 Nm
Tightening torque max	0.6 Nm

### Connection data

Conductor cross section solid min.	0.2 mm <sup>2</sup>
Conductor cross section solid max.	4 mm <sup>2</sup>
Conductor cross section flexible min.	0.2 mm <sup>2</sup>
Conductor cross section flexible max.	2.5 mm <sup>2</sup>
Conductor cross section flexible, with ferrule without plastic sleeve min.	0.25 mm <sup>2</sup>
Conductor cross section flexible, with ferrule without plastic sleeve max.	1.5 mm <sup>2</sup>
Conductor cross section flexible, with ferrule with plastic sleeve min.	0.25 mm <sup>2</sup>
Conductor cross section flexible, with ferrule with plastic sleeve max.	2.5 mm <sup>2</sup>
Conductor cross section AWG min.	24
Conductor cross section AWG max.	12
2 conductors with same cross section, solid min.	0.2 mm <sup>2</sup>
2 conductors with same cross section, solid max.	1.5 mm <sup>2</sup>
2 conductors with same cross section, stranded min.	0.2 mm <sup>2</sup>
2 conductors with same cross section, stranded max.	1.5 mm <sup>2</sup>
2 conductors with same cross section, stranded, ferrules without plastic sleeve, min.	0.25 mm <sup>2</sup>

# PCB terminal block - MKKDS 3/ 3-5,08 - 1721731

## Technical data

### Connection data

2 conductors with same cross section, stranded, ferrules without plastic sleeve, max.	0.75 mm <sup>2</sup>
2 conductors with same cross section, stranded, TWIN ferrules with plastic sleeve, min.	0.5 mm <sup>2</sup>
2 conductors with same cross section, stranded, TWIN ferrules with plastic sleeve, max.	0.5 mm <sup>2</sup>

### Standards and Regulations

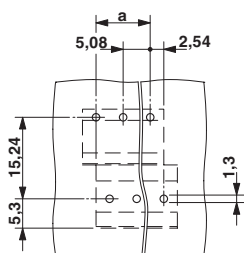
Connection in acc. with standard	EN-VDE
	CSA
Flammability rating according to UL 94	V0

### Environmental Product Compliance

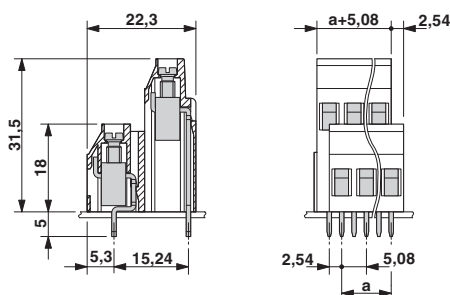
China RoHS	Environmentally Friendly Use Period = 50
	For details about hazardous substances go to tab "Downloads", Category "Manufacturer's declaration"

## Drawings

Drilling diagram



Dimensional drawing



## Classifications

### eCl@ss

eCl@ss 4.0	27141109
eCl@ss 4.1	27141109
eCl@ss 5.0	27141190
eCl@ss 5.1	27141190
eCl@ss 6.0	27261101
eCl@ss 7.0	27440401
eCl@ss 8.0	27440401
eCl@ss 9.0	27440401

### ETIM

ETIM 3.0	EC001121
ETIM 4.0	EC002643

# PCB terminal block - MKKDS 3/ 3-5,08 - 1721731

## Classifications

### ETIM

ETIM 5.0	EC002643
ETIM 6.0	EC002643

### UNSPSC

UNSPSC 6.01	30211801
UNSPSC 7.0901	39121432
UNSPSC 11	39121432
UNSPSC 12.01	39121432
UNSPSC 13.2	39121432

## Approvals


### Approvals


#### Approvals


CSA / UL Recognized / SEV / cUL Recognized / RS / CCA / EAC / SEV / cULus Recognized

#### Ex Approvals

### Approval details


CSA		<a href="http://www.csagroup.org/services/testing-and-certification/certified-product-listing/">http://www.csagroup.org/services/testing-and-certification/certified-product-listing/</a>	13631
	B	D	
mm <sup>2</sup> /AWG/kcmil	28-12	28-12	
Nominal current IN	10 A	10 A	
Nominal voltage UN	300 V	300 V	

UL Recognized		<a href="http://database.ul.com/cgi-bin/XYV/template/LISEXT/1FRAME/index.htm">http://database.ul.com/cgi-bin/XYV/template/LISEXT/1FRAME/index.htm</a>	FILE E 60425
	B	D	
mm <sup>2</sup> /AWG/kcmil	30-12	30-12	
Nominal current IN	15 A	10 A	
Nominal voltage UN	125 V	300 V	

SEV		<a href="https://www.electrosuisse.ch/en/meta/shop/product-certificates.html">https://www.electrosuisse.ch/en/meta/shop/product-certificates.html</a>	IK-3248
-----	---	---	---------


# PCB terminal block - MKKDS 3/ 3-5,08 - 1721731


## Approvals

cUL Recognized		<a href="http://database.ul.com/cgi-bin/XYV/template/LISEXT/1FRAME/index.htm">http://database.ul.com/cgi-bin/XYV/template/LISEXT/1FRAME/index.htm</a>	FILE E 60425
	B	D	
mm <sup>2</sup> /AWG/kcmil	30-12	30-12	
Nominal current IN	15 A	10 A	
Nominal voltage UN	125 V	300 V	

RS		<a href="http://www.rs-head.spb.ru/en/index.php">http://www.rs-head.spb.ru/en/index.php</a>	10.04059.250
----	---	---	--------------

CCA			IK-3249
mm <sup>2</sup> /AWG/kcmil		4	
Nominal voltage UN		250 V	

EAC			B.01742
-----	---	--	---------

SEV		<a href="https://www.electrosuisse.ch/en/meta/shop/product-certificates.html">https://www.electrosuisse.ch/en/meta/shop/product-certificates.html</a>	IK-3248
mm <sup>2</sup> /AWG/kcmil		4	
Nominal current IN		24 A	
Nominal voltage UN		250 V	

cULus Recognized		<a href="http://database.ul.com/cgi-bin/XYV/template/LISEXT/1FRAME/index.htm">http://database.ul.com/cgi-bin/XYV/template/LISEXT/1FRAME/index.htm</a>	
------------------	---	---	--

## Accessories

Accessories

Bridge

## PCB terminal block - MKKDS 3/ 3-5,08 - 1721731

### Accessories

Insertion bridge - EBP 2- 5 - 1733169



Insertion bridge, fully insulated, for connectors with 5.0 or 5.08 mm pitch, no. of positions: 2

---

### Cover

Cover - EA-MKDS - 1711408



Single cover for single and multi-level MKDS 3 PCB terminal blocks, for covering individual terminal positions, color: orange, transparent

---

### Labeled terminal marker

Marker card - SK 5,08/3,8:FORTL.ZAHLEN - 0804293



Marker card, Card, white, labeled, Horizontal: Consecutive numbers 1 - 10, 11 - 20, etc. up to 91 - (99)100, Mounting type: Adhesive, for terminal block width: 5.08 mm, Lettering field: 5.08 x 3.8 mm

---

### Screwdriver tools

Screwdriver - SZS 0,6X3,5 - 1205053



Actuation tool, for ST terminal blocks, insulated, also suitable for use as a bladed screwdriver, size: 0.6 x 3.5 x 100 mm, 2-component grip, with non-slip grip