
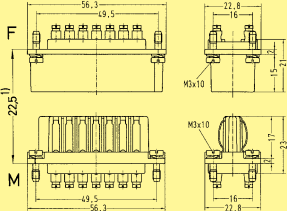
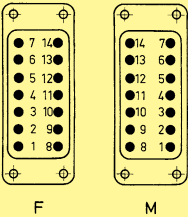

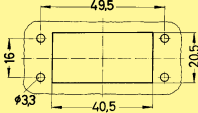





Number of contacts

14



		Part number		Drawing	Dimensions in mm
Identification	Series	Female Insert (M)	Male insert (F)		
<div>Screw terminal</div> <div></div>	Staf®	09 70 014 2811	09 70 014 2614	<div></div> <div>1) Distance for contact max. 24 mm</div> <div>Contact arrangement (view from termination side)</div> <div></div>	<div></div> <div>09 70 014 2810</div> <div>09 70 014 2613</div> <div>Panel cut out for inserts for use without hoods/housings</div> <div></div>
<div>Solder terminal</div> <div></div>	Staf®	09 70 014 2810	09 70 014 2613		