

[Connectors](#) > [PCB Connectors](#) > [Wire-To-Board Connectors](#) > [Headers & Receptacles](#)

EP2.5 HDR 7P VERT W/O BOSS,TAPING,YELLOW



✓ ACTIVE

Economy Power 2.5

TE Part # **4-2299683-7**

TE Internal #: **4-2299683-7**

Connector Assembly Type : **PCB Mount Header**

PCB Mount Orientation : **Vertical**

Connector System : **Wire-to-Board**

Number of Positions : **7**

Centerline (Pitch) : **2.5 mm [.098 in]**

Add to List ▾

[Similar Products](#)



ORDER SAMPLES

Compatible Parts & Tooling

SHOP OUR DISTRIBUTORS (1)

North America ▾

| Distributor | Phone Number | Buy |
|-------------------------------|----------------|------------|
| ARROW ELECTRONICS INC. | 1-855-326-4757 | Visit Site |
| 4,500 in stock | | |

We are here to help!

Get in touch with our product experts.

CHAT WITH US

EMAIL US

CALL US

DOCUMENTS

FEATURES

PRODUCT COMPLIANCE

Product Drawings

EP2.5 HDR 7P VERT W/O BOSS,TAPING,YELLOW

[EP2.5 HDR 7P VERT W/O BOSS,TAPING,YELLOW](#)
English

CAD Files

3D PDF

[3D_CVM_CVM_4-2299683-7_A.pdf](#) 3D

Customer View Model

[ENG_CVM_CVM_4-2299683-7_A.2d_dxf.zip](#)
English

[ENG_CVM_CVM_4-2299683-7_A.3d_igs.zip](#)
English

[ENG_CVM_CVM_4-2299683-7_A.3d_stp.zip](#)
English

Product Specifications

Application Specification

[ENG_SS_114-13315_G.pdf](#) English

Product Specification

[ENG_SS_108-2418_H.pdf](#) English

Please review product documents or [contact us](#) for the latest agency approval information. Please Note: Use the Product Drawing for all design activity.

Product Type Features

Connector Assembly Type :

PCB Mount Header

Connector System : **Wire-to-Board**

Header Type : **Shrouded**

Sealable : **No**

Connector & Contact Terminates To :

Printed Circuit Board

Product Type : **Connector**

Connector Type : **Connector Assembly**

Glow Wire Rating : **Standard Part - Not Glow Wire**

Configuration Features

Selectively Loaded : **No**

PCB Mount Orientation : **Vertical**

Number of Positions : **7**

Number of Rows : **1**

Backwall/Post Interruptions :

Without

Electrical Characteristics

Operating Voltage (VAC): **250**

Contact Features

Contact Base Material : **Brass**

Contact Shape : **Round**

Contact Mating Area Plating Material :

Tin

Contact Mating Area Plating Material Finish :

Tin

Contact Mating Area Plating Thickness :

2.03 μm [80 μin]

Contact Type : **Pin**

Contact Current Rating (Max) (A):

4.2

Contact Style : **Straight**

PCB Contact Termination Area Plating Thickness :

2.032 μm [80 μin]

Contact Layout : **Inline**

Contact Transmits (Typical) :

Power, Signal (Data)

PCB Contact Termination Area Plating Material :

Tin

Contact Design : **Round Post**

Termination
Features

Termination Method to PC Board :

Through Hole - Solder

Termination Method to Wire & Cable :

Solder

Mechanical
Attachment

PCB Mounting Style : **Through Hole**

PCB Mount Alignment : **Without**

Mating Retention : **With**

PCB Mount Retention : **Without**

Mating Alignment : **With**

Mating Retention Type : **Latch**

Mating Alignment Type : **Polarization**

Contact Retention : **Without**

Housing Features

Centerline (Pitch) : **2.5 mm [.098 in]**

Housing Color : **Yellow**

Housing Material : **PBT**

Dimensions

Height : **8.8 mm [.346 in]**

Tail Length : **3.4 mm [.134 in]**

Width : **6.4 mm [.252 in]**

PCB Thickness (Recommended) :

1.6 mm [.063 in]

Length : **20 mm [.79 in]**

Mating Post Length : **3.6 mm [.142 in]**

Usage Conditions

Operating Temperature Range :

-55 – 105 °C [20 °F]

Operation/Application Circuit Application : **Power**

For Use With : **Connector/Cable
Assembly**

Packaging
Features

Packaging Method : **Tape**

Packaging Quantity : **450**





Statement of
Compliance





[Statement of Compliance pdf](#)

Compatible Parts

| | | | |
|---|--|--|---|
|  <p>TE Part # 1969442-7 EP 2.5 TPA Housing, 7 Pos</p> <p>View Product</p> |  <p>TE Part # 1969443-7 EP 2.5 TPA Retainer, 7 Pos</p> <p>View Product</p> |  <p>TE Part # 2232983-1 EP 2.5 LIF RCPT CONTACT, 2... AWG</p> <p>View Product</p> |  <p>TE Part # 1744423-1 EP 2.5 RCPT CONTACT, 2... AWG</p> <p>View Product</p> |
|---|--|--|---|

Also in the Series | Economy Power 2.5

| | | | |
|---|--|---|---|
|  <p>PCB Latches, Locks & Retainers (36)</p> |  <p>Wire-to-Board Connector Contacts (6)</p> |  <p>Wire-to-Board Connector Housings (196)</p> |  <p>Wire-to-Board Headers & Receptacles (272)</p> |
|---|--|---|---|

| | | | | | |
|---|---|--|----------------|------------------|---|
| About TE Connectivity | For Partners | Customer Support | CALL US | LIVE CHAT | United States |
| Our Company Events TE News Center Careers Investors Corporate Responsibility Terms and Conditions of Sale | Distributors Suppliers |  Email or Call Us  Find Authorized Distributors  What's New on TE.com  Product FAQs | | | Select Country & Language United States (EN) Germany (DE) China (中文) Japan (日本語) <input type="text" value="Find Your Country/Region"/> |