PCB Terminal Strips, Series 236, Pin Spacings 5/5.08 mm / 0.2 in; 7.5/7.62 mm / 0.3 in; 10/10.16 mm / 0.4 in

Front-/Side-entry

CAGE CLAMP® CONNECTION

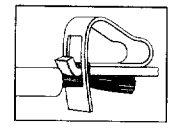

Pin spacing 5/5.08 mm / 0.2 in	Pin spacing 7.5/7.62 mm / 0.3 in	Pin spacing 10/10.16 mm / 0.4 in
0.08 – 2.5 mm² | AWG 28 – 12	0.08 – 2.5 mm² | AWG 28 – 12	0.08 – 2.5 mm² | AWG 28 – 12
250 V/4 kV/3, 16 A | 300 V, 15 A	400 V/6 kV/3, 16 A | 300 V, 15 A	500 V/6 kV/3, 16 A | 300 V, 15 A
500 V/4 kV/2, 16 A | 300 V, 15 A	800 V/6 kV/2, 16 A | 300 V, 15 A	1000 V/6 kV/2, 16 A | 300 V, 15 A
5 – 6 mm / 0.22 in	5 – 6 mm / 0.22 in	5 – 6 mm / 0.22 in
* BV NV	* BV NV	* BV NV







No. of poles	Item-No.	Pack.-unit pcs
Terminal strips, grey, standard lengths,		
1 solder pin/pole, rear ❶		
2	**236-102**	420 (4 x 105)
3	**236-103**	280 (4 x 70)
4	**236-104**	220 (4 x 55)
6	**236-106**	140 (4 x 35)
8	**236-108**	100 (4 x 25)
12	**236-112**	80 (4 x 20)
16	**236-116**	60 (4 x 15)
24	**236-124**	40 (4 x 10)
36	**236-136**	20 (4 x 5)
48	**236-148**	20 (4 x 5)
2 solder pins/pole		
2	**236-402**	420 (4 x 105)
3	**236-403**	280 (4 x 70)
4	**236-404**	220 (4 x 55)
6	**236-406**	140 (4 x 35)
8	**236-408**	100 (4 x 25)
12	**236-412**	80 (4 x 20)
16	**236-416**	60 (4 x 15)
24	**236-424**	40 (4 x 10)
36	**236-436**	20 (4 x 5)
48	**236-448**	20 (4 x 5)

No. of poles	Item-No.	Pack.-unit pcs
Terminal strips, grey, standard lengths,		
1 solder pin/pole, rear ❶		
2	**236-202**	280 (4 x 70)
3	**236-203**	200 (4 x 50)
4	**236-204**	140 (4 x 35)
6	**236-206**	100 (4 x 25)
8	**236-208**	80 (4 x 20)
12	**236-212**	40 (4 x 10)
16	**236-216**	40 (4 x 10)
24	**236-224**	20 (4 x 5)
2 solder pins/pole		
2	**236-502**	280 (4 x 70)
3	**236-503**	200 (4 x 50)
4	**236-504**	140 (4 x 35)
6	**236-506**	100 (4 x 25)
8	**236-508**	80 (4 x 20)
12	**236-512**	40 (4 x 10)
16	**236-516**	40 (4 x 10)
24	**236-524**	20 (4 x 5)

Color	Item-No.	Pack.-unit pcs
Terminal strips, grey, standard lengths,		
1 solder pin/pole, rear ❶		
2	**236-302**	200 (4 x 50)
3	**236-303**	140 (4 x 35)
4	**236-304**	100 (4 x 25)
6	**236-306**	80 (4 x 20)
8	**236-308**	60 (4 x 15)
12	**236-312**	40 (4 x 10)
16	**236-316**	20 (4 x 5)
24	**236-324**	20 (4 x 5)
2 solder pins/pole		
2	**236-602**	200 (4 x 50)
3	**236-603**	140 (4 x 35)
4	**236-604**	100 (4 x 25)
6	**236-606**	80 (4 x 20)
8	**236-608**	60 (4 x 15)
12	**236-612**	40 (4 x 10)
16	**236-616**	20 (4 x 5)
24	**236-624**	20 (4 x 5)

Other lengths – contact factory. For assemblies of different colors, please see form on page 4.76.



Additional item-Nos. for colored terminal strips

blue	.../000-006 ❶
dark grey	.../000-008
light grey	.../000-009
orange	.../000-012
light green	.../000-017

Additional item-No. for colored terminal strips with 2 solder pins/pole and solder pins 5.5 mm / 0.217 in .../332-000

Ordering examples

Terminal strip, pin spacing 5/5.08 mm / 0.2 in, 2 solder pins/pole, 8-pole, orange: **236-408/000-012**

Terminal strip, pin spacing 7.5/7.62 mm / 0.3 in, 2 solder pins/pole, 12-pole, w. solder pins 5.5 mm/0.217 in blue: **236-512/332-006**

❶ With blue insulating housings suitable f. EEx i-applic. (only pin spacings 7.5/7.62 mm and 10/10.16 mm)

Dimensions (in mm) (Adjustment of pin spacing is made by pulling on the end blocks so that they expand to satisfy the hole centers required.)

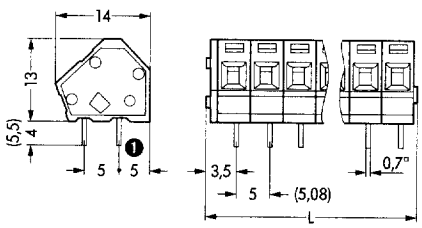

Diameter of drilled hole: $1.1^{+0.1}$ mm
L = (No. of poles x pin spacing) + 2.3 mm

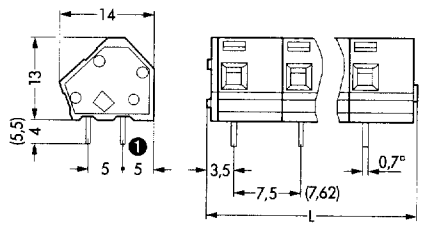

Diameter of drilled hole: $1.1^{+0.1}$ mm
L = (No. of poles x pin spacing) + 2.3 mm

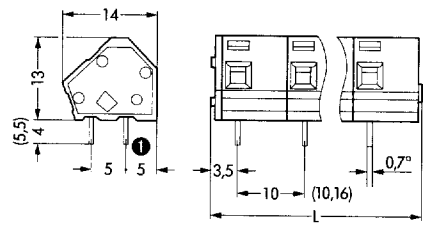

Diameter of drilled hole: $1.1^{+0.1}$ mm
L = (No. of poles x pin spacing) + 2.3 mm