




Relays & Contactors > Relays > Power Relays



Relay Type: **Standard**
Coil Magnetic System: **Bistable, 1 Coil, Polarized**
Coil Power Rating DC: **200 mW**
Coil Resistance: **125 Ω**
Coil Voltage Rating: **6 VDC**

Features

Product Type Features

Relay Type	Standard
------------	----------

Configuration Features

Insulation Special Features	Tracking Index of Relay Base PTI250
Contact Arrangement	1 Form C (CO)
Contact Number of Poles	1

Electrical Characteristics

Insulation Initial Dielectric Between Open Contacts	1000 Vrms
Contact Limiting Making Current	5 A
Contact Limiting Short-Time Current	5 A
Contact Limiting Continuous Current	5 A
Insulation Initial Dielectric Between Contacts & Coil	4000 Vrms
Insulation Initial Resistance	10000000 M Ω
Contact Limiting Breaking Current	5 A
Coil Power Rating DC	200 mW



Coil Resistance	125 Ω
Coil Voltage Rating	6 VDC
Contact Current Rating	5 A
Contact Switching Voltage (Max)	400 VAC
Contact Voltage Rating	250 VAC

Body Features

Product Weight	5 g[.1764 oz]
----------------	---------------

Contact Features

Contact Material	AgNi90/10
------------------	-----------

Termination Features

Relay Connection Type	PCB Termination
Terminal Configuration	Solder Pins

Mechanical Attachment

Product Mount Type	Printed Circuit Board
--------------------	-----------------------

Dimensions

Insulation Clearance Between Contact & Coil	3.2 mm[.126 in]
Insulation Creepage Between Contact & Coil	4 mm[.157 in]
Product Width	10 mm[.393 in]
Product Length	20 mm[.787 in]
Product Height	10 mm[.393 in]

Usage Conditions

Environmental Ambient Temperature (Max)	85 °C[185 °F]
---	---------------

Operation/Application

Solder Process	Wave Solder
Coil Magnetic System	Bistable, 1 Coil, Polarized

Packaging Features

Packaging Method	Box & Tube, Carton
------------------	--------------------

Other

Length Class (Mechanical)	16 - 20 mm
Insulation Initial Dielectric Between Coil & Contact Class	3500 - 4000 V
Environmental Ambient Temperature Class	70 - 85 °C



Insulation Creepage Class	3 - 5.5 mm
Insulation Clearance Class	2.5 - 4 mm
Height Class (Mechanical)	9 - 10 mm
Coil Power Rating Class	200 - 300 mW
Width Class (Mechanical)	8 - 10 mm
Contact Current Class	16 A

Product Compliance

For compliance documentation, visit the product page on TE.com>

EU RoHS Directive 2011/65/EU	Compliant
EU ELV Directive 2000/53/EC	Compliant
China RoHS 2 Directive MIIT Order No 32, 2016	No Restricted Materials Above Threshold
EU REACH Regulation (EC) No. 1907/2006	Current ECHA Candidate List: JAN 2024 (240) Candidate List Declared Against: JAN 2024 (240) Does not contain REACH SVHC
Halogen Content	Not Low Halogen - contains Br or Cl > 900 ppm.
Solder Process Capability	Wave solder capable to 260°C

Product Compliance Disclaimer

This information is provided based on reasonable inquiry of our suppliers and represents our current actual knowledge based on the information they provided. This information is subject to change. The part numbers that TE has identified as EU RoHS compliant have a maximum concentration of 0.1% by weight in homogenous materials for lead, hexavalent chromium, mercury, PBB, PBDE, DBP, BBP, DEHP, DIBP, and 0.01% for cadmium, or qualify for an exemption to these limits as defined in the Annexes of Directive 2011/65/EU (RoHS2). Finished electrical and electronic equipment products will be CE marked as required by Directive 2011/65/EU. Components may not be CE marked. Additionally, the part numbers that TE has identified as EU ELV compliant have a maximum concentration of 0.1% by weight in homogenous materials for lead, hexavalent chromium, and mercury, and 0.01% for cadmium, or qualify for an exemption to these limits as defined in the Annexes of Directive 2000/53/EC (ELV). Regarding the REACH Regulation, the information TE provides on SVHC in articles for this part number is based on the latest European Chemicals Agency (ECHA) 'Guidance on requirements for substances in articles' posted at this URL: <https://echa.europa.eu/guidance-documents/guidance-on-reach>

Compatible Parts





TE Part # 1415390-1
PE014F03



TE Part # 2-1415390-1
PE014F06



TE Part # 3-1415542-4
PE015F05

Also in the Series | SCHRACK Miniature PCB Relay PE bistable

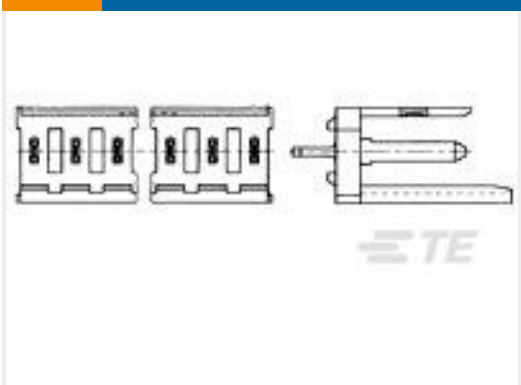


Power Relays(40)

Customers Also Bought



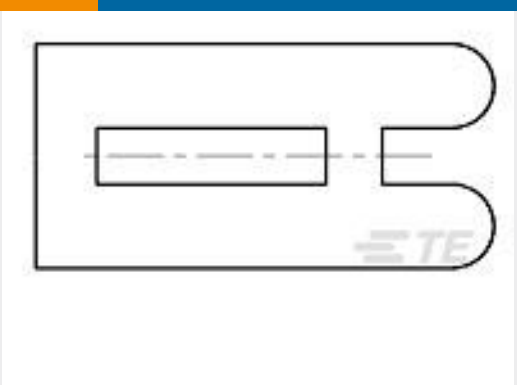
TE Part # 826468-4
4P MOD II SHROUDED HEADER, RT ANG.



TE Part # 280617-2
MOD I INCREMENTAL ASSY



TE Part # 826468-6
6P MOD II SHROUDED HEADER, RT ANG.



TE Part # 926498-1
KEYING PART



TE Part # 1-1474644-5
FSN-22A-9



TE Part # 3-1474644-9
FSN-22A-2



TE Part # 2385692-1
USB4 RECPTACLE ON BOARD



TE Part # 826467-6
6P MOD II SHROUDED HEADER, ST



TE Part # 826467-4
4P MOD II SHROUDED HEADER, ST



Documents

CAD Files

Customer View Model

ENG_CVM_CVM_1-1415390-1_E2.3d_igs.zip

English

Customer View Model

ENG_CVM_CVM_1-1415390-1_E2.3d_stp.zip

English

Customer View Model

ENG_CVM_CVM_1-1415390-1_E2.2d_dxf.zip

English

3D PDF

3D

By downloading the CAD file I accept and agree to the [Terms and Conditions](#) of use.

Datasheets & Catalog Pages

Miniature PCB Relay PE bistable

English

Product Specifications

Definitions General Purpose Relays

English

Agency Approvals

VDE Certificate

English