



Features

- 9 mm Round / Single Turn / Carbon Commercial / Open Frame
- Top and side adjust
- Cross slot adjustment design
- Horizontal and vertical mounting styles
- Dust resistant/splash resistant covers
- PC board stand-offs and retention feature

- RoHS compliant*
- For trimmer applications/processing guidelines, [click here](#)

3319 - 9 mm Round Trimpot® Trimming Potentiometer

Electrical Characteristics

Standard Resistance Range 100 to 1 megohm
 (see standard resistance table)
 Resistance Tolerance ±25 % std.
 End Resistance 2 % max. (≤2K = 30 ohms)
 Contact Resistance Variation 3 % max.
 Resolution Infinite
 Adjustment Angle 235 ° nom.

Environmental Characteristics

Power Rating (200 volts max.)
 70 °C 0.2 watt
 Temperature Range -25 °C to +100 °C
 Temperature Coefficient ±1000 ppm/°C
 Load Life 1,000 hours 0.2 watt @ 70 °C
 (<100K = +3/-7 % ΔTR)
 (≥100K = +3/-10 % ΔTR)

Physical Characteristics

Torque (Operating) 5 oz-in. max.
 Stop Strength 11.0 oz-in. min.
 Terminals Solderable pins
 Marking Manufacturer's trademark, resistance code
 Standard Packaging 200 pcs. per bag
 Adjustment Tool H-90

Aqueous cleaning not recommended

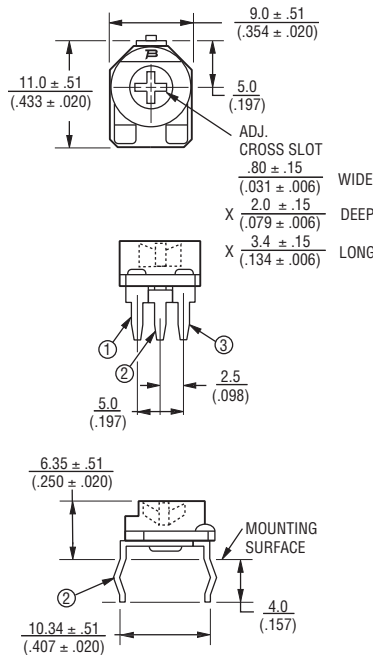
Standard Resistance Table

Resistance (Ohms)	Resistance Code
100	101
200	201
500	501
1,000	102
2,000	202
5,000	502
10,000	103
20,000	203
50,000	503
100,000	104
200,000	204
500,000	504
1,000,000	105

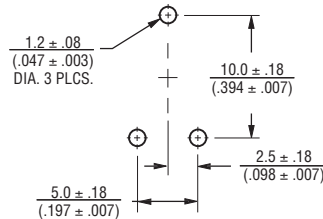
Popular distribution resistance values listed in boldface.

Product Dimensions

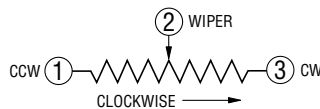
3319P-1 Top Adjust



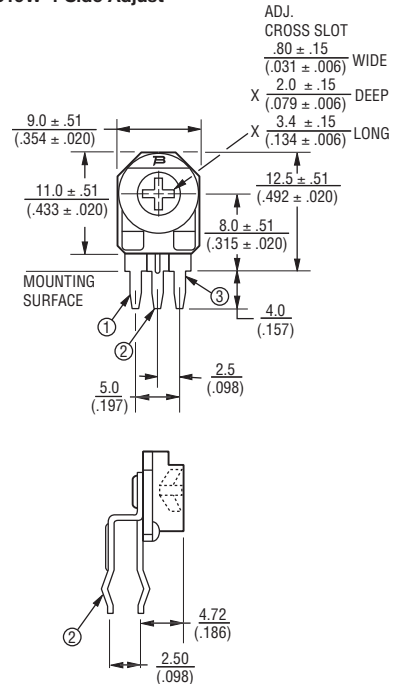
SUGGESTED PWB LAYOUT



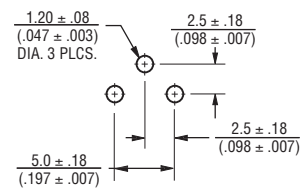
DIMENSIONS: $\frac{\text{MM}}{\text{(INCHES)}}$
 TOLERANCES: $\pm \frac{0.25}{(.010)}$ EXCEPT WHERE NOTED



3319W-1 Side Adjust



SUGGESTED PWB LAYOUT



How To Order

3319 W - 1 - 103

Model _____
 Pin Style _____
 P = Top Adjust
 W = Side Adjust
 Rotor Style _____
 -1 = Standard
 Resistance Code _____

REV. 06/13

*RoHS Directive 2002/95/EC Jan. 27, 2003 including annex and RoHS Recast 2011/65/EU June 8, 2011.

"Trimpot" is a registered trademark of Bourns, Inc.
 Specifications are subject to change without notice.

The device characteristics and parameters in this data sheet can and do vary in different applications and actual device performance may vary over time.
 Users should verify actual device performance in their specific applications.