


## Base strip - MC 0,5/12-G-2,5 - 1881545

Please be informed that the data shown in this PDF Document is generated from our Online Catalog. Please find the complete data in the user's documentation. Our General Terms of Use for Downloads are valid (<http://phoenixcontact.com/download>)

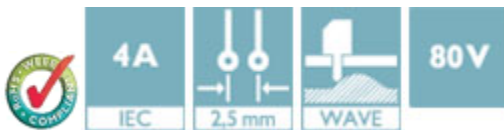
Header, Nominal current: 4 A, Rated voltage (III/2): 160 V, Number of positions: 12, Pitch: 2.5 mm, Color: green, Contact surface: Tin, Mounting: Wave soldering



The figure shows a 10-position version of the product

### Product Features

- Low-profile pin strips with a compact MICRO pitch of 2.5 mm
- Plug-in direction parallel and vertical to the PCB
- Individual position coding by inserting coding profiles



### Key Commercial Data

Packing unit	1 pc
Minimum order quantity	50 pc
Weight per Piece (excluding packing)	2.73 g
Custom tariff number	85366990
Country of origin	Germany

### Technical data

#### Dimensions

Length	10.1 mm
Pitch	2.50 mm
Dimension a	27.5 mm
Constructional height	9 mm
Height	8.1 mm
Length of the solder pin	3.8 mm
Pin dimensions	0,8 x 0,8 mm
Hole diameter	1.2 mm

## Base strip - MC 0,5/12-G-2,5 - 1881545

### Technical data

#### General

Range of articles	MC 0,5/...-G
Insulating material group	I
Rated surge voltage (III/3)	1.5 kV
Rated surge voltage (III/2)	2.5 kV
Rated surge voltage (II/2)	2.5 kV
Rated voltage (III/3)	80 V
Rated voltage (III/2)	160 V
Rated voltage (II/2)	320 V
Connection in acc. with standard	EN-VDE
Nominal current I <sub>N</sub>	4 A
Maximum load current	4 A
Insulating material	PA
Flammability rating according to UL 94	V0
Color	green
Number of positions	12

#### Standards and Regulations

Connection in acc. with standard	EN-VDE
	CUL
Flammability rating according to UL 94	V0

### Classifications

#### eCl@ss

eCl@ss 4.0	272607xx
eCl@ss 4.1	27260701
eCl@ss 5.0	27260701
eCl@ss 5.1	27260701
eCl@ss 6.0	27260704
eCl@ss 7.0	27440402
eCl@ss 8.0	27440402
eCl@ss 9.0	27440402

#### ETIM

ETIM 3.0	EC001121
ETIM 4.0	EC002637
ETIM 5.0	EC002637

## Base strip - MC 0,5/12-G-2,5 - 1881545

### Classifications

#### UNSPSC

UNSPSC 6.01	30211810
UNSPSC 7.0901	39121409
UNSPSC 11	39121409
UNSPSC 12.01	39121409
UNSPSC 13.2	39121409

### Approvals

#### Approvals


#### Approvals


UL Recognized / VDE Gutachten mit Fertigungsüberwachung / cUL Recognized / IECCEB Scheme / CCA / EAC / cULus Recognized

#### Ex Approvals

#### Approvals submitted

### Approval details

UL Recognized 	
	B
Nominal current I <sub>N</sub>	4 A
Nominal voltage U <sub>N</sub>	125 V

VDE Gutachten mit Fertigungsüberwachung 	
Nominal current I <sub>N</sub>	4 A
Nominal voltage U <sub>N</sub>	80 V

# Base strip - MC 0,5/12-G-2,5 - 1881545

## Approvals

cUL Recognized	
	B
Nominal current IN	4 A
Nominal voltage UN	125 V

IECEE CB Scheme	
Nominal current IN	4 A
Nominal voltage UN	80 V

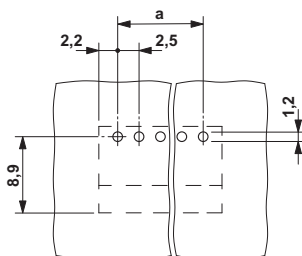
CCA	
Nominal current IN	4 A
Nominal voltage UN	80 V

EAC	
-----	--

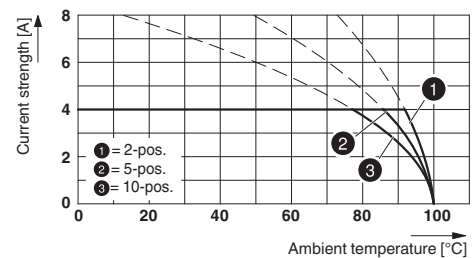
cULus Recognized	
------------------	--

## Drawings

Drilling diagram



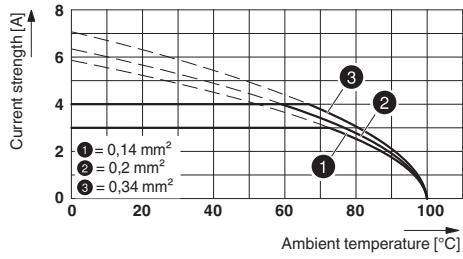
Diagram



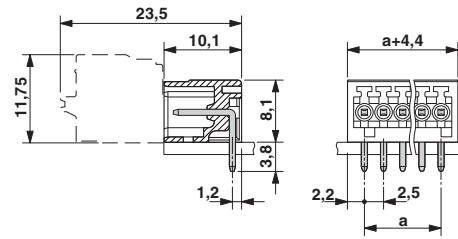
Type: FK-MC 0,5/...-ST-2,5 with MC 0,5/...-G-2,5

# Base strip - MC 0,5/12-G-2,5 - 1881545

Diagram



Dimensional drawing



Type: FK-MC 0,5/...-ST-2,5 with MC 0,5/...-G-2,5