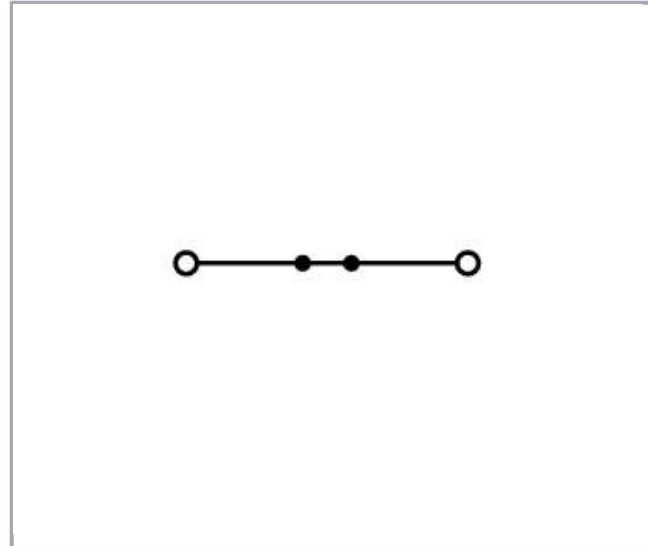


## Data sheet | Item number: 2000-1205

2-conductor through terminal block; 1 mm<sup>2</sup>; suitable for Ex e II applications; side and center marking; for DIN-rail 35 x 15 and 35 x 7.5; Push-in CAGE CLAMP®; 1,00 mm<sup>2</sup>; black

[www.wago.com/2000-1205](http://www.wago.com/2000-1205)



RoHS Compliant

[BOMcheck.net](https://www.bomcheck.net)

Color:

### Data

#### Electrical data

#### Ratings per IEC/EN 60664-1

Ratings per	IEC/EN 60947-7-1
Nominal voltage (III/3)	800 V
Rated surge voltage (III/3)	8 kV
Rated current	13.5 A
Rated current 2	17.5 A
Legend (ratings)	(III / 3) ≙ Overvoltage category III / Pollution degree 3

#### Approvals per UL 1059

Rated voltage UL (Use Group B)	600 V
--------------------------------	-------

Subject to changes. Please also observe the further product documentation!

WAGO Kontakttechnik GmbH & Co. KG  
Hansastr. 27  
32423 Minden  
Phone: +49571 887-0 | Fax: +49571 887-169  
Email: [info.de@wago.com](mailto:info.de@wago.com) | Web: [www.wago.com](http://www.wago.com)

Do you have any questions about our products?  
We are always happy to take your call at +49 (571) 887-44222.



Rated current UL (Use Group B)	15 A
Rated voltage UL (Use Group C)	600 V
Rated current UL (Use Group C)	15 A

### Approvals per CSA

Rated voltage CSA (Use Group B)	600 V
Rated current CSA (Use Group B)	10 A
Rated voltage CSA (Use Group C)	600 V
Rated current CSA (Use Group C)	10 A

### Approvals Ex

Rated voltage EN (Ex e II)	550 V
Rated current (Ex e II)	13 A
Rated current (Ex e II) with jumper	12 A

### Connection data

Connection technology	Push-in CAGE CLAMP®
Actuation type	Push-in Open Tool Slot
Connectable conductor materials	Copper
Nominal cross-section	1 mm <sup>2</sup>
Solid conductor	0,14 ... 1,5 mm <sup>2</sup> / 24 ... 16 AWG
Solid conductor; push-in termination	0,5 ... 1,5 mm <sup>2</sup> / 20 ... 16 AWG
Fine-stranded conductor	0,14 ... 1,5 mm <sup>2</sup> / 24 ... 16 AWG
Fine-stranded conductor; with insulated ferrule	0,5 ... 0,75 mm <sup>2</sup> / 20 ... 18 AWG
Fine-stranded conductor; with ferrule; push-in termination	0,5 ... 0,75 mm <sup>2</sup> / 20 ... 18 AWG
Strip length	9 ... 11 mm / 0.35 ... 0.43 inch
Total number of connection points	2
Total number of potentials	1
Number of levels	1
Wiring type	Front-entry wiring
Note (conductor cross-section)	Depending on the conductor characteristic, a conductor with a smaller cross-section can also be inserted via push-in termination.
Number of jumper slots	2

### Geometrical Data

Width	3,5 mm / 0.138 inch
-------	---------------------

Subject to changes. Please also observe the further product documentation!

Height from upper-edge of DIN-rail	32,9 mm / 1.295 inch
Depth	48,5 mm / 1.909 inch

### Mechanical data

Design	horizontal type
Mounting type	DIN-35 rail
Marking level	Center/side marking

### Material Data




Color	black
Insulation material	Polyamide 66 (PA 66)
Fire load	0.079 MJ
Weight	3.6 g

### Commercial data

Packaging type	BOX
Country of origin	CN
GTIN	4045454966805
Customs tariff number	85369010000




### Approvals / Certificates

#### Ex-Approvals





Logo	Approval	Additional Approval Text	Certificate name
	AEx Underwriters Laboratories Inc.	UL 60079	E185892
	ATEX Physikalisch Technische Bundesanstalt	EN 60079	PTB 11 ATEX 1041 U (II 2 G Ex e IIC GB / I M 2 Ex e I Mb)
	IECEX Physikalisch Technische Bundesanstalt	IEC 60079	IECEX PTB 11.0093U

Subject to changes. Please also observe the further product documentation!

## Country specific Approvals

Logo	Approval	Additional Approval Text	Certificate name
	CCA DEKRA Certification B.V.	EN 60947	71- 102841
	CSA DEKRA Certification B.V.	C22.2 No. 158	2130762
	EAC Brjansker Zertifizierungsstelle	TP TC 012/2011	RU C-DE. AM02.B. 00127/19

## Ship Approvals

Logo	Approval	Additional Approval Text	Certificate name
	ABS American Bureau of Shipping	EN 60947	20- HG1941090- PDA
	BV Bureau Veritas S.A.	EN 60947	38586/A0 BV
	DNV GL Det Norske Veritas, Germanischer Lloyd	-	TAE00001V2
	LR Lloyds Register	EN 60947	91/20112 (E9)

## UL-Approvals

Logo	Approval	Additional Approval Text	Certificate name
	UL	UL 1059	20190930-


Subject to changes. Please also observe the further product documentation!



## Counterpart

## Compatible products
















### Marking accessories

	<b>Item no.: 2009-110</b> Marking strips; on reel; not stretchable; plain; snap-on type; white	<a href="http://www.wago.com/2009-110">www.wago.com/2009-110</a>
	<b>Item no.: 2009-113</b> WMB-Inline; for Smart Printer; 2300 pieces on roll; plain; snap-on type; white	<a href="http://www.wago.com/2009-113">www.wago.com/2009-113</a>
	<b>Item no.: 2009-113/000-002</b> WMB-Inline; for Smart Printer; 2300 pieces on roll; plain; snap-on type; yellow	<a href="http://www.wago.com/2009-113/000-002">www.wago.com/2009-113/000-002</a>
	<b>Item no.: 2009-113/000-005</b> WMB-Inline; for Smart Printer; 2300 pieces on roll; plain; snap-on type; red	<a href="http://www.wago.com/2009-113/000-005">www.wago.com/2009-113/000-005</a>
	<b>Item no.: 2009-113/000-006</b> WMB-Inline; for Smart Printer; 2300 pieces on roll; plain; snap-on type; blue	<a href="http://www.wago.com/2009-113/000-006">www.wago.com/2009-113/000-006</a>
	<b>Item no.: 2009-113/000-007</b> WMB-Inline; for Smart Printer; 2300 pieces on roll; plain; snap-on type; gray	<a href="http://www.wago.com/2009-113/000-007">www.wago.com/2009-113/000-007</a>
	<b>Item no.: 2009-113/000-012</b> WMB-Inline; for Smart Printer; 2300 pieces on roll; plain; snap-on type; orange	<a href="http://www.wago.com/2009-113/000-012">www.wago.com/2009-113/000-012</a>
	<b>Item no.: 2009-113/000-017</b> WMB-Inline; for Smart Printer; 2300 pieces on roll; plain; snap-on type; light green	<a href="http://www.wago.com/2009-113/000-017">www.wago.com/2009-113/000-017</a>















Subject to changes. Please also observe the further product documentation!

WAGO Kontakttechnik GmbH & Co. KG  
 Hansastr. 27  
 32423 Minden  
 Phone: +49571 887-0 | Fax: +49571 887-169  
 Email: [info.de@wago.com](mailto:info.de@wago.com) | Web: [www.wago.com](http://www.wago.com)
















Do you have any questions about our products?  
 We are always happy to take your call at +49 (571) 887-44222.

	<p><b>Item no.:</b> 2009-113/000-023 WMB-Inline; for Smart Printer; 2300 pieces on roll; plain; snap-on type; green</p>	<a href="http://www.wago.com/2009-113/000-023">www.wago.com/2009-113/000-023</a>
	<p><b>Item no.:</b> 2009-113/000-024 WMB-Inline; for Smart Printer; 2300 pieces on roll; plain; snap-on type; violet</p>	<a href="http://www.wago.com/2009-113/000-024">www.wago.com/2009-113/000-024</a>
	<p><b>Item no.:</b> 2009-191 Group marker carrier</p>	<a href="http://www.wago.com/2009-191">www.wago.com/2009-191</a>
	<p><b>Item no.:</b> 793-3501 WMB marking card; as card; plain; snap-on type; white</p>	<a href="http://www.wago.com/793-3501">www.wago.com/793-3501</a>
<b>tools</b>		
	<p><b>Item no.:</b> 210-647 Operating tool; Blade: 2.5 x 0.4 mm; with a partially insulated shaft</p>	<a href="http://www.wago.com/210-647">www.wago.com/210-647</a>
	<p><b>Item no.:</b> 210-648 Operating tool; Blade: 2.5 x 0.4 mm; with a partially insulated shaft; angled; short</p>	<a href="http://www.wago.com/210-648">www.wago.com/210-648</a>
	<p><b>Item no.:</b> 210-719 Operating tool; Blade: 2.5 x 0.4 mm; with a partially insulated shaft</p>	<a href="http://www.wago.com/210-719">www.wago.com/210-719</a>
<b>Jumper</b>		
	<p><b>Item no.:</b> 2000-402 Jumper; 2-way; insulated; light gray</p>	<a href="http://www.wago.com/2000-402">www.wago.com/2000-402</a>
	<p><b>Item no.:</b> 2000-402/000-005 Jumper; 2-way; insulated; red</p>	<a href="http://www.wago.com/2000-402/000-005">www.wago.com/2000-402/000-005</a>
	<p><b>Item no.:</b> 2000-402/000-006 Jumper; 2-way; insulated; blue</p>	<a href="http://www.wago.com/2000-402/000-006">www.wago.com/2000-402/000-006</a>
	<p><b>Item no.:</b> 2000-402/000-018 Jumper; 2-way; insulated; yellow-green</p>	<a href="http://www.wago.com/2000-402/000-018">www.wago.com/2000-402/000-018</a>
	<p><b>Item no.:</b> 2000-403 Jumper; 3-way; insulated; light gray</p>	<a href="http://www.wago.com/2000-403">www.wago.com/2000-403</a>
	<p><b>Item no.:</b> 2000-403/000-005 Jumper; 3-way; insulated; red</p>	<a href="http://www.wago.com/2000-403/000-005">www.wago.com/2000-403/000-005</a>
	<p><b>Item no.:</b> 2000-403/000-006 Jumper; 3-way; insulated; blue</p>	<a href="http://www.wago.com/2000-403/000-006">www.wago.com/2000-403/000-006</a>
	<p><b>Item no.:</b> 2000-404 Jumper; 4-way; insulated; light gray</p>	<a href="http://www.wago.com/2000-404">www.wago.com/2000-404</a>

Subject to changes. Please also observe the further product documentation!


















	<p><b>Item no.:</b> 2000-404/000-005                      Jumper; 4-way; insulated; red</p>	<a href="http://www.wago.com/2000-404/000-005">www.wago.com/2000-404/000-005</a>
	<p><b>Item no.:</b> 2000-404/000-006                      Jumper; 4-way; insulated; blue</p>	<a href="http://www.wago.com/2000-404/000-006">www.wago.com/2000-404/000-006</a>
	<p><b>Item no.:</b> 2000-405                      Jumper; 5-way; insulated; light gray</p>	<a href="http://www.wago.com/2000-405">www.wago.com/2000-405</a>
	<p><b>Item no.:</b> 2000-405/000-005                      Jumper; 5-way; insulated; red</p>	<a href="http://www.wago.com/2000-405/000-005">www.wago.com/2000-405/000-005</a>
	<p><b>Item no.:</b> 2000-405/000-006                      Jumper; 5-way; insulated; blue</p>	<a href="http://www.wago.com/2000-405/000-006">www.wago.com/2000-405/000-006</a>
	<p><b>Item no.:</b> 2000-405/011-000                      Star point jumper; 3-way; insulated; light gray</p>	<a href="http://www.wago.com/2000-405/011-000">www.wago.com/2000-405/011-000</a>
	<p><b>Item no.:</b> 2000-406                      Jumper; 6-way; insulated; light gray</p>	<a href="http://www.wago.com/2000-406">www.wago.com/2000-406</a>
	<p><b>Item no.:</b> 2000-406/000-005                      Jumper; 6-way; insulated; red</p>	<a href="http://www.wago.com/2000-406/000-005">www.wago.com/2000-406/000-005</a>
	<p><b>Item no.:</b> 2000-406/000-006                      Jumper; 6-way; insulated; blue</p>	<a href="http://www.wago.com/2000-406/000-006">www.wago.com/2000-406/000-006</a>
	<p><b>Item no.:</b> 2000-406/020-000                      Delta jumper; insulated; light gray</p>	<a href="http://www.wago.com/2000-406/020-000">www.wago.com/2000-406/020-000</a>
	<p><b>Item no.:</b> 2000-407                      Jumper; 7-way; insulated; light gray</p>	<a href="http://www.wago.com/2000-407">www.wago.com/2000-407</a>
	<p><b>Item no.:</b> 2000-407/000-005                      Jumper; 7-way; insulated; red</p>	<a href="http://www.wago.com/2000-407/000-005">www.wago.com/2000-407/000-005</a>
	<p><b>Item no.:</b> 2000-407/000-006                      Jumper; 7-way; insulated; blue</p>	<a href="http://www.wago.com/2000-407/000-006">www.wago.com/2000-407/000-006</a>
	<p><b>Item no.:</b> 2000-408                      Jumper; 8-way; insulated; light gray</p>	<a href="http://www.wago.com/2000-408">www.wago.com/2000-408</a>

Subject to changes. Please also observe the further product documentation!


















	<p><b>Item no.:</b> 2000-408/000-005                      Jumper; 8-way; insulated; red</p>	<a href="http://www.wago.com/2000-408/000-005">www.wago.com/2000-408/000-005</a>
	<p><b>Item no.:</b> 2000-408/000-006                      Jumper; 8-way; insulated; blue</p>	<a href="http://www.wago.com/2000-408/000-006">www.wago.com/2000-408/000-006</a>
	<p><b>Item no.:</b> 2000-409                      Jumper; 9-way; insulated; light gray</p>	<a href="http://www.wago.com/2000-409">www.wago.com/2000-409</a>
	<p><b>Item no.:</b> 2000-409/000-005                      Jumper; 9-way; insulated; red</p>	<a href="http://www.wago.com/2000-409/000-005">www.wago.com/2000-409/000-005</a>
	<p><b>Item no.:</b> 2000-409/000-006                      Jumper; 9-way; insulated; blue</p>	<a href="http://www.wago.com/2000-409/000-006">www.wago.com/2000-409/000-006</a>
	<p><b>Item no.:</b> 2000-410                      Jumper; 10-way; insulated; light gray</p>	<a href="http://www.wago.com/2000-410">www.wago.com/2000-410</a>
	<p><b>Item no.:</b> 2000-410/000-005                      Jumper; 10-way; insulated; red</p>	<a href="http://www.wago.com/2000-410/000-005">www.wago.com/2000-410/000-005</a>
	<p><b>Item no.:</b> 2000-410/000-006                      Jumper; 10-way; insulated; blue</p>	<a href="http://www.wago.com/2000-410/000-006">www.wago.com/2000-410/000-006</a>
	<p><b>Item no.:</b> 2000-433                      Jumper; from 1 to 3; insulated; light gray</p>	<a href="http://www.wago.com/2000-433">www.wago.com/2000-433</a>
	<p><b>Item no.:</b> 2000-433/000-005                      Jumper; from 1 to 3; insulated; red</p>	<a href="http://www.wago.com/2000-433/000-005">www.wago.com/2000-433/000-005</a>
	<p><b>Item no.:</b> 2000-433/000-006                      Jumper; from 1 to 3; insulated; blue</p>	<a href="http://www.wago.com/2000-433/000-006">www.wago.com/2000-433/000-006</a>
	<p><b>Item no.:</b> 2000-434                      Jumper; from 1 to 4; insulated; light gray</p>	<a href="http://www.wago.com/2000-434">www.wago.com/2000-434</a>
	<p><b>Item no.:</b> 2000-435                      Jumper; from 1 to 5; insulated; light gray</p>	<a href="http://www.wago.com/2000-435">www.wago.com/2000-435</a>
	<p><b>Item no.:</b> 2000-436                      Jumper; from 1 to 6; insulated; light gray</p>	<a href="http://www.wago.com/2000-436">www.wago.com/2000-436</a>
	<p><b>Item no.:</b> 2000-437                      Jumper; from 1 to 7; insulated; light gray</p>	<a href="http://www.wago.com/2000-437">www.wago.com/2000-437</a>

Subject to changes. Please also observe the further product documentation!



	<b>Item no.: 2000-438</b> Jumper; from 1 to 8; insulated; light gray	<a href="http://www.wago.com/2000-438">www.wago.com/2000-438</a>
	<b>Item no.: 2000-439</b> Jumper; from 1 to 9; insulated; light gray	<a href="http://www.wago.com/2000-439">www.wago.com/2000-439</a>
	<b>Item no.: 2000-440</b> Jumper; from 1 to 10; insulated; light gray	<a href="http://www.wago.com/2000-440">www.wago.com/2000-440</a>
	<b>Item no.: 210-103</b> Wire commoning chain; insulated; black	<a href="http://www.wago.com/210-103">www.wago.com/210-103</a>
	<b>Item no.: 210-123</b> Wire commoning chain; insulated; blue	<a href="http://www.wago.com/210-123">www.wago.com/210-123</a>
<b>End plate</b>		
	<b>Item no.: 209-190</b> Separator for Ex e/Ex i applications; 3 mm thick; 90 mm wide; orange	<a href="http://www.wago.com/209-190">www.wago.com/209-190</a>
	<b>Item no.: 209-191</b> Separator for Ex e/Ex i applications; 3 mm thick; 120 mm wide; orange	<a href="http://www.wago.com/209-191">www.wago.com/209-191</a>
<b>Push-In type wire jumper</b>		
	<b>Item no.: 2009-402</b> Push-in type wire jumper; 0.75 mm <sup>2</sup> ; insulated; 60 mm long; gray	<a href="http://www.wago.com/2009-402">www.wago.com/2009-402</a>
	<b>Item no.: 2009-404</b> Push-in type wire jumper; 0.75 mm <sup>2</sup> ; insulated; 110 mm long; gray	<a href="http://www.wago.com/2009-404">www.wago.com/2009-404</a>
	<b>Item no.: 2009-406</b> Push-in type wire jumper; 0.75 mm <sup>2</sup> ; insulated; 250 mm long; gray	<a href="http://www.wago.com/2009-406">www.wago.com/2009-406</a>
<b>check</b>		
	<b>Item no.: 2000-510</b> TOPJOB®S L-type test plug module; modular; for jumper contact slot; 1,00 mm <sup>2</sup> ; gray	<a href="http://www.wago.com/2000-510">www.wago.com/2000-510</a>
	<b>Item no.: 2000-511</b> TOPJOB®S L-type test plug module; modular; for jumper contact slot; 1-pole; 1,00 mm <sup>2</sup> ; gray	<a href="http://www.wago.com/2000-511">www.wago.com/2000-511</a>
	<b>Item no.: 2000-549</b> Spacer module; modular; e.g., for bridging commoned terminal blocks; gray	<a href="http://www.wago.com/2000-549">www.wago.com/2000-549</a>
	<b>Item no.: 2000-552</b> Modular TOPJOB®S connector; modular; for jumper contact slot; 2-pole; 1,00 mm <sup>2</sup> ; gray	<a href="http://www.wago.com/2000-552">www.wago.com/2000-552</a>
	<b>Item no.: 2000-553</b> Modular TOPJOB®S connector; modular; for jumper contact slot; 3-pole; 1,00 mm <sup>2</sup> ; gray	<a href="http://www.wago.com/2000-553">www.wago.com/2000-553</a>
	<b>Item no.: 2000-554</b> Modular TOPJOB®S connector; modular; for jumper contact slot; 4-pole; 1,00 mm <sup>2</sup> ; gray	<a href="http://www.wago.com/2000-554">www.wago.com/2000-554</a>
	<b>Item no.: 2000-555</b> Modular TOPJOB®S connector; modular; for jumper contact slot; 5-pole; 1,00 mm <sup>2</sup> ; gray	<a href="http://www.wago.com/2000-555">www.wago.com/2000-555</a>

Subject to changes. Please also observe the further product documentation!

	<b>Item no.: 2000-556</b> Modular TOPJOB®S connector; modular; for jumper contact slot; 6-pole; 1,00 mm <sup>2</sup> ; gray	<a href="http://www.wago.com/2000-556">www.wago.com/2000-556</a>
	<b>Item no.: 2000-557</b> Modular TOPJOB®S connector; modular; for jumper contact slot; 7-pole; 1,00 mm <sup>2</sup> ; gray	<a href="http://www.wago.com/2000-557">www.wago.com/2000-557</a>
	<b>Item no.: 2000-558</b> Modular TOPJOB®S connector; modular; for jumper contact slot; 8-pole; 1,00 mm <sup>2</sup> ; gray	<a href="http://www.wago.com/2000-558">www.wago.com/2000-558</a>
	<b>Item no.: 2000-559</b> Modular TOPJOB®S connector; modular; for jumper contact slot; 9-pole; 1,00 mm <sup>2</sup> ; gray	<a href="http://www.wago.com/2000-559">www.wago.com/2000-559</a>
	<b>Item no.: 2000-560</b> Modular TOPJOB®S connector; modular; for jumper contact slot; 10-pole; 1,00 mm <sup>2</sup> ; gray	<a href="http://www.wago.com/2000-560">www.wago.com/2000-560</a>
	<b>Item no.: 2009-174</b> Test plug adapter; for 4 mm Ø test plugs; for testing TOPJOB®S rail-mounted terminal blocks; gray	<a href="http://www.wago.com/2009-174">www.wago.com/2009-174</a>
	<b>Item no.: 2009-182</b> Testing tap; for max. 2.5 mm <sup>2</sup> ; tool-free connection for individual test wires 0.08 - 2.5 mm; gray	<a href="http://www.wago.com/2009-182">www.wago.com/2009-182</a>
	<b>Item no.: 210-136</b> Test plug; 2 mm Ø; with 500 mm cable; red	<a href="http://www.wago.com/210-136">www.wago.com/210-136</a>
	<b>Item no.: 210-137</b> Test plug; 2.3 mm Ø; with 500 mm cable; yellow	<a href="http://www.wago.com/210-137">www.wago.com/210-137</a>
<b>Carrier rail</b>		
	<b>Item no.: 210-112</b> Steel carrier rail; 35 x 7.5 mm; 1 mm thick; 2 m long; slotted; according to EN 60715; "Hole width 25 mm	<a href="http://www.wago.com/210-112">www.wago.com/210-112</a>
	<b>Item no.: 210-113</b> Steel carrier rail; 35 x 7.5 mm; 1 mm thick; 2 m long; unslotted; according to EN 60715	<a href="http://www.wago.com/210-113">www.wago.com/210-113</a>
	<b>Item no.: 210-114</b> Steel carrier rail; 35 x 15 mm; 1.5 mm thick; 2 m long; unslotted; similar to EN 60715	<a href="http://www.wago.com/210-114">www.wago.com/210-114</a>
	<b>Item no.: 210-115</b> Steel carrier rail; 35 x 7.5 mm; 1 mm thick; 2 m long; slotted; according to EN 60715; "Hole width 18 mm	<a href="http://www.wago.com/210-115">www.wago.com/210-115</a>
	<b>Item no.: 210-118</b> Steel carrier rail; 35 x 15 mm; 2.3 mm thick; 2 m long; unslotted; according to EN 60715	<a href="http://www.wago.com/210-118">www.wago.com/210-118</a>
	<b>Item no.: 210-196</b> Aluminum carrier rail; 35 x 8.2 mm; 1.6 mm thick; 2 m long; unslotted; similar to EN 60715; silver-colored	<a href="http://www.wago.com/210-196">www.wago.com/210-196</a>
	<b>Item no.: 210-197</b> Steel carrier rail; 35 x 15 mm; 1.5 mm thick; 2 m long; slotted; similar to EN 60715	<a href="http://www.wago.com/210-197">www.wago.com/210-197</a>
	<b>Item no.: 210-198</b> Copper carrier rail; 35 x 15 mm; 2.3 mm thick; 2 m long; unslotted; according to EN 60715; copper-colored	<a href="http://www.wago.com/210-198">www.wago.com/210-198</a>

Subject to changes. Please also observe the further product documentation!

## Protective Warning Marker



Item no.: 2000-115

Protective warning marker; with high-voltage symbol, black; for 5 terminal blocks; yellow

[www.wago.com/2000-115](http://www.wago.com/2000-115)

## ferrule



Item no.: 216-241

Ferrule; Sleeve for 0.5 mm<sup>2</sup> / 20 AWG; insulated; electro-tin plated; electrolytic copper; gastight crimped; acc. to DIN 46228, Part 4/09.90; white[www.wago.com/216-241](http://www.wago.com/216-241)

Item no.: 216-242

Ferrule; Sleeve for 0.75 mm<sup>2</sup> / 18 AWG; insulated; electro-tin plated; electrolytic copper; gastight crimped; acc. to DIN 46228, Part 4/09.90; gray[www.wago.com/216-242](http://www.wago.com/216-242)

Item no.: 216-243

Ferrule; Sleeve for 1 mm<sup>2</sup> / AWG 18; insulated; electro-tin plated; electrolytic copper; gastight crimped; acc. to DIN 46228, Part 4/09.90; red[www.wago.com/216-243](http://www.wago.com/216-243)

## Downloads

## Documentation

## Bid Text

2000-1205 GAEB X81 - Datei	Feb 19, 2019	xml 4.0 kB	Download
2000-1205 GAEB docx - Datei	Aug 7, 2018	docx 14.8 kB	Download

## CAD/CAE-Data

## CAD data

2D/3D Models 2000-1205	URL	Download
------------------------	-----	----------

## CAE data

EPLAN Data Portal 2000-1205	URL	Download
WSCAD Universe 2000-1205	URL	Download
ZUKEN Portal 2000-1205	URL	Download

## Installation Notes

## Conductor termination

Subject to changes. Please also observe the further product documentation!

WAGO Kontakttechnik GmbH & Co. KG  
 Hansastr. 27  
 32423 Minden  
 Phone: +49571 887-0 | Fax: +49571 887-169  
 Email: [info.de@wago.com](mailto:info.de@wago.com) | Web: [www.wago.com](http://www.wago.com)


Do you have any questions about our products?  
 We are always happy to take your call at +49 (571) 887-44222.



All conductor types at a glance



Terminating solid and ferruled conductors via push-in connection.



Inserting conductors via push-in termination.

**Solid conductors** with cross-sections from either one size above, or up to two sizes below, the rated cross-section can be simply pushed in – no tools needed.

Subject to changes. Please also observe the further product documentation!



Inserting a conductor via operating tool.

Connecting fine-stranded conductors without ferrules, or small cross-sectional conductors that cannot be pushed in, is performed similarly to the original CAGE CLAMP® – just use an operating tool.

#### The smart feature:

To open the clamp, the operating tool is inserted vertically. The conductor entry is less than 15 degrees for easier wiring.

#### Commoning

Subject to changes. Please also observe the further product documentation!




The push-in type jumper bar system is based on the common plug and socket principle. Each terminal block is spring-loaded with a double socket and a resilient CrNi steel spring. The jumper contact material is pure electrolytic copper, which allows for an extremely small design capable of carrying the full-rated current of the terminal block. Ground terminal blocks can also be commoned using the same jumper system. Custom jumpers are created by breaking and removing jumper contacts (2000, 2001, 2002, 2004 Series).

#### Removing a push-in type jumper bar.


Insert the operating tool between the jumper and and partition wall of the dual jumper slots, then lift up the jumper.

Place the operating tool in the center of jumpers up to five contacts (see above), or alternately on both sides for jumpers with more than five contacts.


#### Commoning



This star point jumper has been specially developed to create a "star point" and is used on motor terminal boards equipped with TOPJOB® S rail-mount terminal blocks.




This delta jumper has been specially developed to create a delta configuration and is used on motor terminal boards equipped with TOPJOB® S rail-mount terminal blocks.




Push down the wire jumper (2009-402) until fully inserted. Lift the jumper with an operating tool for rewiring.

#### Testing


Subject to changes. Please also observe the further product documentation!




The modular TOPJOB® S connectors also connect conductors of the same size as the terminal blocks being used.




TOPJOB® S Connectors with a 2 mm Ø test socket for testing voltage via 2-pole voltage tester



Rail-mount terminal block assembly for electric motor wiring




Test plug adapter (2009-174, CAT II) for 4 mm Ø plugs – compatible with 2000 to 2016 Series




Testing tap (2009-182) for tool-free connection of test cables up to 2.5 mm<sup>2</sup> (12 AWG) – compatible with 2000 to 2016 Series


### Marking



Snapping WMB Inline markers into marker slots.





Subject to changes. Please also observe the further product documentation!



TOPJOB® S 2009-193 Group Marker Carrier (equipped with a marking strip) for all 2001 to 2016 Series TOPJOB® S Rail-Mount Terminal Blocks

Do not use on an end plate!




Through terminal blocks with a blue insulated housing are suitable for Ex i applications.




All through and ground conductor terminal blocks are suitable for Ex e II applications.

Subject to changes. Please also observe the further product documentation!

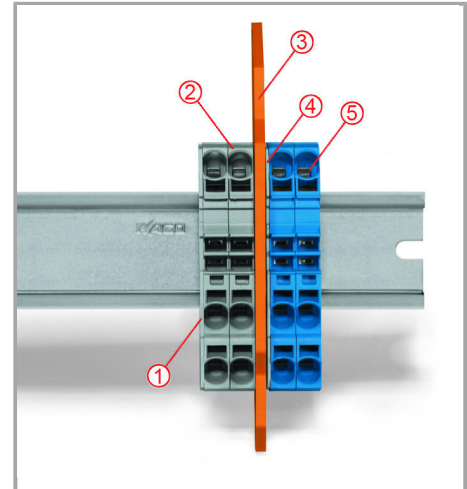




Separator for Ex e/Ex applications



Ex e II/Ex i terminal strip



Separator located between Ex e II and Ex i terminal strip

An end plate must be applied to the terminal block located directly behind an Ex e/Ex i separator plate.

**Notice:**

The movable feet of terminal blocks and separator plates must face the same direction.

End plate

Ex e II terminal blocks

Separator for Ex e/Ex i applications

End plate

Ex i terminal blocks

According to EN 50020, a minimum distance of 50 mm must be kept between live parts of Ex e and Ex i circuits. The use of Ex e/Ex i separators is a space-saving solution when Ex e and Ex i terminal blocks are mounted on a common carrier rail.

**Product family**

TOPJOB® S

Subject to changes. Please also observe the further product documentation!



TOPJOB® S: In various industrial applications and modern building installations, WAGO's wide and versatile range of rail-mount terminal blocks provides more than just reliable electrical connections.

[Show all products from the family](#)

Subject to changes. Please also observe the further product documentation!

---

WAGO Kontakttechnik GmbH & Co. KG  
Hansastr. 27  
32423 Minden  
Phone: +49571 887-0 | Fax: +49571 887-169  
Email: [info.de@wago.com](mailto:info.de@wago.com) | Web: [www.wago.com](http://www.wago.com)

Do you have any questions about our products?  
We are always happy to take your call at +49 (571) 887-44222.