

## Test terminal strip - RSCWE 6-3/4 - 3969920

Please be informed that the data shown in this PDF Document is generated from our Online Catalog. Please find the complete data in the user's documentation. Our General Terms of Use for Downloads are valid (<http://phoenixcontact.com/download>)



Test terminal strip, Connection method: Ring cable lug, Number of connections: 8, Number of positions: 4, Width: 65.2 mm, Height: 70.1 mm, Color: gray, Mounting type: Wall mounting

### Why buy this product

- Cost-effective, thanks to the tailored, modular design and use of standardized CLIPLINE complete accessories
- Space saving, thanks to compact, modular test terminal strips
- The integrated, robust switch contact is designed for the most stringent demands, and the use of high-quality materials ensures the transmission of signal currents, even after multiple actuations
- Maximum safety with leading and automatic transformer short circuit

### Key Commercial Data

Packing unit	1 STK
GTIN	 4 055626 127743
GTIN	4055626127743
Weight per Piece (excluding packing)	240.000 g
Custom tariff number	85366990
Country of origin	Poland

### Technical data

#### General

Number of positions	4
Number of levels	1
Number of connections	8
Potentials	4
Nominal cross section	6 mm <sup>2</sup>
Color	gray
Insulating material	PA
Flammability rating according to UL 94	V0
Rated surge voltage	4 kV

# Test terminal strip - RSCWE 6-3/4 - 3969920

## Technical data

### General

Overvoltage category	III
Insulating material group	I
Maximum power dissipation for nominal condition	1.31 W
Ambient temperature (operation)	-60 °C ... 100 °C
Maximum load current	30 A (with 10 mm <sup>2</sup> conductor cross section)
Current I <sub>th</sub>	24 A
Nominal voltage U <sub>N</sub>	400 V AC/DC
Open side panel	No
Terminal block mounting	0.8 Nm ... 1 Nm
Shock protection test specification	DIN EN 50274 (VDE 0660-514):2002-11
Back of the hand protection	guaranteed
Result of surge voltage test	Test passed
Surge voltage test setpoint	4.8 kV
Result of power-frequency withstand voltage test	Test passed
Power frequency withstand voltage setpoint	1.89 kV
Result of the test for mechanical stability of terminal points (5 x conductor connection)	Test passed
Result of tight fit on support	Test passed
Setpoint	5 N
Result of voltage-drop test	Test passed
Requirements, voltage drop	≤ 4.8 mV
Result of temperature-rise test	Test passed
Short circuit stability result	Test passed
Conductor cross section short circuit testing	4 mm <sup>2</sup>
Short-time current	300 A
Conductor cross section short circuit testing	4 mm <sup>2</sup>
Short-time current	500 A
Conductor cross section short circuit testing	4 mm <sup>2</sup>
Short-time current	150 A
Result of thermal test	Test passed
Proof of thermal characteristics (needle flame) effective duration	30 s
Oscillation, broadband noise test result	Test passed
Test specification, oscillation, broadband noise	DIN EN 50155 (VDE 0115-200):2008-03
Test spectrum	Service life test category 2, bogie mounted
Test frequency	f <sub>1</sub> = 5 Hz to f <sub>2</sub> = 250 Hz
ASD level	6.12 (m/s <sup>2</sup> ) <sup>2</sup> /Hz
Acceleration	3.12 g

# Test terminal strip - RSCWE 6-3/4 - 3969920

## Technical data

### General

Test duration per axis	5 h
Test directions	X-, Y- and Z-axis
Shock test result	Test passed
Test specification, shock test	DIN EN 50155 (VDE 0115-200):2008-03
Shock form	Half-sine
Acceleration	30g
Shock duration	18 ms
Number of shocks per direction	3
Test directions	X-, Y- and Z-axis (pos. and neg.)
Relative insulation material temperature index (Elec., UL 746 B)	130 °C
Temperature index of insulation material (DIN EN 60216-1 (VDE 0304-21))	125 °C
Static insulating material application in cold	-60 °C
Behavior in fire for rail vehicles (DIN 5510-2)	Test passed
Flame test method (DIN EN 60695-11-10)	V0
Oxygen index (DIN EN ISO 4589-2)	>32 %
NF F16-101, NF F10-102 Class I	2
NF F16-101, NF F10-102 Class F	2
Surface flammability NFPA 130 (ASTM E 162)	passed
Specific optical density of smoke NFPA 130 (ASTM E 662)	passed
Smoke gas toxicity NFPA 130 (SMP 800C)	passed
Calorimetric heat release NFPA 130 (ASTM E 1354)	27,5 MJ/kg
Fire protection for rail vehicles (DIN EN 45545-2) R22	HL 1 - HL 3
Fire protection for rail vehicles (DIN EN 45545-2) R23	HL 1 - HL 3
Fire protection for rail vehicles (DIN EN 45545-2) R24	HL 1 - HL 3
Fire protection for rail vehicles (DIN EN 45545-2) R26	HL 1 - HL 3

### Dimensions

Width	65.2 mm
Length	81 mm
Height	70.1 mm
Plate thickness	1 mm ... 4 mm
Pitch	8.2 mm

### Connection data

Connection method	Ring cable lug
Connection in acc. with standard	IEC 60947-7-1
Conductor cross section flexible min.	0.5 mm <sup>2</sup>
Conductor cross section flexible max.	10 mm <sup>2</sup>

# Test terminal strip - RSCWE 6-3/4 - 3969920

## Technical data

### Connection data

Min. AWG conductor cross section, flexible	24
Max. AWG conductor cross section, flexible	8
2 conductors with same cross section, solid min.	0.5 mm <sup>2</sup>
2 conductors with same cross section, solid max.	6 mm <sup>2</sup>
2 conductors with same cross section, stranded min.	0.5 mm <sup>2</sup>
2 conductors with same cross section, stranded max.	6 mm <sup>2</sup>
Cable lug connection according to standard	DIN 46234
Min. cross section for cable lug connection	0.5 mm <sup>2</sup>
Max. cross section for cable lug connection	10 mm <sup>2</sup>
Hole diameter, min.	4.3 mm
Cable lug width, max.	8 mm
Bolt diameter	4.1 mm
Cable lug connection according to standard	DIN 46237
Min. cross section for cable lug connection	0.5 mm <sup>2</sup>
Max. cross section for cable lug connection	10 mm <sup>2</sup>
Hole diameter, min.	4.3 mm
Cable lug width, max.	8 mm
Bolt diameter	4.1 mm
Stripping length	12 mm
Internal cylindrical gage	A5
Screw thread	No 8 UNC
Tightening torque, min	1.5 Nm
Tightening torque max	1.8 Nm

### Assembly

Mounting type	Wall mounting
Plate thickness	1 mm ... 4 mm
Min. tightening torque of the mounting screw:	0.8 Nm
Max. tightening torque of the mounting screw:	1 Nm

### Standards and Regulations

Connection in acc. with standard	IEC 60947-7-1
Flammability rating according to UL 94	V0

### Environmental Product Compliance

China RoHS	Environmentally friendly use period: unlimited = EFUP-e
	No hazardous substances above threshold values

# Test terminal strip - RSCWE 6-3/4 - 3969920

## Approvals

### Approvals


#### Approvals


CSA / UL Recognized / cUL Recognized / cULus Recognized


#### Ex Approvals

### Approval details

CSA		<a href="http://www.csagroup.org/services/testing-and-certification/certified-product-listing/">http://www.csagroup.org/services/testing-and-certification/certified-product-listing/</a>	13631
	B	C	
mm <sup>2</sup> /AWG/kcmil	20-8	20-8	
Nominal current I <sub>N</sub>	31 A	31 A	
Nominal voltage U <sub>N</sub>	600 V	600 V	

UL Recognized		<a href="http://database.ul.com/cgi-bin/XYV/template/LISEXT/1FRAME/index.htm">http://database.ul.com/cgi-bin/XYV/template/LISEXT/1FRAME/index.htm</a>	FILE E 60425
	B	C	
mm <sup>2</sup> /AWG/kcmil	20-8	20-8	
Nominal current I <sub>N</sub>	31 A	31 A	
Nominal voltage U <sub>N</sub>	600 V	600 V	

cUL Recognized		<a href="http://database.ul.com/cgi-bin/XYV/template/LISEXT/1FRAME/index.htm">http://database.ul.com/cgi-bin/XYV/template/LISEXT/1FRAME/index.htm</a>	FILE E 60425
	B	C	
mm <sup>2</sup> /AWG/kcmil	20-8	20-8	
Nominal current I <sub>N</sub>	31 A	31 A	
Nominal voltage U <sub>N</sub>	600 V	600 V	

cULus Recognized		<a href="http://database.ul.com/cgi-bin/XYV/template/LISEXT/1FRAME/index.htm">http://database.ul.com/cgi-bin/XYV/template/LISEXT/1FRAME/index.htm</a>	
------------------	---	---	--

