

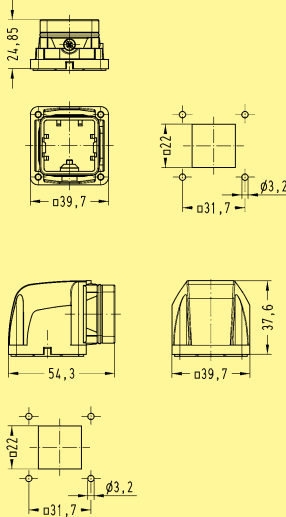

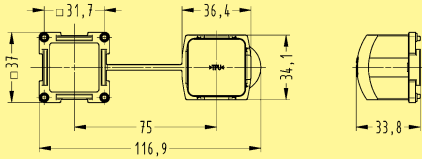


## Hoods Han-Yellock®

Identification	Part number	Cable entry	Drawing	Dimensions in mm
Hood top entry Han-Yellock® 10	11 20 003 1400 11 20 003 1401	M20 M25		
Hood angled entry Han-Yellock® 10	11 20 003 1600 11 20 003 1601	M20 M25		
Protection cover for hoods	11 20 003 5456			

## Housings Han-Yellock®

Identification	Part number	Cable entry	Drawing	Dimensions in mm
<p>Housings bulkhead mounting</p> <p>Han-Yellock® 10</p>  <p>Han-Yellock® 10</p> 	<p>11 20 003 0300</p> <p>11 20 003 0800</p>			
<p>Protection cover for housings bulkhead mounting</p> 	<p>11 20 003 5406</p>			

Han-Yellock