

The modules **CT 2** and **CT 3** are electronic timers that are designed to be inserted between a standard plug-in relay and its socket, enabling the relay to be operated as a timer relay.

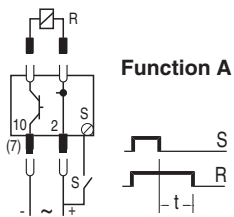
The **CT** modules are able to accept any standard 8 or 11-Pin RELECO series C2 or C3 as well as those from any other supplier.

The relay coil voltage must be in the range shown for each model.

## CT 2A CT 3A

### Off delay

The timing starts when S is switched off. The relay drops out at time (t).



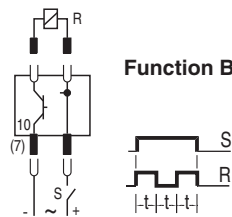
- CT 2-A30/S\* .....9.5-18 V
- CT 2-A30/L.....20-65 V
- CT 2-A30/M.....90-150 V
- CT 2-A30/U .....180-265 V

- CT 3-A30/S\* .....9.5-18 V
- CT 3-A30/L.....20-65 V
- CT 3-A30/M.....90-150 V
- CT 3-A30/U .....180-265 V

## CT 2B CT 3B

### Blinker

The relay blinks ON/OFF at time (t) when switch S is closed. First pulse, ON.



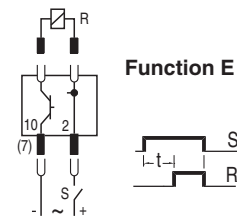
- CT 2-B30/S\* .....9.5-18 V
- CT 2-B30/L.....20-65 V
- CT 2-B30/H .....90-265 V

- CT 3-B30/S\* .....9.5-18 V
- CT 3-B30/L.....20-65 V
- CT 3-B30/H .....90-265 V

## CT 2E CT 3E

### On delay

The timing starts when the switch S is closed. The relay pulls in at the time (t).



- CT 2-E30/S\* .....9.5-18 V
- CT 2-E30/L.....20-65 V
- CT 2-E30/H .....90-265 V

- CT 3-E30/S\* .....9.5-18 V
- CT 3-E30/L.....20-65 V
- CT 3-E30/H .....90-265 V

\*All types are for AC/DC except "S" voltage range (only DC)

## CT2... (8-Pin) and CT3... (11-Pin) types with time range from 0.2 seconds to 30 minutes (range 30)

### Specifications

<b>Time accuracy</b>	
Repetition	+0.5%/20 ms
Supply voltage	1 ms / volt.
Ambient temperature	-0.25% / K
Reset time (types E, W, B)	<150 ms
Reset time (types A, K)	<200 ms
Triggering time: AC, 80 ms;	DC, 50 ms
Ambient temperature	-10°C to +60°C
Transient protection	IEC 255.4
Housing material	Noryl SE1 (UL94 V-1)
Protection class (DIN 40050)	IP 40
Weight avg.	35 g

### Time Range Setting

#### Range 30 Dip - Sw

0.2-3 s	
2-30 s	
0.2-3 min	
2-30 min	



### Dimensions

