

[Connectors](#) > [PCB Connectors](#) > [Wire-To-Board Connectors](#) > [Headers & Receptacles](#)

EP2.5 HDR 8P VERT W/O BOSS,TAPING,YELLOW

✓ ACTIVE

Economy Power 2.5

TE Part # **4-2299683-8**

TE Internal #: **4-2299683-8**

Connector Assembly Type : **PCB Mount Header**

PCB Mount Orientation : **Vertical**

Connector System : **Wire-to-Board**

Number of Positions : **8**

Centerline (Pitch) : **2.5 mm [.098 in]**

[Add to List](#) ▼

[Similar Products](#)



ORDER SAMPLES

[Compatible Parts & Tooling](#)

SHOP OUR DISTRIBUTORS (1)

North America ▼

Distributor	Phone Number	Buy
ARROW ELECTRONICS INC.	1-855-326-4757	Visit Site
4,500 in stock		

We are here to help!

Get in touch with our product experts.

CHAT WITH US

EMAIL US

CALL US

DOCUMENTS

FEATURES

PRODUCT COMPLIANCE

Product Drawings

EP2.5 HDR 8P VERT W/O BOSS,TAPING,YELLOW

[EP2.5 HDR 8P VERT W/O BOSS,TAPING,YELLOW](#)
English

CAD Files

3D PDF

[3D_CVM_CVM_4-2299683-8_A.pdf](#) 3D

Customer View Model

[ENG_CVM_CVM_4-2299683-8_A.2d_dxf.zip](#)
English

[ENG_CVM_CVM_4-2299683-8_A.3d_igs.zip](#)
English

[ENG_CVM_CVM_4-2299683-8_A.3d_stp.zip](#)
English

Product Specifications

Application Specification

[ENG_SS_114-13315_G.pdf](#) English

Product Specification

[ENG_SS_108-2418_H.pdf](#) English

Please review product documents or [contact us](#) for the latest agency approval information. Please Note: Use the Product Drawing for all design activity.

Product Type Features

Connector Assembly Type :

PCB Mount Header

Connector System : **Wire-to-Board**

Header Type : **Shrouded**

Sealable : **No**

Connector & Contact Terminates To :

Printed Circuit Board

Product Type : **Connector**

Connector Type : **Connector Assembly**

Glow Wire Rating : **Standard Part - Not Glow Wire**

Configuration Features

Selectively Loaded : **No**

PCB Mount Orientation : **Vertical**

Number of Positions : **8**

Number of Rows : **1**

Backwall/Post Interruptions :

Without

Electrical Characteristics

Operating Voltage (VAC): **250**

Contact Features

Contact Base Material : **Brass**

Contact Shape : **Round**

Contact Mating Area Plating Material :

Tin

Contact Mating Area Plating Material Finish :

Tin

Contact Mating Area Plating Thickness :

2.03 μm [80 μin]

Contact Type : **Pin**

Contact Current Rating (Max) (A):

4.2

Contact Style : **Straight**

PCB Contact Termination Area Plating Thickness :

2.032 μm [80 μin]

Contact Layout : **Inline**

Contact Transmits (Typical) :

Power, Signal (Data)

PCB Contact Termination Area Plating Material :

Tin

Contact Design : **Round Post**

Termination
Features

Termination Method to PC Board :

Through Hole - Solder

Termination Method to Wire & Cable :

Solder

Mechanical
Attachment

PCB Mounting Style : **Through Hole**

PCB Mount Alignment : **Without**

Mating Retention : **With**

PCB Mount Retention : **Without**

Mating Alignment : **With**

Mating Retention Type : **Latch**

Mating Alignment Type : **Polarization**

Contact Retention : **Without**

Housing Features

Centerline (Pitch) : **2.5 mm [.098 in]**

Housing Color : **Yellow**

Housing Material : **PBT**

Dimensions

Height : **8.8 mm [.346 in]**

Tail Length : **3.4 mm [.134 in]**

Width : **6.4 mm [.252 in]**

PCB Thickness (Recommended) :

1.6 mm [.063 in]

Length : **22.5 mm [.89 in]**

Mating Post Length : **3.6 mm [.142 in]**

Usage Conditions

Operating Temperature Range :

-55 – 105 °C [131 – 221 °F]

Operation/Application

Circuit Application : **Power**

For Use With : **Connector/Cable
Assembly**

Packaging
Features




Packaging Method : **Tape**

Packaging Quantity : **450**





Statement of
Compliance





[Statement of Compliance pdf](#)

Compatible Parts

 <p>TE Part # 1969442-8 EP 2.5 TPA Housing, 8 Pos</p> <p>View Product</p>	 <p>TE Part # 1969443-8 EP 2.5 TPA Retainer, 8 Pos</p> <p>View Product</p>	 <p>TE Part # 2232983-1 EP 2.5 LIF RCPT CONTACT, 2... AWG</p> <p>View Product</p>	 <p>TE Part # 1744423-1 EP 2.5 RCPT CONTACT, 2... AWG</p> <p>View Product</p>
--	--	--	---

Also in the Series | Economy Power 2.5

 <p>PCB Latches, Locks & Retainers (36)</p>	 <p>Wire-to-Board Connector Contacts (6)</p>	 <p>Wire-to-Board Connector Housings (196)</p>	 <p>Wire-to-Board Headers & Receptacles (272)</p>
--	--	---	---

About TE Connectivity	For Partners	Customer Support	CALL US	LIVE CHAT	United States
Our Company Events TE News Center Careers Investors Corporate Responsibility Terms and Conditions of Sale	Distributors Suppliers	 Email or Call Us  Find Authorized Distributors  What's New on TE.com  Product FAQs			Select Country & Language United States (EN) Germany (DE) China (中文) Japan (日本語) <input type="text" value="Find Your Country/Region"/>