

## Power supply unit - STEP-PS/ 1AC/12DC/3 - 2868570

Please be informed that the data shown in this PDF Document is generated from our Online Catalog. Please find the complete data in the user's documentation. Our General Terms of Use for Downloads are valid (<http://phoenixcontact.com/download>)



Primary-switched STEP POWER power supply for DIN rail mounting, input: 1-phase, output: 12 V DC/3 A

### Product Description

STEP POWER power supplies for installation distributors

The STEP POWER power supply range was developed especially for building automation. The low idling losses and high degree of efficiency ensure maximum energy efficiency. They allow flexible use and can be snapped onto the DIN rail or screwed onto an even surface.

### Product Features

- Flexible mounting by simply snapping onto the DIN rail or screwing onto a level surface
- Reliable power supply thanks to high MTBF (mean time between failures) of more than 500,000 hours and U/I characteristic curve
- Energy savings thanks to maximum energy efficiency and incredibly low idling losses



### Key Commercial Data

Packing unit	1 pc
Weight per Piece (excluding packing)	225.5 g
Custom tariff number	85044030
Country of origin	Germany

### Technical data

#### Dimensions

Width	54 mm
Height	90 mm
Depth	61 mm

#### Ambient conditions

Degree of protection	IP20
Ambient temperature (operation)	-25 °C ... 70 °C (> 55° C derating : 2.5%/K)
Ambient temperature (storage/transport)	-40 °C ... 85 °C

# Power supply unit - STEP-PS/ 1AC/12DC/3 - 2868570

## Technical data

### Ambient conditions

Max. permissible relative humidity (operation)	≤ 95 % (at 25 °C, non-condensing)
Noise immunity	EN 61000-6-2:2005

### Input data

Nominal input voltage range	100 V AC ... 240 V AC
Input voltage range	85 V AC ... 264 V AC
	95 V DC ... 250 V DC
AC frequency range	45 Hz ... 65 Hz
Frequency range DC	0 Hz
Inrush surge current	< 15 A (typical)
Power failure bypass	> 26 ms (120 V AC)
	> 160 ms (230 V AC)
Input fuse	3.15 A (slow-blow, internal)
Choice of suitable circuit breakers	6 A ... 16 A (Characteristics B, C, D, K)
Type of protection	Transient surge protection
Protective circuit/component	Varistor

### Output data

Nominal output voltage	12 V DC ±1 %
Setting range of the output voltage ( $U_{Set}$ )	10 V DC ... 16.5 V DC (> 12 V DC, constant capacity restricted)
Nominal output current ( $I_N$ )	3 A (-25°C ... 55°C)
	3.3 A (-25 °C ... 40 °C permanent)
Output current $I_{max}$	4.9 A
Derating	55 °C ... 70 °C (2.5%/K)
Connection in parallel	Yes, for redundancy and increased capacity
Connection in series	Yes
Control deviation	< 1 % (change in load, static 10 % ... 90 %)
	< 2 % (change in load, dynamic 10 % ... 90 %)
	< 0.1 % (change in input voltage ±10 %)
Residual ripple	< 40 mV <sub>PP</sub> (20 MHz)
Output power	36 W
Typical response time	< 0.5 s
Peak switching voltages nominal load	< 35 mV <sub>PP</sub> (20 MHz)
Maximum power dissipation in no-load condition	< 0.5 W
Power loss nominal load max.	6.4 W

### General

Net weight	0.19 kg
Operating voltage display	Green LED

# Power supply unit - STEP-PS/ 1AC/12DC/3 - 2868570

## Technical data

### General

Efficiency	> 85 % (for 230 V AC and nominal values)
Insulation voltage input/output	4 kV AC (type test) 3.75 kV AC (routine test)
Protection class	II (in closed control cabinet)
	> 1689000 h (40°C)
Mounting position	horizontal DIN rail NS 35, EN 60715
Assembly instructions	Alignable: 0 mm horizontally, 30 mm vertically

### Connection data, input

Connection method	Screw connection
Conductor cross section solid min.	0.2 mm <sup>2</sup>
Conductor cross section solid max.	2.5 mm <sup>2</sup>
Conductor cross section flexible min.	0.2 mm <sup>2</sup>
Conductor cross section flexible max.	2.5 mm <sup>2</sup>
Conductor cross section AWG min.	24
Conductor cross section AWG max.	12
Stripping length	6.5 mm
Screw thread	M3

### Connection data, output

Connection method	Screw connection
Conductor cross section solid min.	0.2 mm <sup>2</sup>
Conductor cross section solid max.	2.5 mm <sup>2</sup>
Conductor cross section flexible min.	0.2 mm <sup>2</sup>
Conductor cross section flexible max.	2.5 mm <sup>2</sup>
Conductor cross section AWG min.	24
Conductor cross section AWG max.	12
Stripping length	6.5 mm
Screw thread	M3

### Standards and Regulations

Electromagnetic compatibility	Conformance with EMC Directive 2004/108/EC
Shock	30g in each direction, according to IEC 60068-2-27
Noise immunity	EN 61000-6-2:2005
Connection in acc. with standard	CUL
Standards/regulations	EN 61000-4-3
	EN 61000-4-4
	EN 61000-4-6
Standard – Electrical equipment of machines	EN 60204-1

# Power supply unit - STEP-PS/ 1AC/12DC/3 - 2868570

## Technical data

### Standards and Regulations

Standard - Electrical safety	IEC 60950-1/VDE 0805 (SELV)
Standard – Electronic equipment for use in electrical power installations and their assembly into electrical power installations	EN 50178/VDE 0160 (PELV)
Standard – Safety extra-low voltage	IEC 60950-1 (SELV) and EN 60204-1 (PELV)
Standard - Safe isolation	DIN VDE 0100-410
Standard – Protection against shock currents, basic requirements for protective separation in electrical equipment	EN 50178
Standard – Limitation of mains harmonic currents	EN 61000-3-2
Shipbuilding approval	Germanischer Lloyd (EMC 1), ABS, NK
UL approvals	UL/C-UL listed UL 508
	UL/C-UL Recognized UL 60950
	NEC Class 2 as per UL 1310
	UL ANSI/ISA-12.12.01 Class I, Division 2, Groups A, B, C, D (Hazardous Location)
Vibration (operation)	< 15 Hz, amplitude ±2.5 mm (according to IEC 60068-2-6)
Low Voltage Directive	Conformance with LV directive 2006/95/EC
Information technology equipment - safety (CB scheme)	CB Scheme
Rail applications	EN 50121-4

### Classifications

#### eCl@ss

eCl@ss 4.0	27040702
eCl@ss 4.1	27040702
eCl@ss 5.0	27242213
eCl@ss 5.1	27242213
eCl@ss 6.0	27049002
eCl@ss 7.0	27049002
eCl@ss 8.0	27049002
eCl@ss 9.0	27040701

#### ETIM

ETIM 2.0	EC001039
ETIM 3.0	EC001039
ETIM 4.0	EC002540
ETIM 5.0	EC002540

#### UNSPSC

UNSPSC 6.01	30211502
-------------	----------

# Power supply unit - STEP-PS/ 1AC/12DC/3 - 2868570

## Classifications

### UNSPSC

UNSPSC 7.0901	39121004
UNSPSC 11	39121004
UNSPSC 12.01	39121004
UNSPSC 13.2	39121004

## Approvals

### Approvals

#### Approvals

UL Recognized / UL Listed / cUL Recognized / cUL Listed / GL / NK / IECCEB Scheme / EAC / EAC / cULus Recognized / cULus Listed

#### Ex Approvals

UL Listed / cUL Listed / cULus Listed

#### Approvals submitted

### Approval details

UL Recognized

UL Listed

cUL Recognized

cUL Listed

GL

# Power supply unit - STEP-PS/ 1AC/12DC/3 - 2868570

## Approvals

NK

IECEE CB Scheme

EAC

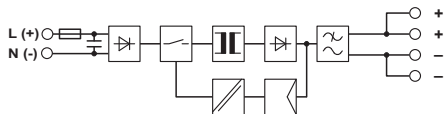
EAC

cULus Recognized

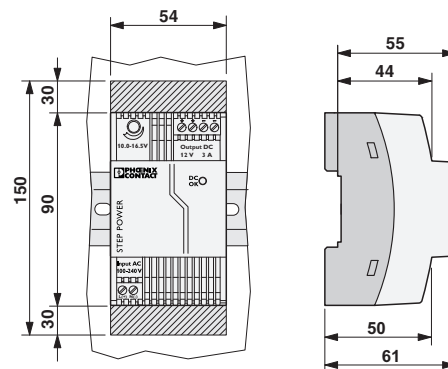
cULus Listed

## Drawings

Block diagram




Dimensional drawing

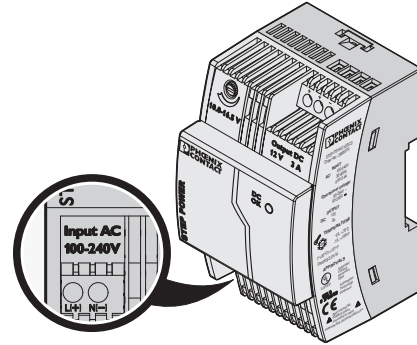


# Power supply unit - STEP-PS/ 1AC/12DC/3 - 2868570

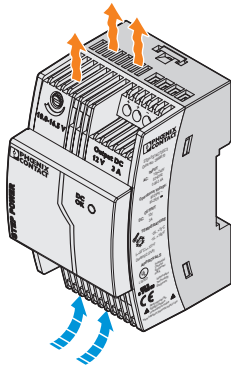
Schematic diagram



Schematic diagram



Schematic diagram



Schematic diagram

