

SuperESD - ESGC05C

1. Description

The ESGC05C Series are ultra-low capacitance transient voltage suppressor arrays, designed to protect applications such as portable electronics and smart phones. This series is available bidirectional configurations and is rated at 300 Watts for an 8/20us waveshape. At higher operating frequencies or faster edge rates, insertion loss and signal integrity are a major concern. This series offers a ultra-low capacitance and low leakage current in a miniature SOD-323 package.

2. Features

- IEC 61000-4-2 Level 4 ESD Protection
 - ±30kV Contact Discharge
 - ±30kV Air Discharge
- IEC 61000-4-4 EFT Protection
 - 40A (5/50ns)
- 400W Peak pulse Power (8/20us)
- RoHS compliance
- Bidirectional configuration
- Ultra-low Capacitance: 0.8pF (Typical)
- Low clamping voltage
- Protects one power or I/O

3. Applications

- Interfaces
 - USB 2.0/1.1
 - GPIO
 - Ethernet 10/100/1000 Mbps
 - Audio
- End Equipment
 - Industrial and Serve Robots
 - Laptops and Desktops
 - TV and Monitors
 - Wearables

4. Ordering Information

Part Number	Package	Material	Packing	Quantity per reel	Flammability Rating	Reel Size
ESGC05C	SOD-323	Halogen free	Tape & Reel	3000 PCS	UL 94V-0	7 inches
Marking for the ESGC05C series						
V _{RWM}	3.3V	5V	8V	12V	15V	24V
Marking	CC	AC	BC	DC	EC	HC

Table-1 Ordering information

5. Pin Configuration and Functions


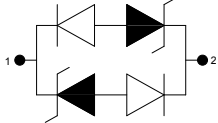
Pin	Name	Description	Outline	Circuit Diagram
1	IO	Connect to IO		
2	IO	Connect to IO		

Table-2 Pin configuration

6. Specification

6.1. Absolute Maximum rating

Over operating free-air temperature range (unless otherwise noted)

Parameters	Symbol	Min.	Max.	Unit
Peak pulse power (tp=8/20us)@25°C	P _{pk}	-	400	W
Peak pulse current (tp=8/20us)@25°C	I _{PP}		Refer to Table-5	A
ESD (IEC61000-4-2 air discharge) @25°C	V _{ESD}	-	±30	kV
ESD (IEC61000-4-2 contact discharge) @25°C	V _{ESD}	-	±30	kV
Junction temperature	T _J	-	150	°C
Operating temperature	T _{OP}	-40	125	°C
Storage temperature	T _{STG}	-55	150	°C
Lead temperature	T _L	-	260	°C

Table-3 Absolute Maximum rating

6.2. Electrical Characteristics

Symbol	Description
V_{RWM}	Rated reverse stand-off voltage
V_{BR}	Minimum breakdown voltage @ $I_T = 1\text{mA}$
V_{CL}	Typical Clamping voltage
I_{PP}	Maximum peak pulse current
I_R	Reverse leakage current @ V_{RWM}
C_O	Typical line capacitance ($V_{IO}=0V$, $V_{P-P} = 30\text{mV}$, $f = 1\text{MHz}$)

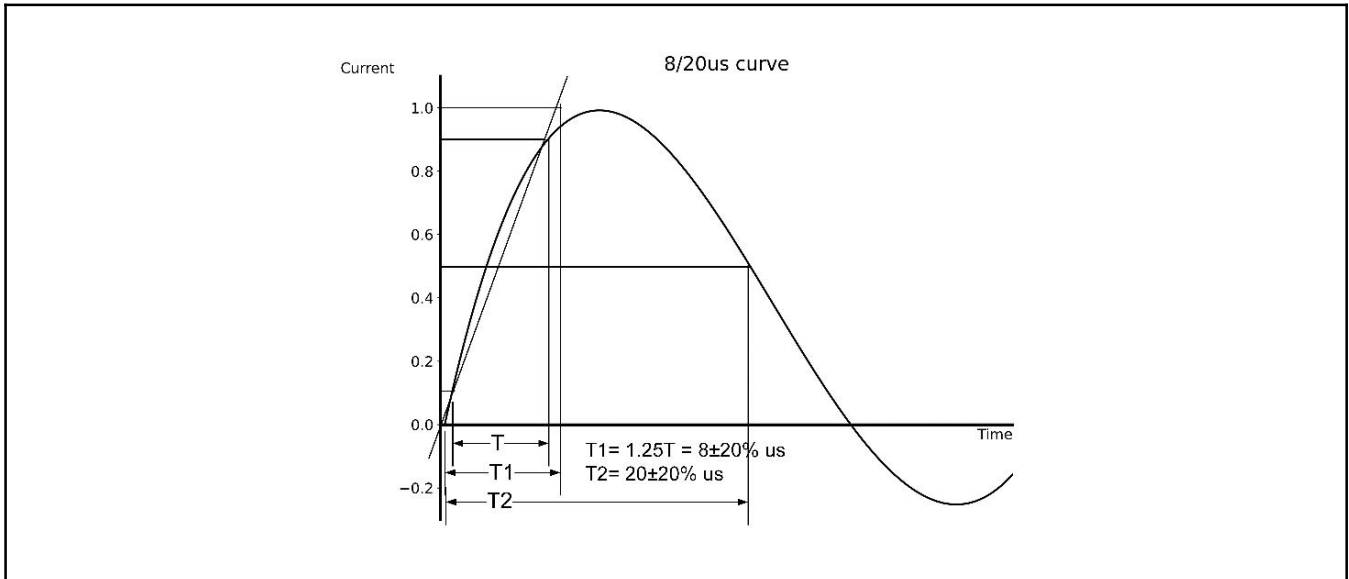
Table-4 Parameters Description

At $T_A = 25^\circ\text{C}$ unless otherwise noted

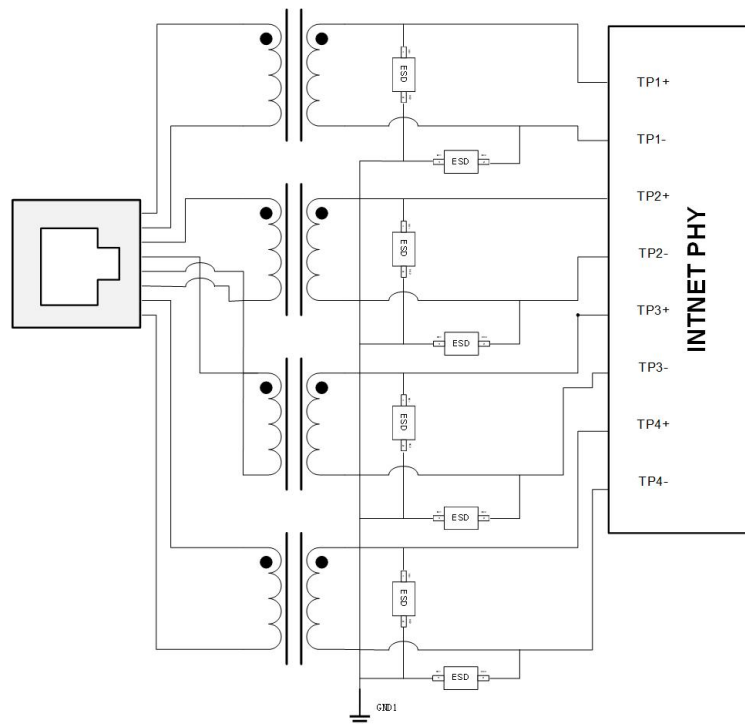
Part Number	V_{RWM} (Max.)	V_{BR} (Min.)	$V_{CL}@I=1A$ (Typ.)	I_{PP} (Max.)	$V_{CL}@I=I_{PP}$ (Typ.)	I_R (Max.)	C_O (Typ.)
	(V)	(V)	(V)	(A)	(V)	(μA)	(pF)
ESGC05C	5.0	6.5	8.5	15.0	20.0	1.0	0.8

Table-5 Electrical Characteristics for All Series

7. Typical Characteristic

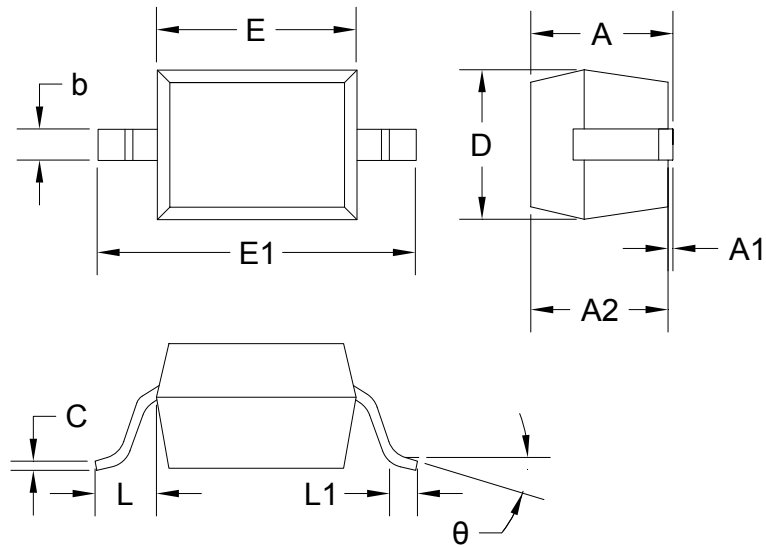


8. Typical Application



Pic-3 Typical Internet 1G Interface Application

9. Dimension (SOD-323)



Symbol	Dimensions in Millimeters		Dimensions in Inches	
	Min.	Max.	Min.	Max.
A		1.000		0.039
A1	0.000	0.100	0.000	0.004
A2	0.800	0.900	0.031	0.035
b	0.250	0.350	0.010	0.014
C	0.080	0.150	0.003	0.006
D	1.200	1.400	0.047	0.055
E	1.600	1.800	0.063	0.071
E1	2.550	2.750	0.100	0.108
L	0.475REF		0.019REF	
L1	0.250	0.400	0.010	0.016
θ	0°	8°	0°	8°

DISCLAIMER

ELECSUPER PROVIDES TECHNICAL AND RELIABILITY DATA (INCLUDING DATASHEETS), DESIGN RESOURCES (INCLUDING REFERENCE DESIGNS), APPLICATION OR OTHER DESIGN ADVICE, SAFETY INFORMATION, AND OTHER RESOURCES “AS IS” AND WITH ALL FAULTS, AND DISCLAIMS ALL WARRANTIES, EXPRESS AND IMPLIED, INCLUDING WITHOUT LIMITATION ANY IMPLIED WARRANTIES OF MERCHANTABILITY, FITNESS FOR A PARTICULAR PURPOSE OR NON-INFRINGEMENT OF THIRD PARTY INTELLECTUAL PROPERTY RIGHTS.

These resources are intended for skilled developers designing with ElecSuper products. You are solely responsible for

- (1) selecting the appropriate ElecSuper products for your application;
- (2) designing, validating and testing your application;
- (3) ensuring your application meets applicable standards, and any other safety, security, or other requirements.

These resources are subject to change without notice. ElecSuper grants you permission to use these resources only for development of an application that uses the ElecSuper products described in the resource. Other reproduction and display of these resources are prohibited. No license is granted to any other ElecSuper intellectual property right or to any third party intellectual property right. ElecSuper disclaims responsibility for, and you will fully indemnify ElecSuper and its representatives against, any claims, damages, costs, losses, and liabilities arising out of your use of these resources. ElecSuper’s products are provided subject to ElecSuper’s Terms of Sale or other applicable terms available either on www.elecsuper.com or provided in conjunction with such ElecSuper products. ElecSuper’s provision of these resources does not expand or otherwise alter ElecSuper’s applicable warranties or warranty disclaimers for ElecSuper products.