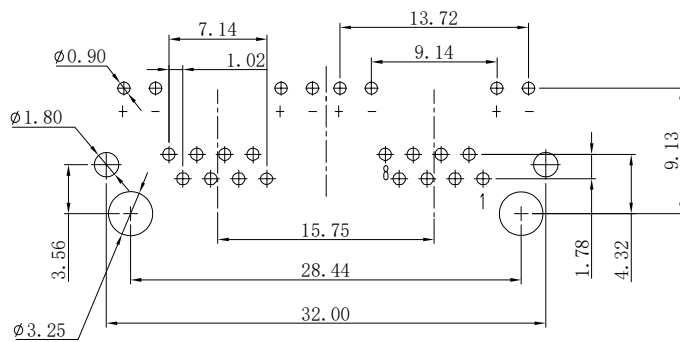
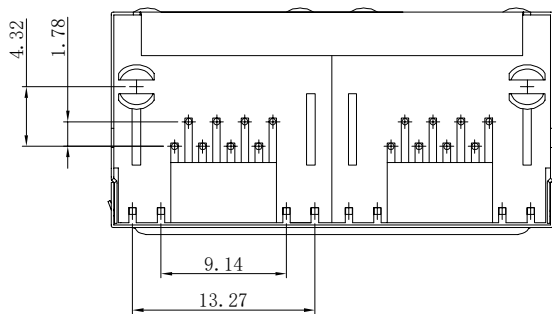
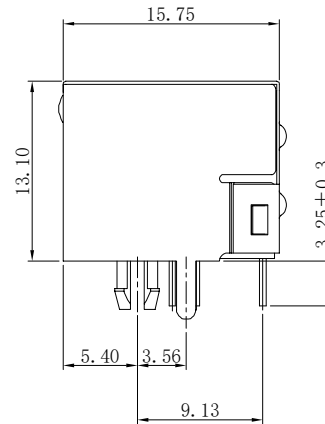
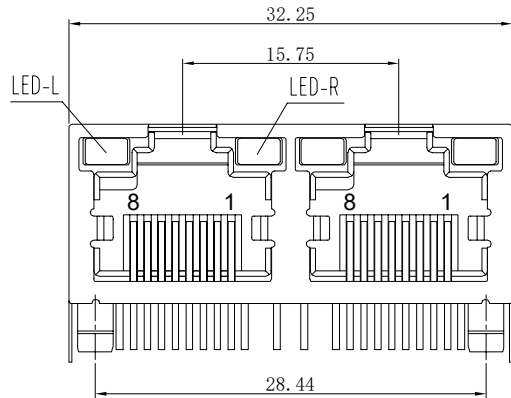


RoHS&REACH

ECN NO.	DESCRIPTION	DATE
A-0	更新页面	2021.9.18



PC Board Layout
Component Side Shown

材料Material:

- 外壳材质: PBT, PA46 (UL 94V-0)
Housing Material: PBT, PA46 (UL 94V-0)
- 触点材料: 圆针直径0.46mm磷青铜; 镀镍后镀金
Contact Material: Round Pins-0.46mm Diameter
Phosphor Bronze;
Gold Plating Over Nickel
- 屏蔽壳: 镀镍铜合金, 厚度0.2mm
Shield: 0.20mm Thickness Copper Alloy With Nickel Plated

电气Electrical

- 额定电压: 125伏
Voltage Rating : 125 V Rms
- 额定电流: 1.5安培
Current Rating: 1.5 AMP
- 接触电阻: 最大30毫欧
Contact Resistance: 30 Milliohms MaX
- 绝缘电阻: 500V下, 绝缘最小500兆欧
Insulation Resistance: 500 megohms min @500V
- 绝缘耐压: 60Hz 1000V下, 1分钟
Dielectric Withstanding
Resistance: 1000V Rms 60Hz. 1Min
- 耐久: 插拔750次以上
Durability: 750 Cycles Min
- 工作温度: -40℃~+85℃
Operation Temperature: -40℃~+85℃

56L- X X X X X X X X

Positions	Contacts	Ports	LED TYEP	Shield	Back Peg	Plastic	Gold Plating
8	4, 6 or 8	1-1x1 2-1x2 3-1x3 4-1x4 5-1x5 6-1x6 7-1x7 8-1x8	0- W/O LED 1-Y/G 2-G/Y 3-R/G 4-G/R 5-Y/Y 6-G/G 7-Other	0-W/O Shield 1- Shield W EMI 2- Shield W/O EMI 3- W/ half Shield 4- W/O half Shield	0-W/O Back Peg 1-1 Back Peg 2-2 Back Peg 3-3 Back Peg	1-PBT 2-PA46 3-Other	1-G/Fu" 2-1u" 3-3u" 4-6u" 5-15u" 6-Other

未注公差	设计	X.C.S	比例	1: 1
尺寸标注	公差	审核	单位	mm
	长度	Z.J.G	图幅	A4
X	±0.25	批准	版本	A-0
X	±0.20	D.X.B	图数	第1页 共1页
XX	±0.15			
XXX	±0.10			

H 恒连电子科技有限公司
EVERCOM ELECTRONIC TECHNOLOGY CO.,LTD
<http://www.chinarj45.com>

产品型号 56L 1×2 8P8C 屏蔽无弹有灯
产品编号 56L-882X20XX 图纸编号