

Base strip - MSTBV 2,5/ 6-GF-5,08 - 1777112

Please be informed that the data shown in this PDF Document is generated from our Online Catalog. Please find the complete data in the user's documentation. Our General Terms of Use for Downloads are valid (<http://phoenixcontact.com/download>)

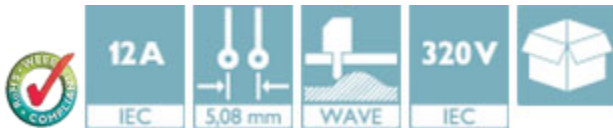
Header, Nominal current: 12 A, Rated voltage (III/2): 320 V, Number of positions: 6, Pitch: 5.08 mm, Color: green, Contact surface: Tin, Mounting: Wave soldering



The figure shows a 10-position version of the product

Product Features

- Versions with threaded flange
- Plug-in direction vertical to the PCB



Key Commercial Data

Packing unit	1 pc
GTIN	 4 017918 039288
Weight per Piece (excluding packing)	4.2 g
Custom tariff number	85366990
Country of origin	Germany

Technical data

Dimensions

Length	8.6 mm
Pitch	5.08 mm
Dimension a	25.4 mm
Width	40.64 mm
Constructional height	12 mm
Height	15.9 mm
Length of the solder pin	3.9 mm

Base strip - MSTBV 2,5/ 6-GF-5,08 - 1777112

Technical data

Dimensions

Pin dimensions	1 x 1 mm
Hole diameter	1.4 mm

General

Range of articles	MSTBV 2,5/..-GF
Insulating material group	IIIa
Rated surge voltage (III/3)	4 kV
Rated surge voltage (III/2)	4 kV
Rated surge voltage (II/2)	4 kV
Rated voltage (III/3)	250 V
Rated voltage (III/2)	320 V
Rated voltage (II/2)	400 V
Connection in acc. with standard	EN-VDE
Nominal current I _N	12 A
Maximum load current	12 A
Insulating material	PBT
Flammability rating according to UL 94	V0
Color	green
Number of positions	6

Standards and Regulations

Connection in acc. with standard	EN-VDE
	CSA
Flammability rating according to UL 94	V0

Classifications

eCl@ss

eCl@ss 4.0	272607xx
eCl@ss 4.1	27260701
eCl@ss 5.0	27260701
eCl@ss 5.1	27260701
eCl@ss 6.0	27260704
eCl@ss 7.0	27440402
eCl@ss 8.0	27440402
eCl@ss 9.0	27440402

Base strip - MSTBV 2,5/ 6-GF-5,08 - 1777112

Classifications

ETIM

ETIM 3.0	EC001121
ETIM 4.0	EC002637
ETIM 5.0	EC002637

UNSPSC

UNSPSC 6.01	30211810
UNSPSC 7.0901	39121409
UNSPSC 11	39121409
UNSPSC 12.01	39121409
UNSPSC 13.2	39121409

Approvals

Approvals


Approvals


CSA / VDE Gutachten mit Fertigungsüberwachung / GL / RS / IECCEB Scheme / EAC / cULus Recognized

Ex Approvals

Approvals submitted

Approval details

CSA 		
	B	D
Nominal current I _N	12 A	10 A
Nominal voltage U _N	300 V	300 V

VDE Gutachten mit Fertigungsüberwachung 	
Nominal current I _N	12 A

Base strip - MSTBV 2,5/ 6-GF-5,08 - 1777112

Approvals

Nominal voltage UN	250 V
--------------------	-------

GL

RS

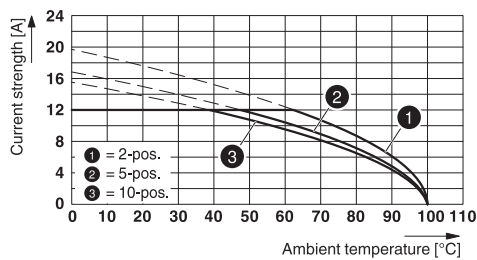
IECEE CB Scheme	
Nominal current IN	12 A
Nominal voltage UN	250 V

EAC

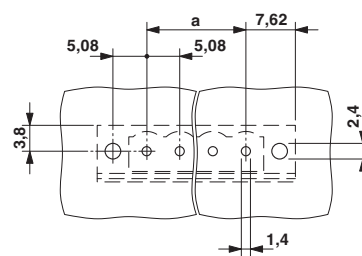
cULus Recognized		
	B	D
Nominal current IN	12 A	10 A
Nominal voltage UN	300 V	300 V

Drawings

Diagram



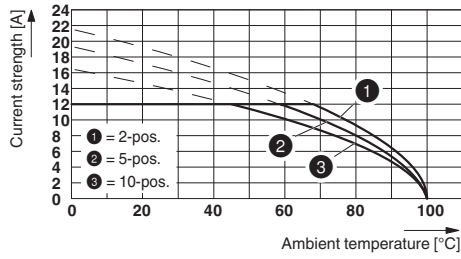
Drilling diagram



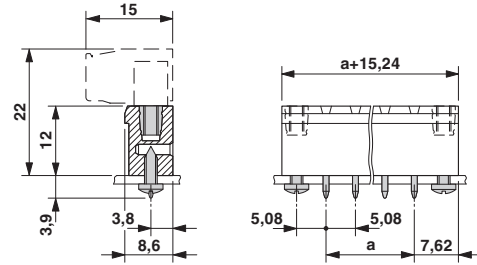
Type: TVMSTB 2,5/...-STF-5,08 with MSTBV 2,5/...-GF-5,08

Base strip - MSTBV 2,5/ 6-GF-5,08 - 1777112

Diagram



Dimensional drawing



Type: TFKC 2,5/...-STF-5,08 with MSTBV 2,5/...-GF-5,08