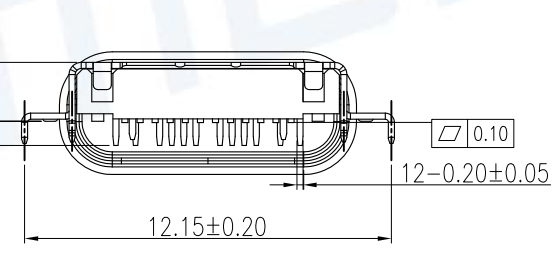
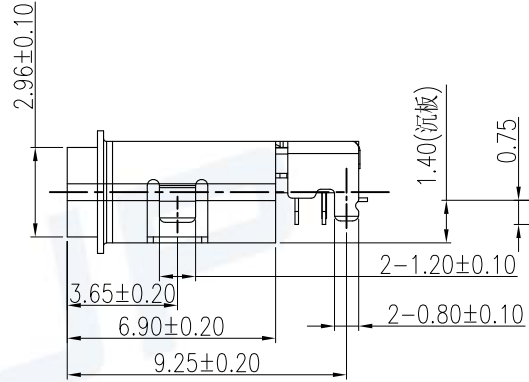
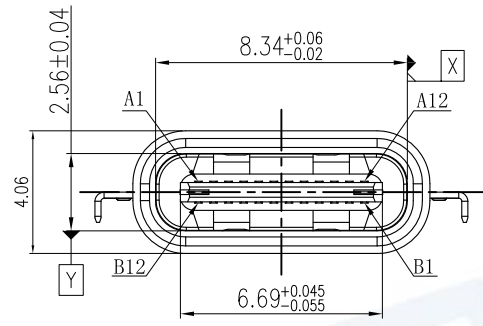
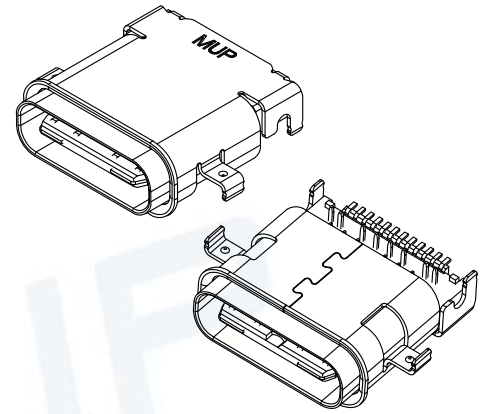
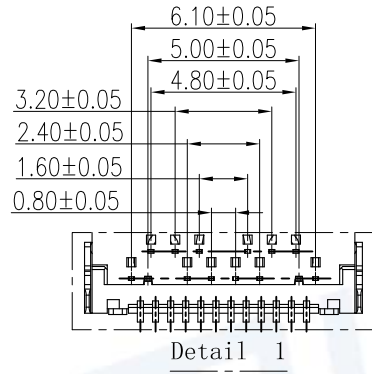
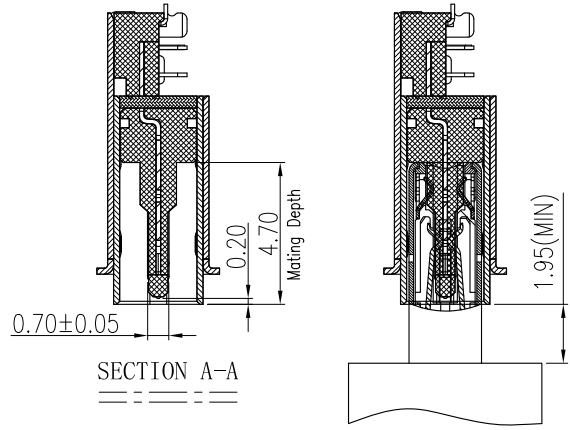
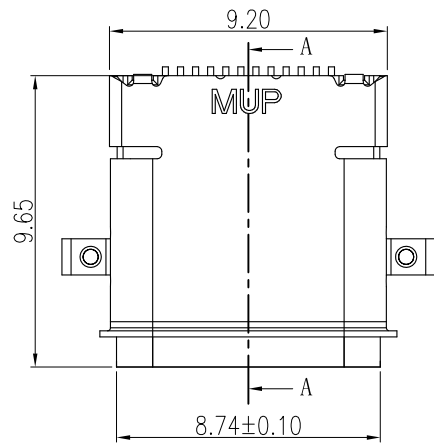
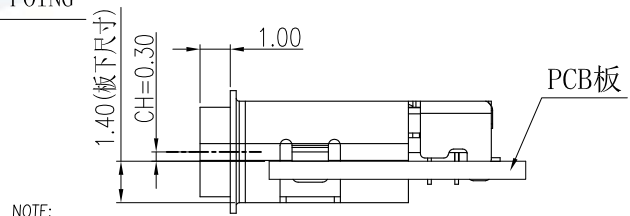
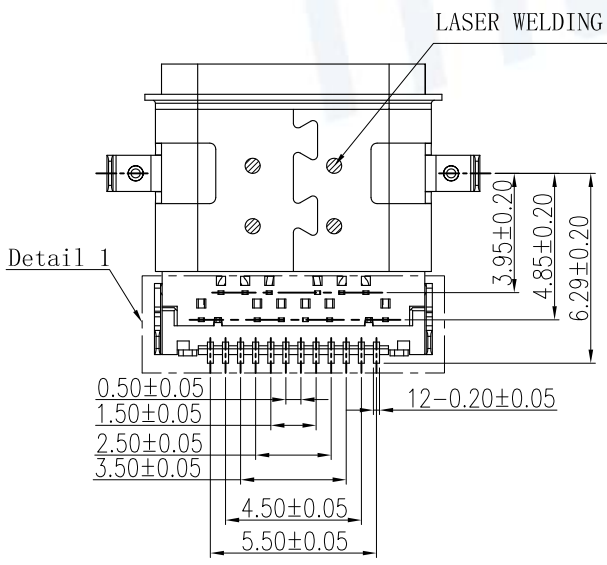


REV.	DESCRIPTION OF REVISIONS	APPR.	CHKD.	DRAW.	DATE
△	Original reversion	lucky	lucky	Roy	2019/06/05
△	Change the material number and structure of O_ring	lucky	lucky	Roy	2020/08/05
△	Change product model No.	lucky	lucky	Roy	2023/10/25
△	Add MUP-U22201-09	lucky	lucky	Roy	2023/11/20



Model No.	Contact plating
MUP-U22201-01	Au: 3u"
MUP-U22201-04	Au: 30u"
MUP-U22201-09	Au: 15u"



NOTE:

- MECHANICAL:
  - 1-1.MATING FORCE: 0.5~2.0Kgf
  - 1-2.UMMATING FORCE: Initial: 0.8~2.0Kgf After 500 to 10,000cycles: 0.6~2.0Kgf
  - 1-3.FREQUENCE:200±50 CYCLES/HOUR,10000 CYCLES;
- ELECTRICAL CHARACTERISTICS:
  - 2-1. CURRENT RATING:
    - VBUS Pins (A4,A9,B4,B9): 5A Max: 1.25 Amps MAX. for Vconn (B5) with return path through the corresponding GND pins(Pin A1, A12, B1, B12).
    - Other All Pins 0.25A/Pin
  - 2-2. INITIAL CONTACT RESISTANCE:40mΩ Max.
  - 2-3. INSULATION RESISTANCE:100MΩ MIN
  - 2-4. WITHSTANDING VOLTAGE:100V AC,1 MINUTE;
- ENVIRONMENTAL TEMPERATRUE RANGE: -40°C TO +85°C.

ITEM	PART NAME	Q'TY	MATERIAL	FINISH
1	Molding	1	THERMOPLASTIC	Black, UL94V-0
2	CONTACT	24	HIGH CONDUCTIVITY COPPER	Contact area: Au 3u"/30u"/15u"
3	INNER SHELL	1	STAINLESS STEEL	Ni plated over all
4	OUTER SHELL	1	STAINLESS STEEL	Ni plated over all
5	MID-PLATE	1	STAINLESS STEEL	Ni plated over all
6	O_ring	1	Silicone Rubber	BLACK;
7	GLUE WATER		EPOXY	BLACK;

Unless otherwise specified, other tolerance are:

**MUP** MUP INDUSTRIAL CO.,LTD.

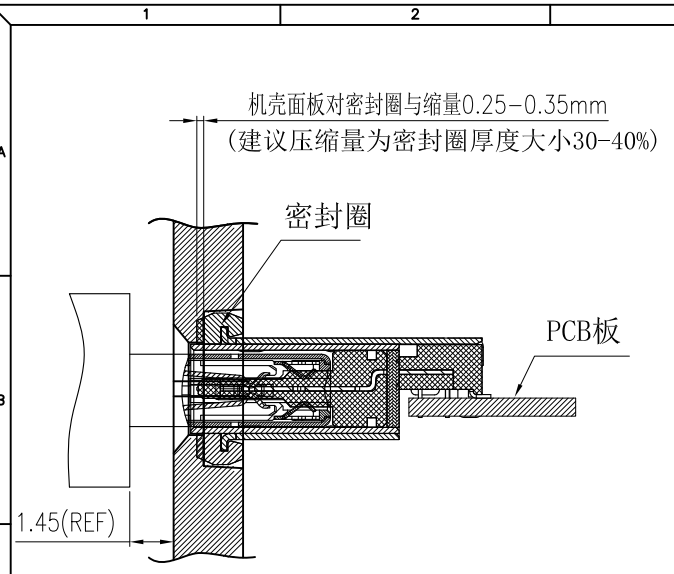
NAME: **USB Type C Hybrld Right-Angle Receptacle**

MODEL NO: **MUP-U22201-XX**

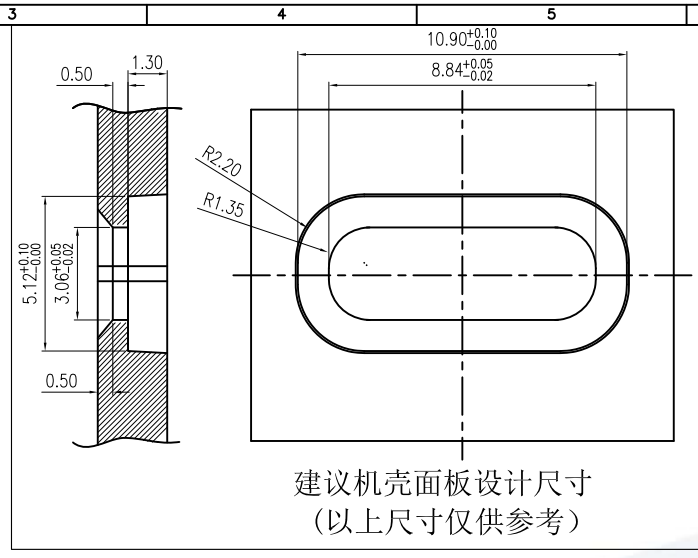
TYPE : **24P Mid Mount CH=0.30 Waterproof IPX7**

PROJ.	UNIT	SCALE	DRAW	Roy	2019/06/05	DWG NO.:	
	mm	1:1	CHECKED	lucky	2019/06/05	DWG-U22201-XX-01	
CUSTOMER DRAWING			APPROVAL	lucky	2019/06/05	SHEET	REVISION
						1/3	4

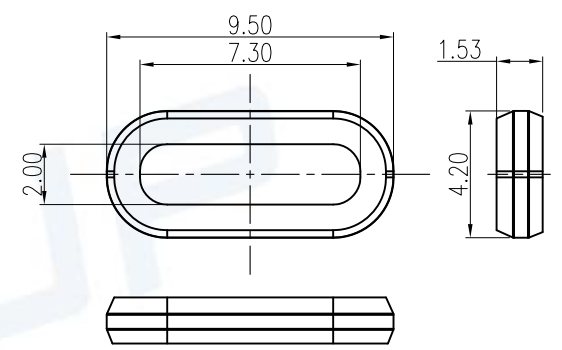




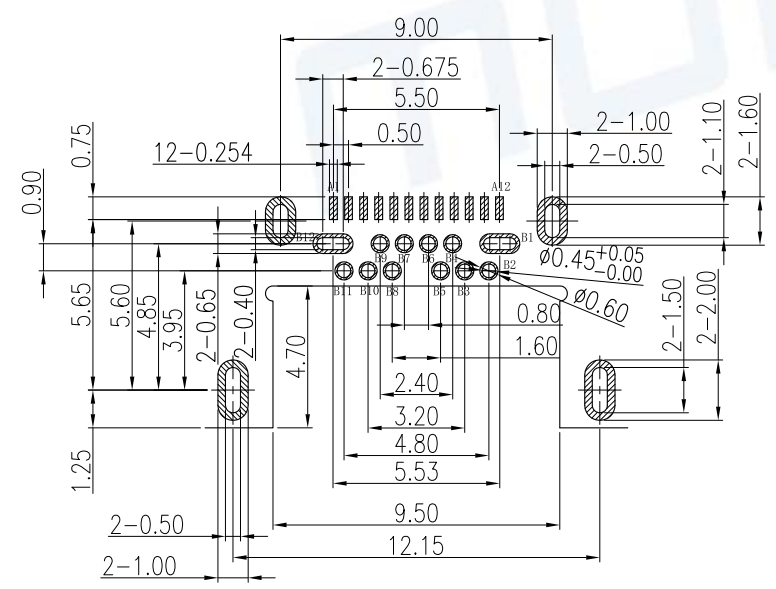
组装面板后公母头对插示意图



REV.	DESCRIPTION OF REVISIONS	APPR.	CHKD.	DRAW.	DATE
1	Original reversion	lucky	lucky	Roy	2019/06/05
2	Change the material number and structure of O-ring	lucky	lucky	Roy	2020/08/05
3	Change product model No.	lucky	lucky	Roy	2023/10/25
4	Add MUP-U22201-09	lucky	lucky	Roy	2023/11/20



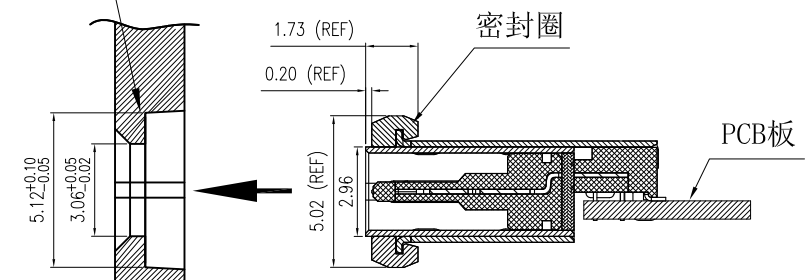
防水圈料号: HP-1007-001  
建议防水圈规格(材质硅橡胶)



RECOMMENDED P.C.B LAYOUT(Both sides are sample)  
Tolerance:±0.05,Thickness=0.60mm

机壳面板设计尺寸

建议密封方式



前后组装方式

A1	GND	B12	GND
A2	SSTXP1	B11	SSRXP1
A3	SSTXN1	B10	SSRXN1
A4	VBUS	B9	VBUS
A5	CC1	B8	SBU2
A6	DP1	B7	DN2
A7	DN1	B6	DP2
A8	SBU1	B5	CC2
A9	VBUS	B4	VBUS
A10	SSRXN2	B3	SSTXN2
A11	SSRXP2	B2	SSTXP2
A12	GND	B1	GND
PIN	SIGNAL NAME	PIN	SIGNAL NAME

Unless otherwise specified, other tolerance are:

X	±0.40	X*	±5*
X.X	±0.30	X.X*	±4*
X.XX	±0.20	X.XX*	±3*
X.XXX	±0.10	X.XXX*	±2*

**MUP** MUP INDUSTRIAL CO.,LTD.

NAME: **USB Type C Hybrld Right-Angle Receptacle**

MODEL NO: **MUP-U22201-XX**

TYPE: **24P Mld Mount CH=0.30 Waterproof IPX7**

PROJ. UNIT SCALE DRAW

CUSTOMER DRAWING mm 1:1 Roy 2019/06/05

CHECKED lucky 2019/06/05

APPROVAL lucky 2019/06/05

DWG NO.: DWG-U22201-XX-01

SHEET 2/3 REVISION 4

IP-X7

RoHS

PROCESS COMPLIANT

REV.	DESCRIPTION OF REVISIONS	APPR.	CHKD.	DRAW.	DATE
△1	Original reversion	lucky	lucky	Roy	2019/06/05
△2	Change the material number and structure of O-ring	lucky	lucky	Roy	2020/08/05
△3	Change product model No.	lucky	lucky	Roy	2023/10/25
△4	Add MUP-U22201-09	lucky	lucky	Roy	2023/11/20

NOTES

1. NUMBER OF CONNECTORS:900PCS/REEL
2. LEAD TAPE LENGTH

EMPTY 15PCS	PART 900PCS	EMPTY 15PCS
LEADER 240mm	COMPONENT SUPPLIER	TRAILER 240mm

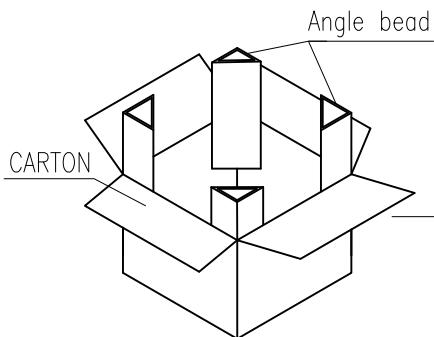
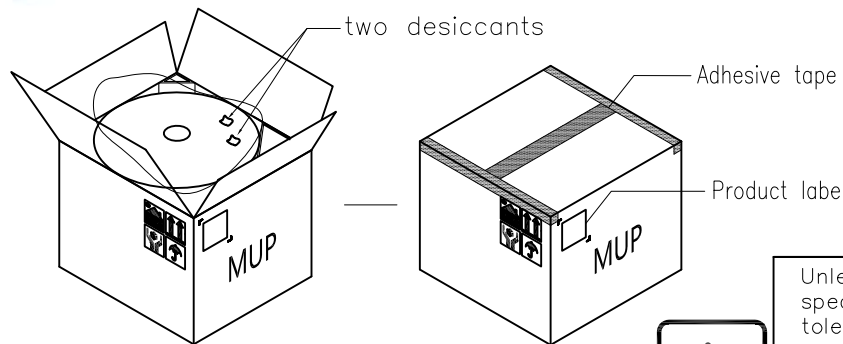
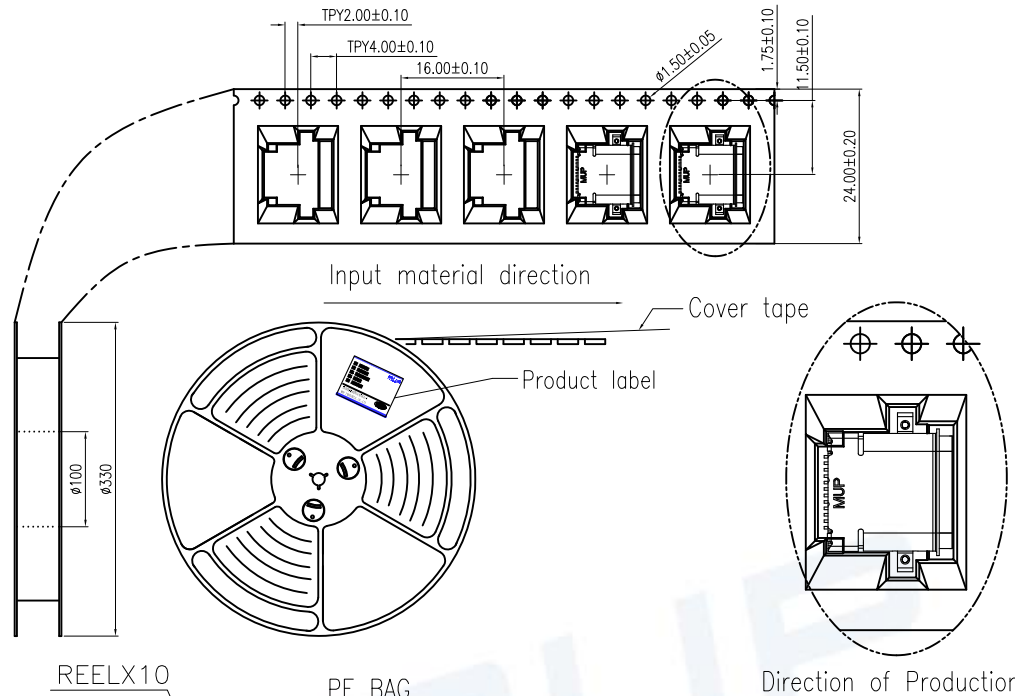
3. QUANTITY:9000/CARTON

4. WEIGHT :

4.1 NET WEIGHT : 6.31 Kg

4.2 GROSS WEIGHT : 10.5 Kg

5.Meas:350Lx350Wx315H mm



Unless otherwise specified, other tolerance are:		<b>MUP</b> MUP INDUSTRIAL CO.,LTD.			
X	±0.40	X*	±5*	NAME: <b>USB Type C Hybrld Right-Angle Receptacle</b>	
X.X	±0.30	X.X*	±4*	MODEL NO: <b>MUP-U22201-XX</b>	
X.XX	±0.20	X.XX*	±3*	TYPE : <b>24P Mid Mount CH=0.30 Waterproof IPX7</b>	
X.XXX	±0.10	X.XXX*	±2*		
PROJ.	UNIT	SCALE	DRAW	Roy	2019/06/05
①	mm	1:1	CHECKED	lucky	2019/06/05
CUSTOMER DRAWING			APPROVAL	lucky	2019/06/05
				DWG NO.:	DWG-U22201-XX-01
				SHEET	3/3
				REVISION	4

