


Printed-circuit board connector - DFMC 1,5/16-ST-3,5-LR - 1790629

Please be informed that the data shown in this PDF Document is generated from our Online Catalog. Please find the complete data in the user's documentation. Our General Terms of Use for Downloads are valid (<http://phoenixcontact.com/download>)

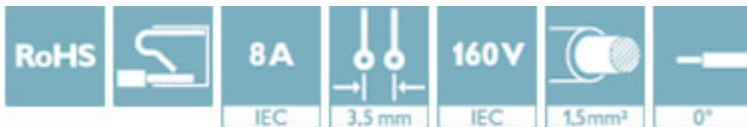
Plug, nominal current: 8 A, rated voltage (III/2): 160 V, number of positions: 16 with 32 contacts, pitch: 3.5 mm, connection method: spring-cage connection, color: green, contact surface: tin




The figure shows a 10-pos. version with 20 contacts

Your advantages

- ✓ Time saving push-in connection, tools not required
- ✓ Defined contact force ensures that contact remains stable over the long term
- ✓ Intuitive use through colour coded actuation lever
- ✓ Optimized for tight installation situations: operation and conductor connection from one direction
- ✓ Automatic locking and intuitive release through Lock and Release operating lever in contrasting color



Key Commercial Data

| | |
|--------------------------------------|---|
| Packing unit | 1 pc |
| GTIN |  4 046356 594684 |
| GTIN | 4046356594684 |
| Weight per Piece (excluding packing) | 16.600 g |
| Custom tariff number | 85366990 |
| Country of origin | Germany |

Technical data

Dimensions

| | |
|--------------|----------|
| Length [l] | 27.79 mm |
| Width [w] | 62.9 mm |
| Height [h] | 13.25 mm |
| Pitch | 3.5 mm |

Printed-circuit board connector - DFMC 1,5/16-ST-3,5-LR - 1790629

Technical data

Dimensions

| | |
|-------------|---------|
| Dimension a | 52.5 mm |
|-------------|---------|

General

| | |
|--|---------------------------|
| Range of articles | DFMC 1,5/...-ST-LR |
| Number of positions | 16 |
| Connection method | Push-in spring connection |
| Insulating material group | I |
| Rated surge voltage (III/3) | 2.5 kV |
| Rated surge voltage (III/2) | 2.5 kV |
| Rated surge voltage (II/2) | 2.5 kV |
| Rated voltage (III/3) | 160 V |
| Rated voltage (III/2) | 160 V |
| Rated voltage (II/2) | 320 V |
| Connection in acc. with standard | EN-VDE |
| Nominal current I_N | 8 A |
| Nominal cross section | 1.5 mm ² |
| Maximum load current | 8 A |
| Insulating material | PA |
| Flammability rating according to UL 94 | V0 |
| Internal cylindrical gage | A1 |
| Stripping length | 10 mm |

Connection data

| | |
|--|----------------------|
| Conductor cross section solid min. | 0.2 mm ² |
| Conductor cross section solid max. | 1.5 mm ² |
| Conductor cross section flexible min. | 0.2 mm ² |
| Conductor cross section flexible max. | 1.5 mm ² |
| Conductor cross section flexible, with ferrule without plastic sleeve min. | 0.25 mm ² |
| Conductor cross section flexible, with ferrule without plastic sleeve max. | 1.5 mm ² |
| Conductor cross section flexible, with ferrule with plastic sleeve min. | 0.25 mm ² |
| Conductor cross section flexible, with ferrule with plastic sleeve max. | 0.75 mm ² |
| Conductor cross section AWG min. | 24 |
| Conductor cross section AWG max. | 16 |
| Minimum AWG according to UL/CUL | 16 |
| Maximum AWG according to UL/CUL | 24 |

Specifications for ferrules

| | |
|--|--|
| Recommended crimping pliers | 1212034 CRIMPFOX 6 |
| Ferrules without insulating collar, according to DIN 46228-1 | Cross section: 0.25 mm ² ; Length: 7 mm |

Printed-circuit board connector - DFMC 1,5/16-ST-3,5-LR - 1790629

Technical data

Specifications for ferrules

| | |
|--|--|
| | Cross section: 0.34 mm ² ; Length: 7 mm |
| | Cross section: 0.5 mm ² ; Length: 8 mm ... 10 mm |
| | Cross section: 0.75 mm ² ; Length: 8 mm ... 10 mm |
| | Cross section: 1 mm ² ; Length: 8 mm ... 10 mm |
| | Cross section: 1.5 mm ² ; Length: 10 mm |

Standards and Regulations

| | |
|--|--------|
| Connection in acc. with standard | EN-VDE |
| | CUL |
| Flammability rating according to UL 94 | V0 |

Environmental Product Compliance

| | |
|------------|---|
| China RoHS | Environmentally friendly use period: unlimited = EFUP-e |
| | No hazardous substances above threshold values |

Classifications

eCl@ss

| | |
|------------|----------|
| eCl@ss 4.0 | 27260700 |
| eCl@ss 4.1 | 27260700 |
| eCl@ss 5.0 | 27260700 |
| eCl@ss 5.1 | 27260700 |
| eCl@ss 6.0 | 27260700 |
| eCl@ss 7.0 | 27440309 |
| eCl@ss 8.0 | 27440309 |
| eCl@ss 9.0 | 27440309 |

ETIM

| | |
|----------|----------|
| ETIM 4.0 | EC002638 |
| ETIM 5.0 | EC002638 |
| ETIM 6.0 | EC002638 |
| ETIM 7.0 | EC002638 |

UNSPSC

| | |
|---------------|----------|
| UNSPSC 6.01 | 30211810 |
| UNSPSC 7.0901 | 39121409 |
| UNSPSC 11 | 39121409 |
| UNSPSC 12.01 | 39121409 |
| UNSPSC 13.2 | 39121409 |

Printed-circuit board connector - DFMC 1,5/16-ST-3,5-LR - 1790629

Approvals


Approvals


Approvals

IECEE CB Scheme / VDE Gutachten mit Fertigungsüberwachung / EAC / cULus Recognized


Ex Approvals

Approval details

| | | | |
|--------------------|---|---|-----------------|
| IECEE CB Scheme |  | http://www.iecee.org/ | DE1-60359_B1_B2 |
| Nominal voltage UN | 160 V | | |
| Nominal current IN | 8 A | | |

| | | | |
|---|---|---|----------|
| VDE Gutachten mit Fertigungsüberwachung |  | http://www2.vde.com/de/Institut/Online-Service/VDE-gepruefteProdukte/Seiten/Online-Suche.aspx | 40038423 |
| Nominal voltage UN | 160 V | | |
| Nominal current IN | 8 A | | |
| mm ² /AWG/kcmil | 0.2-1.5 | | |

| | | | |
|-----|---|--|---------|
| EAC |  | | B.01742 |
|-----|---|--|---------|

| | | | |
|----------------------------|---|---|-----------------|
| cULus Recognized |  | http://database.ul.com/cgi-bin/XYV/template/LISEXT/1FRAME/index.htm | E60425-19920306 |
| | B | C | D |
| Nominal voltage UN | 300 V | 50 V | 300 V |
| Nominal current IN | 8 A | 8 A | 8 A |
| mm ² /AWG/kcmil | 24-16 | 24-16 | 24-16 |

Printed-circuit board connector - DFMC 1,5/16-ST-3,5-LR - 1790629

Accessories

Accessories

Coding element

Coding profile - CP-DMC 1,5 NAT - 1790647



Coding profile, for insertion between the coding ribs of the connector and the header following the reflow soldering process, insulating material, color: natural

Crimping tool

Crimping pliers - CRIMPFOX 6 - 1212034



Crimping pliers, for ferrules without insulating collar according to DIN 46228 Part 1 and ferrules with insulating collar according to DIN 46228 Part 4, 0.25 mm² ... 6.0 mm², lateral entry, trapezoidal crimp

Screwdriver tools

Screwdriver - SZS 0,4X2,5 VDE - 1205037



Screwdriver, slot-headed, VDE insulated, size: 0.4 x 2.5 x 80 mm, 2-component grip, with non-slip grip

Additional products

Printed-circuit board connector - DMC 1,5/16-G1F-3,5-LR P20THR - 1787153



PCB headers, nominal current: 8 A, number of positions: 16, pitch: 3.5 mm, color: black, contact surface: Tin, mounting: THR soldering

Printed-circuit board connector - DFMC 1,5/16-ST-3,5-LR - 1790629

Accessories

Printed-circuit board connector - DMCV 1,5/16-G1F-3,5-LR P20THR - 1787535

PCB headers, nominal current: 8 A, number of positions: 16, pitch: 3.5 mm, color: black, contact surface: Tin, mounting: THR soldering

