

**10A GLASS PASSIVATED BRIDGE RECTIFIER Reverse**

**Voltage - 100 to 1000 V**

**Forward Current – 10A**

**FEATURES**

- ◆ Surge overload rating-210 amperes peak
- ◆ Polarity:As marked on body
- ◆ Ideal for printed circuit board
- ◆ Plastic material has U/L

The flammability classification 94V-0

- ◆ Reliable low cost construction utilizing molded plastic technique


**MECHANICAL DATA**

- ◆ Case: KBJ
- ◆ Terminals: Solderable per MIL-STD-750, Method 2026
- ◆ Approx. Weight: 7.0g /0.26oz

**Maximum Ratings and Electrical characteristics**

Ratings at 25 °C ambient temperature unless otherwise specified.

Single phase half-wave 60 Hz, resistive or inductive load, for capacitive load current derate by 20 %.



Parameter	Symbols	KBJ1001	KBJ1002	KBJ1004	KBJ1006	KBJ1008	KBJ1010	Units
Maximum Repetitive Peak Reverse Voltage	$V_{RRM}$	100	200	400	600	800	1000	V
Maximum RMS voltage	$V_{RMS}$	70	140	280	420	560	700	V
Maximum DC Blocking Voltage	$V_{DC}$	100	200	400	600	800	1000	V
Maximum Average Forward Rectified Current	$I_{(AV)}$	10 3.0						A
Peak Forward Surge Current 8.3 ms Single Half Sine-Wave Superimposed on Rated Load (JEDEC method)	$I_{FSM}$	210						A
Forward Voltage per element @ $I_F=5.0A$ DC	$V_F$	1.0						V
Maximum DC Reverse Current @ $T_J=25^{\circ}C$ at Rated DC Blocking Voltage @ $T_J=125^{\circ}C$	$I_R$	10 500						$\mu A$
$I^2t$ Rating for Fusing( $3ms \leq t \leq 8.3ms$ )	$I^2t$	183						$A^2S$
Typical Junction Capacitance <sup>(Note1)</sup>	$C_j$	55						pF
Typical Thermal Resistance <sup>(Note2)</sup>	$R_{\theta JC}$	1.4						$^{\circ}C/W$
Operating and Storage Temperature Range	$T_j, T_{stg}$	-55 ~ +150						$^{\circ}C$

(1) Measured at 1 MHz and applied reverse voltage of 4 V D.C

(2) Device mounted on 75mm\*75mm\*1.6mm cu plate heatsink

FIG.1-FORWARD CURRENT DERATING CURVE

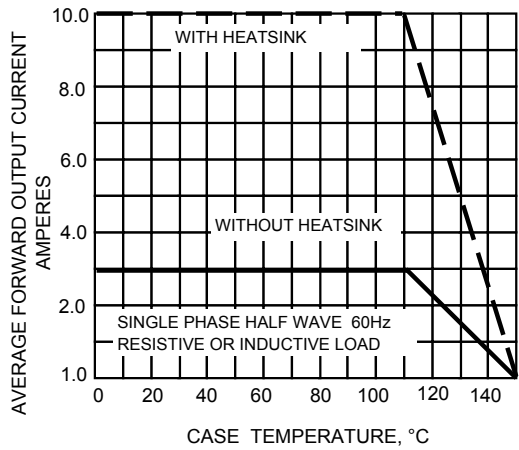


FIG.2-MAXIMUM NON-REPETITIVE SURGE CURRENT

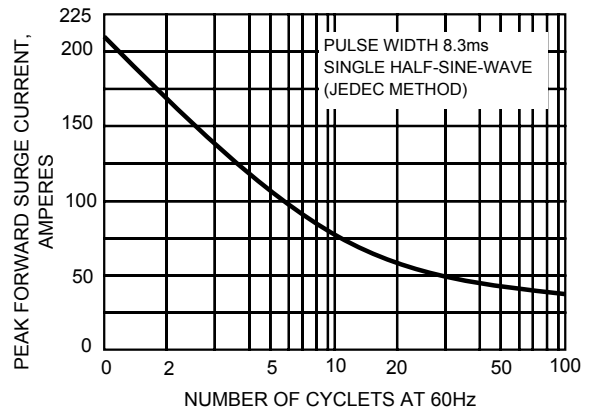


FIG.3-TYPICAL JUNCTION CAPACITANCE

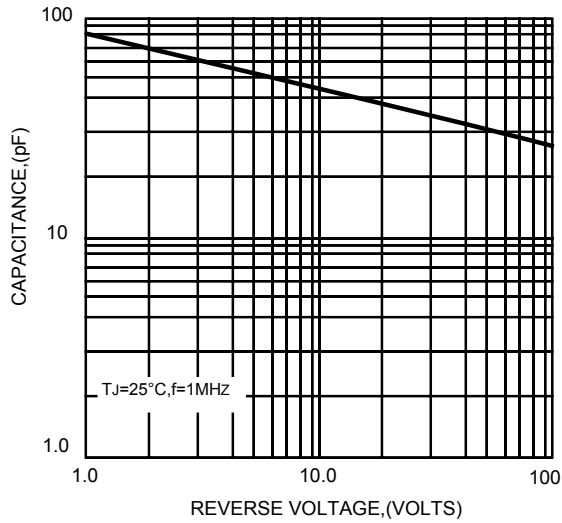


FIG.4-TYPICAL FORWARD CHARACTERISTICS

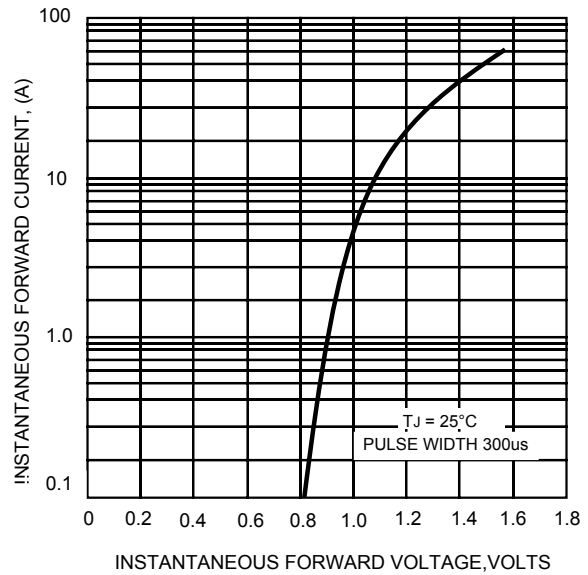
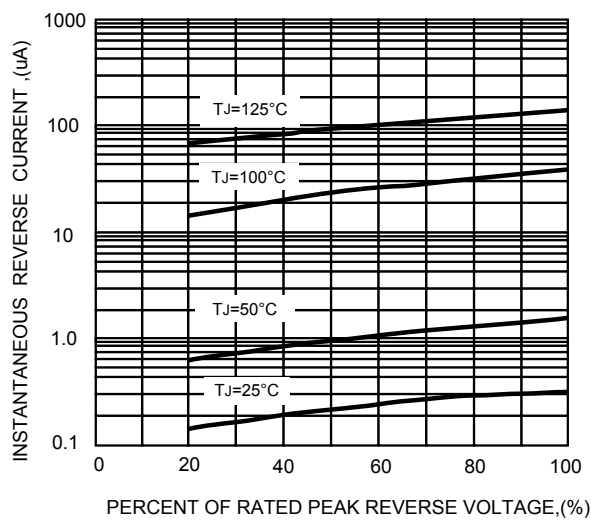
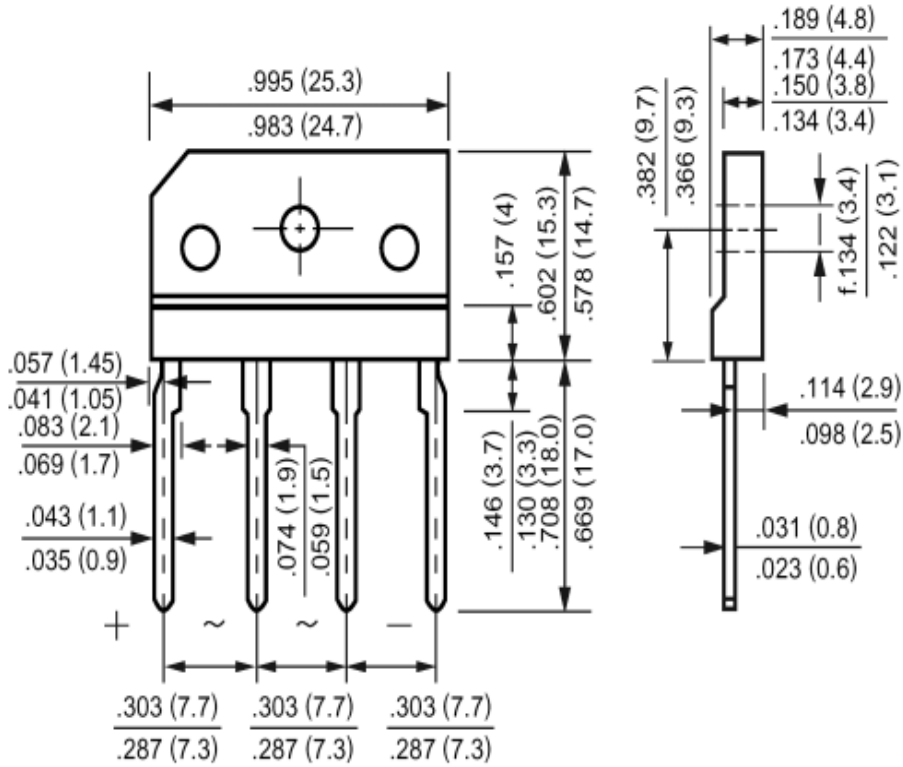


FIG.5-TYPICAL REVERSE CHARACTERISTICS



**Package Outline**

**KBJ**



**Summary of Packing Options**

Package	Packing Description	Packing Quantity	Industry Standard
KBJ	BOX	250	EIA-481-1